

Scientific Programme by Day Saturday, October 19, 2019

PGT: Plenary I

09:00 - 10:30 Hall 6
Update on diverticulitis
 Chairs: Alberto Arezzo, Italy
 Desmond C. Winter, Ireland



IP001
Words of welcome
 Paul Fockens, Netherlands

09:00 - 09:30 IP002
Diverticulitis: Where are we now and where are we going?
 Desmond C. Winter, Ireland

Tandem Talks
 09:30 - 09:45 IP003
EAES & SAGES Guidelines on diverticulitis
 Sylla P.

09:45 - 10:00 IP004
ESCP Guidelines on diverticulitis
 Boormeester M.A.

10:00 - 10:30 IP005
Putting guidelines into practice: Clinical scenarios
 Marilia Carabotti, Italy

ESGENA Nurse Programme

09:00 - 10:30 A3
ESGENA Nurse Programme Opening Session: Research in Gastroenterology Nursing
 Chairs: Marjon De Pater-Godhelp, Netherlands
 Wendy Jo Waagenes, Denmark

09:00 - 09:10
Welcome
 Marjon De Pater-Godhelp, Netherlands
 Montse Victor Dieguez, Spain

09:10 - 09:40
Research in GI nursing
 Christine Norton, United Kingdom

09:40 - 10:10
Post ERCP-pancreatitis – prophylaxis and longterm consequences
 Bonna Leerhøy, Denmark

10:10 - 10:30
Development of digital competence portfolio in GI Endoscopy
 Phedra Dodds, United Kingdom

PGT: Video Case Session

11:00 - 13:00 Hall 6
Endoscopic retrograde cholangiopancreatography (ERCP)
 Chairs: Ian Mark Gralnek, Israel
 Thierry Ponchon, France



11:00 - 11:30 IP006
Biliary cannulation, sphincterotomy and precut
 Tomas Hucl, Czech Republic

11:30 - 12:00 IP007
Biliary stenosis
 Jörg Albert, Germany

12:00 - 12:30 IP008
Biliary stones
 Daniel Blero, Belgium

12:30 - 13:00 IP009
ERCP in patients with altered anatomy
 Lars Aabakken, Norway

PGT: Parallel Session

11:00 - 13:00 A2
Gastric polyps and submucosal lesions
 Chairs: Torsten Beyna, Germany
 Mario Dinis-Ribeiro, Portugal



11:00 - 11:30 IP010
Epidemiology, histopathological features and genetic predisposition
 Brosens L.

11:30 - 12:00 IP011
Clinical presentation and endoscopic assessment of gastric lesions
 Gerges C.

12:00 - 12:30 IP012
Pathology perspective: What are subepithelial lesions?
 Vieth M.

Debate
 12:30 - 12:45 IP013
Gastric subepithelial lesions: Minimal-invasive surgery as standard treatment!
 Sheraz Markar, United Kingdom

12:45 - 13:00 IP014
Gastric subepithelial lesions: Endoscopic resection always first-line!
 Pradeep Bhandari, United Kingdom

PGT: Parallel Session

11:00 - 13:00 C3
How to use drugs in IBD
 Chairs: Britta Siegmund, Germany
 Henit Yanai, Israel



11:00 - 11:30 IP015
Treatment aims of therapeutic drug monitoring
 Ben-Horin S.

Tandem Talks
 11:30 - 11:45 IP016
Positioning of drugs in ulcerative colitis
 Dotan I.

11:45 - 12:00

IP017

Positioning of drugs in Crohn's disease Allez M.

12:00 - 12:30

IP018

Pre- and postsurgical management in Crohn's disease
de Groof J.

12:30 - 13:00

IP019

Adjustment and optimisation of medical treatment over the disease course
Lindsay J.**PGT: Parallel Session**

11:00 - 13:00

F3

Chronic pancreatitisChairs: Marco J. Bruno, Netherlands
Andrea Tringali, Italy

11:00 - 11:30

IP020

Genetics in chronic pancreatitis: Pathophysiology and clinical implications
Mayerle J.


11:30 - 12:00

IP021

Long-term management of patients with chronic pancreatitis: What to expect, and how to monitor and treat
Tantau M.V.**Debate**

12:00 - 12:15

IP022

Surgery first: Skip non-effective endoscopic interventions 
Boermeester M.A.

12:15 - 12:30

IP023

Endoscopy first: Surgery only as a last resort 
Deviere J.

12:30 - 13:00

IP024

Optimal medical pain management: When endoscopy and surgery are not an option
Drewes A.M.**ESGENA Nurse Programme**

11:15 - 12:45

B2

Workshop 1: Tissue acquisition of small polyps - Do it right!
Chairs: Christoph Schlag, Germany**ESGENA Nurse Programme**

11:15 - 12:45

B3

Workshop 2: Troubleshooting - Common problems during reprocessing of flexible endoscopes
Chairs: Ulrike Beilenhoff, Germany
Guido Merk, Germany**ESGENA Nurse Programme**

11:15 - 12:45

E1

Workshop 3: Consistent safety in endoscope reprocessing: User experiences and regulatory framework
Chairs: Cecile Paya, France
Marlene Horgnies, France**ESGENA Nurse Programme**

11:15 - 12:45

E2

Workshop 4: Nurse specialists
Chairs: Chantal t'Hoën, Netherlands
Irene Dunkley, United Kingdom

11:15 - 11:35

Role of nurse practioners in the Netherlands
Wilda Rosmolen, Netherlands

11:35 - 11:55

Role of IBD consultants and nurse practioners in the United Kingdom
Irene Dunkley, United Kingdom

11:55 - 12:15

Advanced roles for nurses in Germany - a step by step approach
Ute Pfeifer, Germany

12:15 - 12:45

Round table discussion**PGT: Video Case Session**

14:00 - 16:30

Hall 6

Diagnosis and management of early neoplasia of the upper GI tract
Chairs: Mario Dinis-Ribeiro, Portugal
Helmut Messmann, Germany

14:00 - 14:30

IP025

Endoscopic diagnosis of Barrett's oesophagus
Raf Bisschops, Belgium

14:30 - 15:00

IP026

Endoscopic treatment of Barrett's oesophagus
Helmut Messmann, Germany

15:00 - 15:30

IP027

Endoscopic management of superficial squamous cell oesophageal thierneoplasia
Krish Ragunath, United Kingdom

15:30 - 16:00

IP028

Endoscopic management of early gastric neoplasia
Miguel Areia, Portugal

16:00 - 16:30

IP029

Approach to early duodenal neoplasia
Torsten Beyna, Germany

PGT: Parallel Session

14:00 - 16:30 A2
Monitoring of disease activity in IBD
 Chairs: Edouard Louis, Belgium
 Pia Munkholm, Denmark



14:00 - 14:30 IP030
Which are the evidence to promote disease monitoring in Crohn's disease and in ulcerative colitis?
 Peyrin-Biroulet L.

Tandem Talks

14:30 - 14:45 IP031
How to increase patients' acceptance and participation in disease monitoring: The "classical" way
 Burisch J.

14:45 - 15:00 IP032
How to increase patients' acceptance and participation in disease monitoring: The technical, web-based approach
 Marieke J. Pierik, Netherlands

15:00 - 15:30 IP033
Disease monitoring with biomarkers and endoscopy: How to best combine them?
 Bossuyt P.

Tandem Talks

15:30 - 15:45 IP034
Disease monitoring with gastroenterologist ultrasound: The point-of-care procedure!
 Rogler G.

15:45 - 16:00 IP035
Disease monitoring with medical imaging: MRI - the golden standard!
 Rimola J.

16:00 - 16:30 IP036
Implementation of disease monitoring and its challenges in practice: An integrated view
 Maria T. Abreu, United States

ESGENA Nurse Programme

14:00 - 15:30 B2
Special Bronchoscopy Session I
 Chairs: Björn Fehrke, Switzerland
 Michael Ortmann, Switzerland

14:00 - 14:20
Interstitial lung diseases- diagnostic and therapy
 Nikolay Pavlov, Switzerland

14:20 - 14:40
Flexible Cryosurgery in interventional pulmonology
 Björn Fehrke, Switzerland
 Jan Nagel, Germany

14:40 - 15:00
Pleura diagnostics and drainages – how to handle
 Nikolay Pavlov, Switzerland

15:00 - 15:30
"I have a dream" - Nepal after the Earthquake, back to normal life: The burden of chronic inflammatory lung diseases in rural Nepal
 Michael Ortmann, Switzerland

ESGENA Nurse Programme

14:00 - 15:30 B3
Workshop 5: Reprocessing of endoscopes: Instructions for use in daily practice
 Chairs: Annette Rittich, Germany
 Michel Theron, Germany

PGT: Parallel Session

14:00 - 16:30 C3
Complications of severe acute pancreatitis
 Chairs: Marc Barthet, France
 Michael Fernandez Y Viesca, Belgium



14:00 - 14:30 IP037
Initial medical management of severe acute pancreatitis: Hydration, nutrition, antibiotics
 de-Madaria E.

Tandem Talks

14:30 - 14:45 IP038
Pancreatic collections: How to assess, which and when to treat? The clinician's view
 Arvanitakis M., Bali M.A.

14:45 - 15:00 IP039
Pancreatic collections: How to assess, which and when to treat? The radiologist's view
 Arvanitakis M., Bali M.A.

15:00 - 15:30 IP040
Walled-off necrosis: Step-up management
 Vanbiervliet G.

15:30 - 16:00 IP041
Beyond collections: Abdominal compartment syndrome and vascular complications
 Huber W.

16:00 - 16:30 IP042
Complications of severe acute pancreatitis in clinical practice
 István Hritz, Hungary

ESGENA Nurse Programme

14:00 - 15:30 E1
Workshop 6: Tissue resection
 Chairs: Leon M.G. Moons, Netherlands

ESGENA Nurse Programme

14:00 - 15:30 E2
Workshop 7: Nurse specialists in GE
 Chairs: Wilda Rosmolen, Netherlands
 Deepa Jegadish Gandhi, Ireland

14:00 - 14:20

Self-Dilation class organised by nurses practitioner
Chantal t'Hoën, Netherlands

14:20 - 14:40

Bowel screening & it implications on healthcare in Ireland – the role of advanced nurse practitioners
Deepa Jegadish Gandhi, Ireland

14:40 - 15:00

How to implement nursing science?
Helle Vendel Petersen, Denmark

15:00 - 15:30

Discussion

PGT: Parallel Session

14:00 - 16:30

F3

Advanced colorectal cancer

Chairs: Nicola Fearnhead, United Kingdom
Harm Rutten, Netherlands
Ian Jenkins, United Kingdom



Tandem Talks

14:00 - 14:15

IP043

Modern imaging to optimise clinical decision-making: The surgeon's view
Burger P.

14:15 - 14:30

IP044

Modern imaging to optimise clinical decision-making: The radiologist's view
Nederend J.

14:30 - 15:00

IP045

The use of neo-adjuvant treatments to downstage advanced colorectal tumours
Glynn-Jones R.

15:00 - 15:30

IP046

Weighing the pros and cons of colorectal surgery in the frail and elderly
Rutten H.

Tandem Talks

15:30 - 15:45

IP047

Decision making in management of locally recurrent rectal cancer: The surgeon's view
Burger P.

15:45 - 16:00

IP048

Decision making in management of locally recurrent rectal cancer: The radiologist's view
Nederend J.

16:00 - 16:30

IP049

Multidisciplinary approach in advanced colorectal cancer: Case scenarios
Ian Jenkins, United Kingdom

ESGENA Nurse Programme

14:00 - 15:30

ESGE Hands-on

Hands-on Training 1

Business Meetings

15:00 - 17:00

UEG Meeting Room 2

UEG Public Affairs Committee Meeting

ESGENA Nurse Programme

16:00 - 17:30

B2

Special Bronchoscopy Session II

Chairs: Björn Fehrke, Switzerland
Michael Ortmann, Switzerland

ESGENA Nurse Programme

16:00 - 17:30

B3

Workshop 8: It's getting hot: What you should know about HF surgery

Chairs: Nilas Frömmel, Germany
Wendy Jo Waagenes, Denmark

ESGENA Nurse Programme

16:00 - 17:30

E1

Workshop 9 : Documentation & Traceability: Sharing best practices for successful operation of endoscopy departments

Chairs: Ulrike Beilenhoff, Germany
Dries Vanbiervliet, Netherlands

ESGENA Nurse Programme

16:00 - 17:30

E2

Workshop 10: Key factors in reducing the risk of infection

Chairs: Paul Caesar, Netherlands
Julia Kovaleva, Belgium

ESGENA Nurse Programme

16:00 - 17:30

ESGE Hands-on

Hands-on Training 2

Scientific Programme by Day

Sunday, October 20, 2019

PGT: Parallel Session

08:30 - 10:30 Hall 6
Ulcerative colitis: Current management
 Chairs: Iris Dotan, Israel
 Krisztina Barbara Gecse, Netherlands



08:30 - 09:00 IP050

Treatment targets

[Panés J.](#)

09:00 - 09:30 IP051

Optimal use of conventional treatment modalities

[Irving P.](#)

09:30 - 10:00 IP052

Individualising treatment: Biologicals and small molecules

[Torres J.](#)

Tandem Talks

10:00 - 10:15 IP053

Optimising surgical outcome: Peri-operative treatment, timing and techniques

[Ferrante M., D'Hoore A.](#)

[Ferrante M., D'Hoore A.](#)

PGT: Parallel Session

08:30 - 10:30 A2
Neuroendocrine tumours
 Chairs: Christos Toumpanakis, United Kingdom
 Jean-Luc Van Laethem, Belgium



08:30 - 09:00 IP055

Mechanisms of carcinogenesis: Classification and diagnosis

[Pape U.-F.](#)

09:00 - 09:30 IP056

The role of advanced endoscopy in diagnosis and treatment of GEP-NETs

[Neuhaus H.](#)

09:30 - 10:00 IP057

Systemic treatment options for symptoms and tumour growth control in GEP-NETs

[Ruszniewski P.](#)

10:00 - 10:15 IP058

Case scenarios

[Christos Toumpanakis, United Kingdom](#)

[Jean-Luc Van Laethem, Belgium](#)

PGT: Parallel Session

08:30 - 10:30 C3
How to improve quality in endoscopy
 Chairs: Raf Bisschops, Belgium
 Siwan Thomas-Gibson, United Kingdom



08:30 - 09:00 IP060

Why and what should we measure to assess quality in upper GI endoscopy?

[Bisschops R.](#)

09:00 - 09:30 IP061

Why and what should we ensure to assess quality in lower GI endoscopy?

[Ferlitsch M.](#)

Tandem Talks

09:30 - 09:45 IP062

Importance of sterilisation and radioprotection: The clinician's perspective

[Blero D.](#)

09:45 - 10:00 IP063

Importance of sterilisation and decontamination: The nurse's perspective

[Griffiths H.](#)

10:00 - 10:30 IP064

Improving safety in your endoscopy unit

[Thomas-Gibson S.](#)

PGT: Parallel Session

08:30 - 10:30 F2
Obstruction and ileus
 Chairs: Dileep Lobo, United Kingdom
 Tom Moreels, Belgium



08:30 - 09:00 IP065

Clinical scenarios

[Ian Jenkins, United Kingdom](#)

09:00 - 09:30 IP066

Causes and investigation of ileus

[Moreels T.](#)

09:30 - 10:00 IP067

Surgical management of acute intestinal obstruction

[Dileep Lobo, United Kingdom](#)

10:00 - 10:30 IP068

Endoscopic management of acute intestinal obstruction

[Corbett G.](#)

PGT: Parallel Session

08:30 - 10:30 F3
Therapy update: Faecal transplantation
 Chairs: Giovanni Cammarota, Italy
 Patrizia Katharina Kump, Austria



08:30 - 09:00 IP069

FMT procedure, regulation and stool banks

[Vehreschild M.I.G.T.](#)

Debate

09:00 - 09:15 IP070

FMT in clinical practice for C. difficile infection: Pro

[Kuijper E.](#)

09:15 - 09:30 IP071
FMT in clinical practice for C. difficile infection: Con 
Wilcox M.

09:30 - 10:00 IP072
FMT for IBS
Petersen A.

10:00 - 10:30 IP073
FMT in IBD
Vermeire S.

ESGENA Nurse Programme

09:00 - 10:30 B2
Session 1: Free Paper
 Chairs: Wendy Jo Waagenes, Denmark
 Elena Daniela Burtea, Romania
 Devika Ghosh, Ireland
 Denise Schäfer, Austria

09:00 - 09:15
Training of new staff in Endoscopy – tools for a structured induction training concept
 Ulrike Beilenhoff, Germany

09:15 - 09:30
Development of an algorithm for efficient staff allocation into reprocessing rooms
 Giulia Marika Futura Beorchia, Italy

09:30 - 09:45
Implementation of determination of adenoma detection rate and caecal intubation rate for nurse endoscopists in Amager and Hvidovre Hospital, Copenhagen, Denmark
 Christina Kolstrup, Denmark

09:45 - 10:00
Assuring the timely removal or replacement of biliary / pancreatic stents: a nursing-directed quality assurance project
 Ruhama Podoler, Israel

10:00 - 10:15
Patient school for patients with chronic pancreatitis – a useful educational supplement
 Marianne Priskorn, Denmark

10:15 - 10:30
The nurse led development of a multidisciplinary guideline for the management of high output stoma in an acute tertiary hospital
 Leah Palado Vinzons, Ireland

ESGENA Nurse Programme

09:00 - 10:30 B3
Session 2: Obesity & diabetes – Implications for endoscopy
 Chairs: Tatjana Gjergek, Slovenia
 Marjon De Pater-Godhelp, Netherlands

09:00 - 09:20
Health implications of obesity and diabetes into these days' population
 Marjon Barlag, Netherlands

09:20 - 09:40
New endoscopic options in treatment of diabetes
 Suzanne Meiring, Netherlands

09:40 - 10:00
Endoscopy treatment of complications after bariatric surgery
 Eduard Brunet, Spain

10:00 - 10:20
ERCP after bariatric surgery
 Siiri Maasen, Estonia

10:20 - 10:30
Discussion

ESGENA Nurse Programme

10:30 - 11:00 ESGENA Poster
Poster Exhibition I
 Chairs: Siiri Maasen, Estonia
 Vânia Braga, Portugal
 Enriqueta Hernandez Soto, Spain
 Anita Jorgensen, Norway
 Camilla Leidcker, Denmark
 Jayne Tillet, United Kingdom
 Montse Victor Dieguez, Spain

PGT: Clinical Case Based Session

11:00 - 13:00 Hall 6
Constipation: To modify behaviour or anatomy?
 Chairs: Jan Borovicka, Switzerland
 Charles H. Knowles, United Kingdom
 Emma Carrington, United Kingdom



11:00 - 11:30 IP074
Case presentation: Success and failure in behavioural modification of defecation disorders 
 Stephan Baumeler, Switzerland

11:30 - 12:00 IP075
Behavioural modification of defecation disorders
Borovicka J.

12:00 - 12:30 IP076
Case presentation: Success and failure in surgical management of constipation 
 Stephan Baumeler, Switzerland

12:30 - 13:00 IP077
Surgical management of constipation
Knowles C.H.


PGT: Clinical Case Based Session

11:00 - 13:00 A1
Anorexia and unexplained weight loss
 Chairs: Francisca Joly, France
 André Van Gossum, Belgium
 Paraskevas Gkolfakis, Greece



11:00 - 11:30 IP078
Case presentation: Involuntary weight loss in a patient with chronic alcohol abuse 
 Alexandre Nuzzo, France

11:30 - 12:00 IP079
Malnutrition: Causes and diagnostic criteria
Van Gossum A.


12:00 - 12:30 IP080
Case presentation: Motility disorders in patient with eating disorders 
 Alexandre Nuzzo, France

12:30 - 13:00 IP081
Motility disorders: Nutritional treatment
Joly F.


PGT: Clinical Case Based Session

11:00 - 13:00 A2
Oesophageal cancer: Challenges and controversies
 Chairs: Prateek Sharma, United States
 Isabelle Soerjomataram, France
 Mark Ivo van Berge Henegouwen, Netherlands



11:00 - 11:30 IP082
Case presentation: A Barrett's patient with nodule in the distal oesophagus 
 Marco Spadaccini, Italy

11:30 - 12:00 IP083
Oesophageal cancer: Diagnosis and treatment
Sharma P.


12:00 - 12:30 IP084
Case presentation: A GORD patient with dysphagia and weight loss 
 Marco Spadaccini, Italy

12:30 - 13:00 IP085
Changing epidemiology of oesophageal cancer and its impact
Soerjomataram I.


PGT: Clinical Case Based Session

11:00 - 13:00 A3
Challenging the small bowel: Diagnosis and management of small bowel tumours in 2019
 Chairs: Omar Faiz, United Kingdom
 Marco Pennazio, Italy
 Ian Mark Gralnek, Israel



11:00 - 11:30 IP086
Case presentation: A seemingly simple clinical case of suspected small bowel bleeding 
 Emanuele Rondonotti, Italy

11:30 - 12:00 IP087
How to investigate the small bowel when a small bowel tumour is suspected
Pennazio M.

12:00 - 12:30 IP088
Case presentation: A neuroendocrine tumour of the small bowel 
 Emanuele Rondonotti, Italy

12:30 - 13:00 IP089
Therapeutic aspects
Faiz O.

ESGENA Nurse Programme

11:00 - 12:30 B2
Session 3: Advanced roles
 Chairs: Wendy Jo Waagenes, Denmark
 Anita Boersen, Netherlands

11:00 - 11:20
The development of a "Nice Track" for HNPCC patients:- How to manage a control colonoscopy program
 Helle Vendel Petersen, Denmark

11:20 - 11:40
Nurse Endoscopist EUS practice –an innovative service: the impact on services and patient care.
 Laura K Dwyer, United Kingdom

11:40 - 12:00
A novel device for the endoscopic management of buried bumper syndrome
 Volker Schmitt, Germany

12:00 - 12:20
European Council of the Liberal Professions (CEPLIS) – what is it and how it can support nurses in Europe
 Mario Gazic, Croatia

12:20 - 12:30
Discussion

ESGENA Nurse Programme

11:00 - 12:30 B3
Session 4: Management
 Chairs: Fanny Durand, France
 Ingrid Karström, Sweden

11:00 - 11:20
Management demands and capacity of endoscopy units
 Marjon De Pater-Godhelp, Netherlands

11:20 - 11:40
The effect of accreditation systems on quality in Endoscopy – 15 years' experience in the United Kingdom
 Helen Griffiths, United Kingdom

11:40 - 12:00
How to train endoscopic techniques – evaluation of different training simulators and modules
 Jadranka Brljak, Croatia

12:00 - 12:20
Organisation of emergency services – time slots, capacity, qualification, training and legal requirements
 Ute Pfeifer, Germany

12:20 - 12:30
Discussion

PGT: Clinical Case Based Session

11:00 - 13:00 C1
Autoimmune pancreatitis: From diagnosis to treatment
 Chairs: Matthias Löhr, Sweden
 Jeanin E. van Hooft, Netherlands
 Ulrich H.W. Beuers, Netherlands



11:00 - 11:30 IP090
Case presentation: Silent jaundice - pancreatic carcinoma or autoimmune pancreatitis case
 Kasper Overbeek, Netherlands

11:30 - 12:00 IP091
Autoimmune pancreatitis: From etiology to diagnosis
Löhr M.

12:00 - 12:30 IP092
Case presentation: Suppressing the disease - a hard nut to crack case
 Kasper Overbeek, Netherlands

12:30 - 13:00 IP093
Current treatment, side effects and long-term results
van Hooft J.E.

PGT: Clinical Case Based Session

11:00 - 13:00 C2
Acute liver failure: An era of expectation
 Chairs: John O'Grady, Ireland
 Faouzi Saliba, France
 Marina Berenguer, Spain



11:00 - 11:30 IP094
Case presentation: Assessment and prognostication case
 Upkar S. Gill, United Kingdom

11:30 - 12:00 IP095
Decisions, decisions and so little time to think!
O'Grady J.

12:00 - 12:30 IP096
Case presentation: Management and outcomes case
 Upkar S. Gill, United Kingdom

12:30 - 13:00 IP097
Extracorporeal liver support: Evidence, current and future strategies
Saliba F.

PGT: Clinical Case Based Session

11:00 - 13:00 C3
Peptic ulcer disease
 Chairs: Peter Bauerfeind, Switzerland
 Madalina Ilie, Romania
 John Atherton, United Kingdom



11:00 - 11:30 IP098
Case presentation: An elderly patient, presenting with dyspeptic symptoms, NSAID and ASS case
 Alexandra Schwizer, Switzerland

11:30 - 12:00 IP099
The "normal" peptic ulcer
Ilie M.

12:00 - 12:30 IP100
Case presentation: A young patient with a bleeding peptic ulcer case
 Alexandra Schwizer, Switzerland

12:30 - 13:00 IP101
The "complicated" peptic ulcer
Bauerfeind P.

PGT: Clinical Case Based Session

11:00 - 13:00 F1
Proctology: Solutions for daily problems
 Chairs: Dieter Hahnloser, Switzerland
 Philip J. Tozer, United Kingdom
 Danny De Looze, Belgium



11:00 - 11:30 IP102
Case presentation: Daily proctology cases I case
 Celine Duvoisin, Switzerland

11:30 - 12:00 IP103
Hemorrhoids, pilonidal sinus, fissures and warts
Hahnloser D.

12:00 - 12:30 IP104
Case presentation: Daily proctology cases II case
 Celine Duvoisin, Switzerland

12:30 - 13:00 IP105
All you need to know about anal fistula
 Philip J. Tozer, United Kingdom

PGT: Clinical Case Based Session

11:00 - 13:00 F2
Oropharyngeal swallowing disorders: Why gastroenterologists should be interested!
 Chairs: Nathalie Rommel, Belgium
 Philip Woodland, United Kingdom
 Radu Tutuian, Switzerland



11:00 - 11:30 IP106
Case presentation: A diagnostic dilemma case
 Charlotte Scheerens, Belgium

11:30 - 12:00 IP107
Causes and diagnosis of oropharyngeal dysphagia: An update
Rommel N.

12:00 - 12:30 IP108
Case presentation: Nowhere to go... and how teamwork can help case
 Charlotte Scheerens, Belgium

12:30 - 13:00 IP109
Treatment of oropharyngeal dysphagia in 2019
 Woodland P.

PGT: Clinical Case Based Session

11:00 - 13:00 F3
Evaluation and management of patients with alcohol-related liver disease: A multidisciplinary approach
 Chairs: Helena Cortez-Pinto, Portugal
 Karoline Lackner, Austria
 Michael Manns, Germany



11:00 - 11:30 IP110
Case presentation: Alcoholic hepatitis with particular aspects
 Carolina Simões, Portugal

11:30 - 12:00 IP111
Diagnosis and the role of histology in the management of patients with alcohol-related liver disease
 Lackner K.

12:00 - 12:30 IP112
Case presentation: Frequent complications of alcohol-related liver disease
 Carolina Simões, Portugal

12:30 - 13:00 IP113
Burden of disease: The importance of early diagnosis and correct management
 Cortez-Pinto H.

ESGENA Nurse Programme

11:00 - 12:30 ESGE Hands-on
Hands-on Training 3

ESGENA Nurse Programme

12:30 - 14:00 B2
Lunch Session 1: GE Endoscopy
 Chairs: Sylvia Lahey, Netherlands
 Evgeniia Korovina, Russian Federation

12:30 - 12:40
ADR on the rise - Mechanically Enhanced Colonoscopy
 Conny Le Kervern, Germany

12:40 - 12:50
Minimising ERCP complications through design
 Carmen Villanueva, Spain

12:50 - 13:00
EUS – tips and tricks: Interaction between Doctor and assisting Nurses
 Christian Gerges, Germany

13:00 - 13:10
ERCP Biliary Tissue Sampling Update
 John Koomen, United States

13:10 - 13:20
Myth Busting some common myths in Endoscopy
 Amandeep Dhillon, United Kingdom

13:20 - 14:00
Hands-on training

ESGENA Nurse Programme

12:30 - 14:00 B3
Lunch Session 2: Hygiene & infection control
 Chairs: Björn Fehrke, Switzerland
 Mario Gazic, Croatia

12:30 - 12:40
The importance of drying in endoscope reprocessing
 Julia Kovaleva, Belgium

12:40 - 12:50
How data management drives quality in endoscope reprocessing
 Cecile Paya, France

12:50 - 13:00
Brushing – a user's perspective
 Pedro Rodolfo, United Kingdom

13:00 - 13:10
Cleaning approach for endoscopes: Possible during pre-cleaning?
 Nancy Steenbakkens, Belgium

13:10 - 13:20
Hands Free Endoscope Reprocessing: Freedom from infections & cross contamination!
 Monica Menin Ostani, Italy

13:20 - 13:30
The green reprocessing: The natural & ecological evolution
 Fabio Grilli, Italy

13:30 - 14:00
Hands-on training

ESGENA Nurse Programme

12:30 - 14:00 ESGENA Poster
Poster Exhibition II
 Chairs: Siiri Maasen, Estonia
 Vânia Braga, Portugal
 Anita Jorgensen, Norway
 Camilla Leidcker, Denmark
 Jayne Tillett, United Kingdom
 Montse Victor Dieguez, Spain

Young GI Activity

13:00 - 14:00 Young GI Lounge
Check your CV: Tips and tricks from experts
 Chairs: Djuna L. Cahen, Netherlands
 Rui Castro, Portugal
 Marie Joossens, Belgium
 Jonas Rosendahl, Germany
 Marek Soltés, Slovakia
 Nathalie Vergnolle, France

PGT: Plenary II

14:00 - 16:00 Hall 6
Complications of liver cirrhosis
 Chairs: Andrea De Gottardi, Switzerland
 Guadalupe Garcia-Tsao, United States



14:00 - 14:30 IP114
Patients with difficult to treat ascites and large varices
[Garcia-Tsao G.](#)

14:30 - 15:00 IP115
Patients with alcoholic cirrhosis presenting with confusion
[Shawcross D.](#)

Tandem Talks

15:00 - 15:15 IP116
Patients with compensated or decompensated cirrhosis: How to assess (mal)nutrition?
[Merli M.](#)

15:15 - 15:30 IP117
Patients with compensated or decompensated cirrhosis: How to manage (mal)nutrition?
[Plauth M.](#)

Debate

15:30 - 15:45 IP118
Patients with a new diagnosis of portal vein thrombosis: Anticoagulate? Yes!
[De Gottardi A.](#)

15:45 - 16:00 IP119
Patients with a new diagnosis of portal vein thrombosis: Anticoagulate? No!
[Hernández-Gea V.](#)

ESGENA Nurse Programme

14:00 - 15:30 B2
Session 5: Liver
 Chairs: Krisztina Tari, Hungary
 Enriqueta Hernandez Soto, Spain

14:00 - 14:30
The utility of a professional liver nurse competence framework
[Michelle Clayton, United Kingdom](#)

14:30 - 15:00
Alcohol use disorders - How to manage patients
[Robert Bart Takkenberg, Netherlands](#)

15:00 - 15:30
Management of varices – endoscopic and non-endoscopic treatment
[Anna Soria, Spain](#)

ESGENA Nurse Programme

14:00 - 15:30 B3
Session 6: Health & safety
 Chairs: Irene Dunkley, United Kingdom
 Ulrike Beilenhoff, Germany

14:00 - 14:20
The endoscopy staff input in designing an endoscopy units
[Tracy McDonnell, United Kingdom](#)

14:20 - 14:40
Staff protection in Endoscopy – what does make sense? What is essential?
[Laura K Dwyer, United Kingdom](#)

14:40 - 15:10
Where should centralised endoscope reprocessing be located – in the central sterilisation supply department (CSSD) or in the endoscopy unit? Pro-contra debate
[Eric Pflimlin, Switzerland](#)
[Benedetta Colombo, Italy](#)

15:10 - 15:30
Burnout syndrome in professionals of the Digestive endoscopy service
[Alejandro Toledo Soriano, Spain](#)

ESGENA Nurse Programme

14:00 - 15:30 ESGE Hands-on
Hands-on Training 4

ESGENA Nurse Programme

16:00 - 17:30 B2
Session 7: Education (including free paper & poster award)
 Chairs: [Marjon De Pater-Godhelp, Netherlands](#)
[Alejandro Toledo Soriano, Spain](#)

16:00 - 16:30
Bridging Clinical Nurses between European Policy: ‘The white uniform nurse in the three-piece suit environment’
[Ber Oomen, Netherlands](#)

16:30 - 16:50
Education in Endoscopy – achievement, limitation and improvements in the last 20 years
[Ulrike Beilenhoff, Germany](#)

16:50 - 17:10
Nurse endoscopist – 20 years experience of nurse endoscopy in the UK – making a difference
[Irene Dunkley, United Kingdom](#)

17:10 - 17:25
Best Free Paper and Best Poster Awards

17:25 - 17:30
Invitation to Amsterdam 2020
[Anita Boersen, Netherlands](#)

ESGENA Nurse Programme

16:00 - 17:30 ESGE Hands-on
Hands-on Training 5

Scientific Programme by Day

Monday, October 21, 2019

Opening Session

08:00 – 10:00 Hall 6

Opening Session: Part I

Chairs: Herbert Tilg, Austria
Paul Fockens, Netherlands

08:00 – 08:05 IP120

Words of welcome

Herbert Tilg, Austria

08:05 – 08:25 IP121

Hepatocellular carcinoma: From orphan disease to trendy topic

Jordi Bruix, Spain

08:25 – 08:37 OP001

TOP-DOWN INFliximab SUPERIOR TO STEP-UP IN CHILDREN WITH MODERATE-TO-SEVERE CROHN'S DISEASE - A MULTICENTER RANDOMIZED CONTROLLED TRIAL ✦

Jongsma M.M.E.¹, Cozijnsen M.¹, van Pieterse M.¹, de Meij T.², Norbuis O.³, Groeneweg M.⁴, Wolters V.⁵, Wering H.⁶, Hojsak I.⁷, Kolho K.-L.⁸, Hummel T.⁹, Stapelbroek J.¹⁰, van der Feen C.¹¹, Van Rheenen P.¹², Wijk M.², Teklenburg-Roord S.³, Escher J.C.¹, Samsom J.¹³, de Ridder L.¹

08:37 – 08:57 IP122

Paradigm shift in polypectomy: Be cool!

Michael John Bourke, Australia

08:57 – 09:12 IP123

UEG Research Prize 2019: The gut virome as a trigger for IBD: from metagenomics to pathogenesis

Silvio Danese, Italy

09:12 – 09:22 IP124

Presidential address

Paul Fockens, Netherlands

09:22 – 09:34 OP002

DEFINING THE CLONAL ORIGIN, EXPANSION RATE AND CLONAL DIVERSITY OF INTESTINAL METAPLASIA IN THE HELICOBACTER-INFECTED HUMAN STOMACH ✦ ✦

Waddingham W.^{1,2}, Cross W.³, Curtius K.³, Metcalf G.³, Mohammadi B.⁴, Jenkinson A.⁴, Dawas K.⁴, Graham D.², Banks M.², Sekine S.⁵, Jansen M.⁶

09:34 – 09:39 IP125

Laudation UEG Lifetime Achievement Awardee

Julia Mayerle, Germany

09:39 – 09:44 IP126

UEG Lifetime Achievement Award 2019

Peter Malfertheiner, Germany

Tandem Talks

09:44 – 09:54 IP127

Manipulation of the gut microbiota to affect multiresistant bacteria 📺

Eric G. Pamer, United States
Dirk Haller, Germany

Young GI Activity

10:00 – 10:30 Young GI Lounge

Mentoring Programme

Chairs: Matthieu Allez, France Audience Voting Case-Based Live Stream Question & Answer Recorded Session
Daniel Blero, Belgium Debate Tandem Talk ✦ National Scholar ✦ Top Abstract Prize ✦ Rising Star
Evelien Dekker, Netherlands
Juan Enrique Dominguez-Munoz, Spain
Monika Ferlitsch, Austria
James Lindsay, United KingdomRui Tato Marinho, Portugal
Iris D. Nagtegaal, Netherlands
Jaroslaw Regula, Poland
Harry Sokol, France
Radu Tutuian, Switzerland

Opening Session

10:30 – 12:00 Hall 6

Opening Session: Part II

Chairs: Herbert Tilg, Austria
Axel Dignass, Germany

10:30 – 10:50 IP129

What's new in Gastroenterology in 2019?

Emad El-Omar, Australia

10:50 – 11:02 OP003

THE NEUROPEPTIDE RECEPTOR ACTIVITY MODIFYING PROTEIN (RAMP)1 PROMOTES LIVER REGENERATION BY REGULATING YES-ASSOCIATED PROTEIN (YAP) ACTIVITY DURING ACUTE OR CHRONIC LIVER INJURY ✦ ✦

Wang Y.¹, Laschinger M.¹, Holzmann G.¹, Wang B.², Stöß C.³, Lu M.¹, Brugger M.⁴, Knolle P.⁴, Schulze S.², Steiger K.⁵, Altmayr F.¹, Friess H.⁶, Hartmann D.², Hüser N.¹, Holzmann B.¹

11:02 – 11:07 IP130

UEG Journal Best Paper Award 2019

Liat Gutin, United States

11:07 – 11:27 IP131

What's new in Endoscopy in 2019?

Maria Pellisé Urquiza, Spain

11:27 – 11:39 OP004

EFFECTS OF FAECAL MICROBIOTA TRANSPLANTATION IN PATIENTS WITH IRRITABLE BOWEL SYNDROME (IBS): A RANDOMISED, DOUBLE-BLIND PLACEBO-CONTROLLED STUDY ✦

El-Salhy M.¹, Hatlebakk J.G.², Gilja O.H.³, Kristoffersen A.⁴, Hausken T.⁵

11:39 – 11:59 IP132

What's new in Hepatology in 2019?

Thomas Berg, Germany

Today's Science, Tomorrow's Medicine

10:30 – 12:00 A1

Gut microbiome: Factors that matter

Chairs: Patrizia Katharina Kump, Austria
Eric G. Pamer, United States

10:30 – 10:45 IP133

Development of normal gut microbiome: Late consequences of early incidents

Georgina L. Hold, Australia

10:45 – 10:52

Q&A

10:52 – 11:07 IP134

Geographic and ethnicity effects on microbiome

Stijn Meijnikman, Netherlands

11:07 - 11:14

Q&A

11:14 - 11:29

IP135

The role of diet and medication

Ian Jeffery, Ireland

11:29 - 11:36

Q&A

11:36 - 11:51

IP136

Microbiome and weight regulation

Remy Burcelin, France

11:51 - 11:58

Q&A

Abstract-based Session

10:30 - 12:00

A2

IBD: New drugs, new risksChairs: Peter Irving, United Kingdom
Piotr Eder, Poland

10:30 - 10:42

IP137

State-of-the-art introduction

Peter Irving, United Kingdom

10:42 - 10:54

OP005

REAL-WORLD SAFETY OF VEDOLIZUMAB AND ANTI-TNF THERAPIES IN BIOLOGIC-NAÏVE ULCERATIVE COLITIS AND CROHN'S DISEASE PATIENTS: RESULTS FROM THE EVOLVE STUDYYarur A.¹, Mantzaris G.J.², Kopylov U.³, Bassel M.⁴, Brett N.⁴, Lissos T.⁵, Lopez C.⁵, Natsios A.⁶, Kifnidi C.⁶, Saha S.⁷, Demuth D.⁸, Patel H.⁹, Bressler B.¹⁰

10:54 - 11:06

OP006

AN UPDATE ON THE ANALYSIS OF NON-MELANOMA SKIN CANCER IN THE TOFACITINIB ULCERATIVE COLITIS PROGRAMMESands B.E.¹, Long M.D.², Baidoo L.³, Reinisch W.⁴, Panés J.⁵, Soonasra A.⁶, Pedersen R.D.⁶, Lawendy N.⁶, Chan G.⁶

11:06 - 11:18

OP007

TOFACITINIB FOR THE TREATMENT OF ULCERATIVE COLITIS: ANALYSIS OF INFECTION RATES IN THE TOFACITINIB ULCERATIVE COLITIS CLINICAL PROGRAMMEWinthrop K.L.¹, Loftus Jr. E.V.², Baumgart D.C.³, Salese L.⁴, Thorpe A.J.⁴, Lawendy N.⁴, Chan G.⁴, Pedersen R.D.⁴, Reinisch W.⁵

11:18 - 11:30

OP008

HIGH SEROCONVERSION RATE TO TRIVALENT INFLUENZA VACCINE DURING USTEKINUMAB TREATMENT IN CROHN'S DISEASE: RESULTS FROM A PROSPECTIVE COHORT STUDYGoetgebuer R.¹, Doornekamp L.², Fuhler G.M.¹, Peppelenbosch M.P.¹, van der Woude C.J.¹, van Gorp E.C.M.^{2,3}, de Vries A.C.¹

11:30 - 11:42

OP009

RISK OF IMMUNOMEDIATED ADVERSE EVENTS OR SECONDARY LOSS OF RESPONSE TO INFLIXIMAB IN ELDERLY PATIENTS WITH INFLAMMATORY BOWEL DISEASE. A COHORT STUDY OF THE ENEIDA REGISTRYCalafat Sard M.¹, Mañosa M.^{2,3}, Ricart E.^{3,4}, Nos Mateu P.^{3,5}, Iglesias E.⁶, Vera I.⁷, López-San Roman A.⁸, Guardiola J.⁹, Taxonera C.¹⁰, Mínguez M.¹¹, Martín-Arranz M.¹², De Castro L.¹³, Riestra S.¹⁴, Rivero M.¹⁵, García-Planella E.¹⁶, Calvet X.^{3,17}, García-López S.¹⁸, Andreu M.¹⁹, Gomollon Garcia F.^{3,20}, Barrio Andrés J.²¹, Esteve Comas M.^{3,22}, Rodríguez A.²³, P. Gisbert J.^{3,24}, Gutiérrez A.²⁵, Hinojosa J.²⁶, Argüelles F.²⁷, Busquets Casals D.²⁸, Bujanda L.²⁹, Pérez J.L.³⁰, Sicičia Aladrén B.³¹, Merino O.³², Martínez Montiel M.P.³³, Bermejo F.³⁴, Lorente Poyatos R.³⁵, Cañete F.^{2,3}, Domènech E.^{2,3}

11:42 - 11:54

OP010

NO SEVERE NEONATAL AND MATERNAL COMPLICATIONS IN FEMALE PATIENTS WITH INFLAMMATORY BOWEL DISEASES TREATED WITH USTEKINUMAB OR VEDOLIZUMAB DURING PREGNANCYWils P.¹, Seksik P.², Stefanescu C.³, Nancey S.⁴, Allez M.⁵, Laharie D.⁶, Pineton de Chambrun G.⁷, Altwegg R.⁸, Gilletta De Saint Joseph C.⁹, Vuitton L.¹⁰, Viennot S.¹¹, Serrero M.¹², Fumery M.¹³, Savoye G.¹⁴, Collins M.¹⁵, Brixi H.¹⁶, Bouguen G.¹⁷, Tavernier N.¹⁸, Boualit M.¹⁹, Amiot A.²⁰, Pariente B.²¹**Symposium**

10:30 - 12:00

A3

Therapeutic nutrition in IBDChairs: Dirk Haller, Germany
Kaija-Leena Kolho, Finland

10:30 - 10:45

IP138

Tryptophan metabolism as a novel target in IBD

Stefan Schreiber, Germany

10:45 - 10:52

Q&A

10:52 - 11:07

IP139

Novel luminal therapeutic strategies: Enteral nutrition in IBD

Tamar Pfeffer Gik, Israel

11:07 - 11:14

Q&A

Debate

11:14 - 11:22

IP140

Partial enteral nutrition

Rotem Sigall Boneh, Israel

11:22 - 11:30

IP141

Exclusive enteral nutrition

Simon Gabe, United Kingdom

11:30 - 11:36

Q&A

11:36 - 11:48

OP011

HIGH PHENOLIC ACID INTAKE IS A PROTECTIVE FACTOR FROM COLORECTAL ADENOMAS AMONG EVER-SMOKERS ✨Fliss Isakov N.¹, Grosso G.², Salomone F.², Godos J.³, Shibolet O.⁴, Kariv R.⁵, Zelber-Sagi S.⁶

11:48 - 12:00 OP012
SHIFTS IN BACTERIAL COMMUNITY FUNCTION ARE ASSOCIATED WITH SHORT CHAIN FATTY ACID PATHWAYS DURING NUTRITIONAL THERAPY IN PEDIATRIC CROHN'S DISEASE PATIENTS
 Dunn K.¹, Bielawski J.², Bjorndahl P.², Sigall Boneh R.³, Shamir R.⁴, Wine E.⁵, Levine A.⁶, [Van Limbergen J.](#)^{7,8}

Abstract-based Session

10:30 - 12:00 B2
Modern management of oesophageal dysmotility: Can we do better?
 Chairs: Chloé Melchior, France
 Edoardo Vincenzo Savarino, Italy

10:30 - 10:42 IP142
State-of-the-art introduction
 Edoardo Vincenzo Savarino, Italy

10:42 - 10:54 OP013
FUNCTIONAL LUMEN IMAGING PROBE TOPOGRAPHY (FLIP) AS A SCREENING TOOL FOR ESOPHAGEAL DYSMOTILITY: COMPARISON TO HIGH-RESOLUTION MANOMETRY (HRM) IN PATIENTS WITH ESOPHAGEAL SYMPTOMS
[Valdovinos Garcia L.R.](#)^{1,2}, Horsley-Silva J.L.¹, Crowell M.D.³, Vela M.F.⁴

10:54 - 11:06 OP014
INEFFECTIVE ESOPHAGEAL MOTILITY WITH CONTRACTION RESERVE ON ESOPHAGEAL HIGH RESOLUTION MANOMETRY (HRM) IS ASSOCIATED WITH LOWER ACID EXPOSURE TIMES COMPARED TO ABSENT CONTRACTION RESERVE
[Quader F.](#)¹, Rogers B.¹, Sievers T.², Mumtaz S.³, Lee M.⁴, Lu T.⁵, Gyawali C.P.¹

11:06 - 11:18 OP015
CODEINE INDUCES INCREASED RESISTANCE AT THE OESOPHAGO-GASTRIC JUNCTION IN HEALTHY VOLUNTEERS: A RANDOMIZED, DOUBLE-BLIND, PLACEBO-CONTROLLED, Crossover TRIAL ✦
[Geeraerts A.](#)¹, Geysen H.¹, Ballet L.¹, Hofmans C.¹, Omari T.², Manolakis A.³, Rommel N.⁴, Vanuytsel T.⁵, Tack J.⁶, Pauwels A.¹

11:18 - 11:30 OP016
EVALUATION OF THE HEIGHT OF THE WATER COLUMN RETAINED AFTER A RAPID DRINK CHALLENGE TEST (RDC) USING HIGH RESOLUTION IMPEDANCE MANOMETRY (HRIM) IN PATIENTS WITH ACHALASIA TREATED WITH PERORAL ENDOSCOPIC MYOTOMY (POEM)
[Marin Fernandez I.](#)¹, Guarner-Argente C.², Rodriguez M.³, Benslaïman B.³, Serra J.⁴

11:30 - 11:42 OP017
A RANDOMIZED CLINICAL TRIAL ON THE THERAPEUTIC EFFECT OF TRPA1 AND TRPM8 AGONISTS ON THE SWALLOWING FUNCTION OF PATIENTS WITH OROPHARYNGEAL DYSPHAGIA
[Tomsen N.](#)^{1,2}, Alvarez-Berdugo D.^{1,2}, Rofes L.^{1,2}, Arreola V.², Nascimento W.², Martin A.², Ortega O.^{1,2}, Cabib C.², Bolivar Prados M.², Mundet L.², Legrand C.³, Clavé P.^{1,2}, Michlig S.³

Abstract-based Session

10:30 - 12:00 B3
IBD: Basic science I
 Chairs: Jesus Cosin-Roger, Spain
 Radislav Nakov, Bulgaria

10:30 - 10:42 IP143
State-of-the-art introduction
 Radislav Nakov, Bulgaria

10:42 - 10:54 OP019
TLR4-INDUCED DYSBIOSIS PROMOTES AN EXPANSION OF PROTEOBACTERIA THAT INCREASES SUSCEPTIBILITY TO TUMORIGENESIS
[Burgueno J.](#)¹, Fritsch J.¹, Santander A.M.¹, Maruthamutu M.¹, Brito N.¹, Fernandez I.¹, Pignac-Kobinger J.¹, Conner G.E.², Abreu M.T.³

10:54 - 11:06 OP020
MYELOID CALCINEURIN IN THE CONTROL OF IMMUNE CHECKPOINT INHIBITION IN INTESTINAL TUMOR DEVELOPMENT
[Peuker K.](#)¹, Strigli A.¹, Tauriello D.², Južnič L.¹, Brosch M.^{1,3}, Röcken C.⁴, Hampe J.^{1,3}, Schafmayer C.⁵, Batlle E.², Zeissig S.^{1,3}

11:06 - 11:18 OP021
SUPPLEMENTATION WITH BUTYRATE PRODUCING BACTERIA REDUCES TUMOR LOAD IN A MOUSE MODEL OF COLORECTAL CANCER
[Montalban-Arques A.](#)¹, Olivares-Rivas I.¹, Katkeviciute E.¹, Atrott K.¹, Busenhardt P.¹, Schwarzfischer M.¹, Baebler K.¹, Hering L.¹, Leventhal G.E.², De Wouters T.³, Scharl M.¹, Spalinger M.R.¹

11:18 - 11:30 OP022
HIGH-THROUGHPUT PHENOTYPIC SCREENING OF COLON CANCER STEM CELL INHIBITORS USING TUMOURSFERES
[Afonso M.B.](#)¹, Marques V.¹, Pereira D.M.¹, Frizzo C.P.², Marques M.M.B.³, Pinho e Melo T.M.V.D.⁴, Pedrosa R.⁵, Salmain M.⁶, Jaouen G.^{6,7}, Pigeon P.^{6,7}, Ferreira M.J.U.¹, Moreira R.¹, Afonso C.A.M.¹, Rodrigues C.M.P.¹

11:30 - 11:42 OP023
XBP1 COORDINATES DNA DAMAGE INDUCED STEM CELL REPRESSION IN THE INTESTINAL EPITHELIUM VIA DDIT4L-DEPENDENT MTOR INHIBITION
[Welz L.](#)¹, Ito G.¹, Kakavand N.¹, Wottawa F.¹, Tran F.^{1,2}, Lipinski S.¹, Knight J.³, Sansom O.³, Kaser A.⁴, Blumberg R.⁵, Schreiber S.^{1,2}, Aden K.^{1,2}, Rosenstiel P.¹

11:42 - 11:54 OP024
STEM CELL DERIVED INTESTINAL ORGANOID AS AN ADVANCED SCREENING PLATFORM FOR POTENTIAL CLOSTRIDIUM DIFFICILE TOXIN INHIBITORS
[Müller M.](#)¹, Hohwieler M.², Barth H.³, Haegele M.⁴, Ernst K.³, Kleger A.⁵

Abstract-based Session

10:30 - 12:00 B5
Basic science: Neurogastroenterology
 Chairs: Ihsan Ekin Demir, Germany
 Nathalie Vergnolle, France

10:30 - 10:42

IP144

State-of-the-art introduction

Ihsan Ekin Demir, Germany

10:42 - 10:54

OP025

RECTAL COMPLIANCE IS AFFECTED BY ENTERIC NERVOUS SYSTEM AND INTERSTITIAL CELLS OF CAJAL IN MURINE SMOOTH MUSCLERyoo S.-B.^{1,2}, Hee Man K.^{2,3}, Sung T.S.², Lee J.², Koh S.D.²

10:54 - 11:06

OP026

EVALUATION OF PLASMA M2-PYRUVATE KINASE IN DIFFERENTIATION BETWEEN FUNCTIONAL AND ORGANIC COLONIC DISORDERSYousry M., Wahib A.A., Seif El-Nasr M.S., Eltiby D.M., Soliman G.M.M.

11:06 - 11:18

OP027

A NEW ACCURATE TEST BASED ON FAECAL MICROBIOTA TO POSITIVELY DIAGNOSE IRRITABLE BOWEL SYNDROMEAmoedo J.^{1,2}, Ramió-Pujol S.¹, Bahí A.³, Torrealba L.⁴, Ibáñez-Sanz G.⁵, Marin I.⁶, Torres P.⁶, Miquel-Cusachs J.O.⁴, Busquets D.⁴, Serra-Pagès M.¹, Sàbat M.⁷, Serra J.⁶, Domènech E.⁶, Guardiola J.⁵, Mearin F.⁸, García-Gil J.^{1,2}, Aldeguer X.^{1,3,4}

11:18 - 11:30

OP028

DELETION OF DELTA OPIOID RECEPTORS ON NOCICEPTIVE SENSORY NEURONS ABOLISHES T CELL-MEDIATED ANALGESIA WITHOUT ALTERING INTESTINAL INFLAMMATION IN MICEMas-Orea X.¹, Blanpied C.¹, Gaveriaux-Ruff C.², Cenac N.¹, Dietrich G.¹

11:30 - 11:42

OP029

INTESTINAL MICROBIOTA AS A MEDIATOR OF LUMINAL PROTEOLYTIC ACTIVITY AND ALTERED INTESTINAL PERMEABILITY IN CAMPYLOBACTER JEJUNI POST INFECTION IRRITABLE BOWEL SYNDROMEEdwinson A.¹, Peters S.¹, Chen J.², Jeraldo P.³, Pamarthy R.¹, Kashyap P.¹, Farrugia G.¹, Grover M.¹

11:42 - 11:54

OP030

CIPROFLOXACIN TREATMENT AFFECTS THE STRUCTURE AND ACTIVITY OF ENTERIC NERVOUS SYSTEM IN MOUSE SMALL INTESTINECaputi V.^{1,2}, Marsilio I.¹, Cerantola S.¹, Renzulli C.³, Calanni F.³, Viscomi G.C.³, De Martin S.¹, Giron M.C.¹

Symposium

10:30 - 12:00

C1

Viral hepatitisChairs: Jean Charles Nault, France
Georgios Papatheodoridis, Greece

10:30 - 10:45

IP145

Guidelines for the management of HBV and HDV infection

Fabien Zoulim, France

10:45 - 10:52

Q&A

10:52 - 11:07

IP146

Beyond treatment guidelines for HBV and HDV

Maria Buti, Spain

11:07 - 11:14

Q&A

11:14 - 11:29

IP147

HCV: Current Treatment options

Alessio Aghemo, Italy

11:29 - 11:36

Q&A

Debate

11:36 - 11:44

IP148

Direct acting antivirals and HCC: The risk is real!

Maria Reig, Spain

11:44 - 11:52

IP149

Direct acting antivirals and HCC: There is no risk!

Heiner Wedemeyer, Germany

11:52 - 11:58

Q&A

Symposium

10:30 - 12:00

C2

Hot topics from Latin AmericaChairs: Paul Fockens, Netherlands
Eduardo Alfredo Gutiérrez Galiana, Uruguay

10:30 - 10:52

IP150

Evolving paradigms in the diagnosis and follow-up of adult patients with coeliac disease

Julio Bai, Argentina

10:52 - 11:14

IP151

Psychoneuroimmunoendocrinology (PNIE) and digestive system: An evidence based approach

Javier San Martin, Uruguay

11:14 - 11:26

OP031

A COMPARATIVE ANALYSIS OF DIGITAL CHOLANGIOSCOPY AND PROBE-BASED CONFOCAL LASER ENDOMICROSCOPY FOR THE MALIGNANCY DETECTION IN BILE DUCT LESIONSRobles-Medranda C., Oleas R., Olmos J., Alcivar-Vasquez J., Puga-Tejada M., Baquerizo-Burgos J., Pitanga-Lukashok H.

11:26 - 11:38

OP032

WHOLE TRANSCRIPTIONAL ANALYSIS IDENTIFIES THE MESENTERIC ADIPOSE TISSUE OF CROHN'S DISEASE PATIENTS AS SITES OF T- AND B-CELL ACTIVATIONSilva F.A.R.¹, Pascoal L.B.¹, Dotti I.², Ayrizono M.L.S.¹, Aguilar D.², Rodrigues B.L.¹, Milanski M.³, Velloso L.A.⁴, Fagundes J.J.¹, Salas A.², Leal R.F.¹

11:38 - 12:00

IP152

Gastric cancer: An unsolved debt

Robinson Gonzalez Donoso, Chile

Symposium

10:30 - 12:00

C3

Gastric intestinal metaplasia: The premalignant stomachChairs: Fatima Carneiro, Portugal
Krish Ragnunath, United Kingdom

10:30 - 10:45 IP153

Prevalence and significance

Manon C.W. Spaander, Netherlands

10:45 - 10:52

Q&A**Tandem Talks**

10:52 - 11:00 IP154

Endoscopic detection of intestinal metaplasia 

Pedro Pimentel Nunes, Portugal

11:00 - 11:08 IP155

Pathology assessment of intestinal metaplasia 

Cord Langner, Austria

11:08 - 11:14

Q&A

11:14 - 11:29 IP156

Understanding of SPEM and its role in gastric carcinogenesis

Marnix Jansen, United Kingdom

11:29 - 11:36

Q&A

11:36 - 11:48 OP033

RISK FACTORS FOR THE PROGRESSION OF GASTRIC INTESTINAL METAPLASIA IN A LOW RISK POPULATION: A MULTICENTER, PROSPECTIVE, COHORT STUDY

Nieuwenburg S.A.V.¹, Mommersteeg M.C.¹, Eikenboom E.¹, Yu B.¹, Tang T.J.², Anten M.P.³, Prytz-Berset I.⁴, Witteman E.M.⁵, Ter Borg F.⁶, Hartog G.D.⁷, Bruno M.J.¹, Fuhler G.M.¹, Peppelenbosch M.P.¹, Doukas M.⁸, Kuipers E.J.¹, Spaander M.C.W.¹

11:48 - 12:00 OP034

EVOLUTION OF GASTRIC PRECANCEROUS LESIONS: A LONG TERM FOLLOW-UP SINGLE CENTER STUDY IN FRANCE

Chapelle N.¹, Péron M.², Quénéhervé L.³, Bourget A.⁴, Cauchin E.⁵, Touchefeu Y.⁶, Mosnier J.-F.⁷, Matysiak Budnik T.⁸

Young GI Activity

10:30 - 12:00

E1

How to submit a good paper

Chairs: Joost P.H. Drenth, Netherlands
Iago Rodríguez-Lago, Spain



10:30 - 10:52 IP157

How to write a good research abstract

Luigi Ricciardiello, Italy

10:52 - 11:14 IP158

Evidence Based Medicine: What can it do for you?

Alexander Charles Ford, United Kingdom

11:14 - 11:36 IP159

How to choose a journal for your paper

C. Janneke van der Woude, Netherlands

11:36 - 11:58 IP160

How to write a good discussion

Jan Tack, Belgium

Translational / Basic Science

10:30 - 12:00

E2

Enterochromaffin cells in health and disease

Chairs: Michael D. Gershon, United States
Premysl Bercik, Canada



10:30 - 10:45 IP161

Epithelial differentiation

Timon Adolph, Austria

10:45 - 10:52

Q&A

10:52 - 11:07 IP162

EC cells as mechanosensors

Arthur Beyder, United States

11:07 - 11:14

Q&A

11:14 - 11:29 IP163

EC cells as chemosensors

Inge Depoortere, Belgium

11:29 - 11:36

Q&A

11:36 - 11:51 IP164

EC cells and potential role in intestinal disorders

Robin Spiller, United Kingdom

11:51 - 11:58

Q&A**Symposium**

10:30 - 12:00

F1

European-Japanese perspectives: Leading-edge trend for endoscopic diagnosis

Chairs: Mario Dinis-Ribeiro, Portugal
Haruhiro Inoue, Japan

10:30 - 10:45 IP165

Global trends on endoscopic diagnosis of upper GI cancer

Mitsuhiro Fujishiro, Japan

10:45 - 11:00 IP166

The future perspective of endocytoscopy and AI assisted endoscopy

Masashi Misawa, Japan

11:00 - 11:15 IP167

IEE-JNET

Yutaka Saito, Japan

11:15 - 11:30 IP168

Current role of endoscopic diagnosis in IBD

Cristian Gheorghe, Romania

11:30 - 11:45 IP169

Management of early lesions in ulcerative colitis

Pradeep Bhandari, United Kingdom

11:45 - 12:00 IP170

The future of endoscopy in IBD

Helmut Neumann, Germany

Symposium

10:30 - 12:00 F2
The endocrine-exocrine interaction in pancreatitis
 Chairs: Ali Alexander Aghdassi, Germany
 Peter Hegyi, Hungary



10:30 - 10:45 IP171

The endocrine-exocrine cross-talk
 Jason Bruce, United Kingdom

10:45 - 10:52
Q&A

10:52 - 11:07 IP172
Diabetes and acute pancreatitis: Pre-existing co-morbidity and complication
 László Czakó, Hungary

11:07 - 11:14
Q&A

11:14 - 11:29 IP173
Synchronised treatment of exocrine and endocrine insufficiency
 Jutta Keller, Germany

11:29 - 11:36
Q&A

11:36 - 11:51 IP174
The diabetologist's point of view on optimal treatment of pancreatic diabetes
 Nils Ewald, Germany

11:51 - 11:58
Q&A

Symposium

10:30 - 12:00 F3
Clinical update on H.pylori management
 Chairs: John Atherton, United Kingdom
 Antonio Gasbarrini, Italy



10:30 - 10:45 IP175
Common mistakes in the management of HP
 Javier Gisbert, Spain

10:45 - 10:52
Q&A

Tandem Talks

10:52 - 11:00 IP176
What is new in treatment
 Colm O'Morain, Ireland

11:00 - 11:08 IP177
What is new in paediatric treatment
 Sibylle Koletzko, Germany

11:08 - 11:12
Q&A

11:12 - 11:27 IP178
Search and treat - the current evidence from population-based studies
 Marcis Leja, Latvia

11:27 - 11:34
Q&A

11:34 - 11:46 OP035
EUROPEAN SURVEY OF HELICOBACTER PYLORI PRIMARY RESISTANCE TO ANTIBIOTICS - EVOLUTION OVER THE LAST 20 YEARS
 Megraud F.¹, Huang D.², Hoebeke M.², Alix C.³, Benejat L.³, Lehours P.⁴, Glupczynski Y.⁵, and The H. pylori AST working group

11:46 - 11:58 OP036
PAN-EUROPEAN REGISTRY ON H. PYLORI MANAGEMENT (HP-EUREG): EXPERIENCE WITH SINGLE CAPSULE BISMUTH QUADRUPLE THERAPY IN 2,326 PATIENTS
 Perez Nyssen O.¹, McNicholl A.G.², Perez Aisa M.&.³, Vaira B.⁴, Caldas Alvarez M.⁵, Bujanda Fernández de Piérola L.⁶, Castro Fernandez M.⁷, Gasbarrini A.⁸, Machado J.C.L.⁹, Venerito M.¹⁰, Molina Infante J.¹¹, Fiorini G.¹², Donday M.G.¹³, Ramas M.¹³, Megraud F.¹⁴, O'Morain C.¹⁵, Gisbert J.^{16,17}, Hp-EuReg Investigators, European Helicobacter and Microbiota Study Group, AEG-REDCap

Abstract-based Session

10:30 - 12:00 Barcelona
Pancreatic neoplasms: Improving diagnosis and outcomes
 Chairs: Georg Beyer, Germany
 Elisabetta Buscarini, Italy

10:30 - 10:42 IP179
State-of-the-art introduction
 Georg Beyer, Germany

10:42 - 10:54 OP037
ROBOTIC PANCREATODUODENECTOMY IN THE NETHERLANDS: A MULTICENTER ANALYSIS OF THE FIRST 100 PROCEDURES
 Nota C.¹, Hagendoorn J.¹, Zwart M.², Borel Rinkes I.¹, Coene P.-P.³, van der Harst E.³, te Riele W.⁴, Tran K.⁵, van Santvoort H.C.⁴, Groot Koerkamp B.⁵, Molenaar Q.¹

10:54 - 11:06 OP038
NATIONWIDE PRACTICE AND OUTCOME OF PREOPERATIVE BILIARY DRAINAGE USING METAL OR PLASTIC STENTS IN PATIENTS WITH PANCREATIC DUCTAL ADENOCARCINOMA
 Latenstein A.¹, Mackay T.², van Huijgevoort N.³, Bonsing B.A.⁴, Bruno M.⁵, Verdonk R.C.⁶, Besselink M.G.H.⁷, van Hooft J.E.⁸, Dutch Pancreatic Cancer Group

11:06 - 11:18 OP039
MULTICENTER RANDOMIZED CONTROLLED TRIAL (RCT) COMPARING THE HISTOLOGICAL MATERIAL QUANTITY OBTAINED BY ENDOSCOPIC ULTRASOUND FINE NEEDLE BIOPSY (EUS-FNB) OF PANCREATIC MASSES WITH TWO "BIOPSY" NEEDLES: THE 20-GAUGE PROCORE® (COOK) AND THE 22-GAUGE ACQUIRE® (BOSTON SCIENTIFIC)
 Karsenti D.¹, Palazzo L.², Perrot B.³, Zago J.⁴, Lemaistre A.I.⁵, Cros J.⁶, Napoléon B.⁷

11:18 - 11:30 OP040
IMMEDIATE ON-SITE DIAGNOSIS OF MUCINOUS PANCREATIC LESIONS BY GLUCOMETRIC ANALYSIS OF CYSTIC FLUID OBTAINED BY ENDOSCOPIC ULTRASOUND-GUIDED FINE NEEDLE ASPIRATION (EUS-FNA)
 Lariño-Noia J.^{1,2}, de la Iglesia-Garcia D.^{1,2}, Mejuto-Fernandez R.^{1,2}, Iglesias-Garcia J.^{1,2}, Dominguez-Muñoz J.E.^{1,2}

11:30 - 11:42 OP041
A RANDOMIZED CONTROLLED TRIAL ON THE CONTRAST ENHANCED GUIDED EUS-FNA AGAINST STANDARD EUS-FNA IN DIAGNOSING THE SOLID PANCREATIC LESIONS
 Seicean A.¹, Samarghitan A.², Bolboaca S.³, Pojoga C.⁴, Rusu I.⁴, Sparchez Z.A.⁵, Al Hajjar N.⁶, Seicean R.⁷

11:42 - 11:54 OP042
LIVING ON THE EDGE: LONG-TERM COMPLICATIONS, AND IMPLICATIONS FOLLOWING EUS-DIRECTED TRANSGASTRIC ERCP (EDGE): A MULTICENTER STUDY
 Runge T.¹, Kowalski T.E.², Baron T.H.³, Chiang A.^{2,4}, James T.⁵, Nieto J.⁶, Khara H.⁷, Kumar V.⁷, Irani S.⁸, Nasr J.⁹, Krafft M.⁹, Law R.¹⁰, Chahal P.¹¹, Stevens T.¹¹, Khashab M.A.¹²

Abstracts on Fire

10:30 - 12:00 Hotspot
Endoscopy: The heat in diagnosis and therapy
 Chairs: Ian Jenkins, United Kingdom
 Marcus Hollenbach, Germany

10:30 - 10:40 OP043
LONG-TERM OUTCOMES AFTER ENDOSCOPIC TREATMENT FOR BARRETT'S NEOPLASIA IN 641 PATIENTS IN A CENTRALIZED CARE SETTING IN THE NETHERLANDS: RECURRENT NEOPLASIA IS RARE AND NEOSQUAMOUS BIOPSIES DO NOT CONTRIBUTE TO ITS DETECTION
 van Munster S.¹, Nieuwenhuis E.¹, Weusten B.L.A.M.^{2,3}, Alvarez Herrero L.², Bogte A.³, Alkhalaf A.⁴, Schenk B.E.⁴, Schoon E.J.⁵, Curvers W.⁵, Koch A.D.⁶, van de Ven S.⁶, Nagengast W.B.⁷, Peters F.⁷, Houben M.⁸, Pouw R.¹, Bergman J.¹

10:40 - 10:50 OP044
CONVENTIONAL VERSUS TRACTION-ASSISTED ENDOSCOPIC SUBMUCOSAL DISSECTION FOR LARGE-SIZE ESOPHAGEAL CANCERS: A MULTICENTER, RANDOMIZED CONTROLLED TRIAL
 Nonaka S.¹, Yoshida M.², Takizawa K.², Shichijo S.³, Suzuki S.⁴, Sato C.⁵, Komori H.⁶, Minagawa T.⁷, Oda I.¹, Uedo N.³, Hirasawa K.⁵, Matsumoto K.⁶, Sumiyoshi T.⁷, Mori K.⁸, Gotoda T.⁴, Ono H.²

10:50 - 11:00 OP045
LINKED COLOR IMAGING FOR THE DETECTION OF GASTRIC NEOPLASM IN HIGH RISK PATIENTS: A PROSPECTIVE MULTICENTER RANDOMIZED CONTROLLED TRIAL (LCI-FIND TRIAL)
 Kitamura S.¹, Kato M.², Kawada K.³, Takehara M.¹, Kagemoto K.¹, Nakamura F.¹, Wada H.¹, Muguruma N.¹, Dohi O.⁴, Ono S.⁵, Ishikawa H.⁶, Takayama T.¹

11:00 - 11:10 OP046
EFFICACY OF POLYGLYCOLIC ACID SHEETING WITH FIBRIN GLUE FOR THE TREATMENT OF PERFORATIONS RELATED TO GASTROINTESTINAL ENDOSCOPIC PROCEDURES: A MULTICENTER RETROSPECTIVE STUDY AMONG THE PGA STUDY GROUP
 Tsuji Y.¹, Takimoto K.², Matsuura N.³, Takizawa K.⁴, Morita Y.⁵, Takeuchi Y.³, Nagami Y.⁶, Hirasawa K.⁷, Araki H.⁸, Yamaguchi N.⁹, Aoyagi H.¹⁰, Matsuhashi T.¹¹, Iizuka T.¹², Saegusa H.¹³, Yamazaki K.¹⁴, Hori S.¹⁵, Mannami T.^{16,17}, Hanaoka N.^{18,19}, Mori H.²⁰, Ono H.⁴, PGA Study Group

11:10 - 11:20 OP047
ENDOSCOPIC SUBMUCOSAL DISSECTION VS ENDOSCOPIC MUCOSAL RESECTION FOR TREATMENT OF BARRETT'S RELATED SUPERFICIAL ESOPHAGEAL NEOPLASIA: MULTICENTER RETROSPECTIVE STUDY IN THE WEST
 Mejia Perez L.K.¹, Alaber O.², Salmaan O.³, Chua T.⁴, Mehta N.⁵, Kudravalli P.⁶, Pourmousavi Khoshknab M.⁷, Vargo J.J.⁸, Jang S.⁹, Dumot J.², Aihara H.¹⁰, Gabr M.⁶, Ngamruengphong S.¹¹, Fukami N.⁴, Draganov P.V.¹², Chak A.², Bhatt A.⁸

11:20 - 11:30 OP048
CLINICAL CHARACTERISTICS AND RISK FACTORS OF UPPER GASTROINTESTINAL CANCERS MISSED DURING ENDOSCOPY: A NATION-WIDE REGISTRY-BASED STUDY
 Januszewicz W.^{1,2}, Witczak K.³, Lukaszewicz M.³, Turkot M.H.¹, Wojciechowska U.⁴, Didkowska J.⁴, Regula J.⁵

11:30 - 11:40 OP049
LONG TERM OUTCOMES OF PER-ORAL ENDOSCOPIC MYOTOMY BEYOND 6 YEARS: A MULTICENTER STUDY OF ACHALASIA PATIENTS
 AbiMansour J.¹, Minami H.², Familiari P.³, Landi R.⁴, Costamagna G.⁵, Seewald S.⁶, Callahan Z.⁷, Ujiki M.⁷, Pioche M.⁸, Ponchon T.⁹, Cho J.Y.¹⁰, Yoo I.K.¹¹, Sippey M.¹², Marks J.¹², Eleftheriadis N.¹³, Ichkhanian Y.¹⁴, Vosoughi K.¹⁵, Brewer Gutierrez O.¹⁶, Khashab M.A.¹⁷

11:40 - 11:50 OP050
OUTCOMES OF THE FIRST 500 PERORAL ENDOSCOPIC MYOTOMY FOR ESOPHAGEAL MOTILITY DISORDERS: OUTCOMES OF THE FIRST 500 PATIENTS WITH A MID- AND LONG-TERM FOLLOW-UP. IN A SINGLE EUROPEAN CENTER
 Familiari P.^{1,2}, Landi R.^{1,2}, Mangiola F.^{1,2}, Bove V.^{1,2}, Boskoski I.^{1,2}, Barbaro F.^{1,2}, Tringali A.^{1,2}, Perri V.^{1,2}, Costamagna G.^{1,2}

11:50 - 12:00 OP051
PERORAL ENDOSCOPIC SEPTOTOMY (POES) FOR TREATMENT OF ZENKER'S DIVERTICULUM: A PILOT STUDY
 Maselli R.¹, Belletrutti P.J.², Spadaccini M.², Galtieri P.A.¹, Palma R.², Cappello A.², Carrara S.¹, Di Leo M.², Fugazza A.¹, Anderloni A.¹, Pellegatta G.¹, Ormando V.², Romana C.², Craviotto V.², Lamonaca L.², D'Amico F.², Capogreco A.², Gabbadini R.², Castoro C.³, Repici A.²

Posters in the Spotlight

10:30 - 12:00 E-Poster Terminal 2
Endoscopic removal of lesions
 Chairs: Diogo Libanio, Portugal
 Carolina Simões, Portugal

10:30 - 10:45 P0247
ENDOSCOPIC BAND LIGATION WITHOUT RESECTION OF SMALL SIZED SUBEPITHELIAL TUMORS: RESULTS IN SHORT-MEDIUM FOLLOW UP TERM OF A MULTICENTER PROSPECTIVE STUDY (BANDING-SET)

Bas-Cutrina F.¹, Consiglieri C.F.², Loras C.³, Huertas C.⁴, Ballester R.⁵, Guarner-Argente C.⁶, Pardo A.⁷, Andújar X.³, Albert M.⁴, González-Huix F.⁵, Gornals J.B.¹

10:45 - 11:00 P0185
EFFICACY OF COUNTER TRACTION USING A CLIP WITH A LOOPED THREAD FOR COLORECTAL ENDOSCOPIC SUBMUCOSAL DISSECTION

Indo N., Anami T., Kitamura Y., Watanabe A.

11:00 - 11:15 P0183
FEASIBILITY AND SAFETY OF ENDOSCOPIC SUBMUCOSAL DISSECTION FOR RECURRENT RECTAL LESIONS THAT AFTER TRANSANAL ENDOSCOPIC MICROSURGERY

Ikezawa N.¹, Toyonaga T.², Tanaka S.², Nakano Y.¹, Ishida T.³, Yoshihara T.⁴, Uraoka M.⁴, Takao T.¹, Morita Y.¹, Umegaki E.¹, Suzuki N.⁵, Haji A.⁶, Kodama Y.¹

11:15 - 11:30 P0193
UNDERWATER ENDOSCOPIC MUCOSAL RESECTION IMPROVES RO RESECTION RATE OF 10-20-MM COLORECTAL POLYPS: RESULTS OF A MULTICENTER RANDOMIZED CONTROLLED TRIAL

Kawamura T.¹, Uedo N.², Yamashina T.^{2,3}, Akasaka T.^{2,4}, Iwatsubo T.², Nakatani Y.⁵, Akamatsu T.⁵, Takeuchi Y.², Fujii S.⁶, Kusaka T.⁶, Shimokawa T.⁷

11:30 - 11:45 P0184
FACTORS INVOLVED IN ENDOSCOPISTS' CHOICE FOR PROPHYLACTIC CLIPPING AFTER EMR TO PREVENT DELAYED BLEEDING: A DISCRETE CHOICE EXPERIMENT

Turan A.¹, Didden P.², Siersema P.D.¹, Van Geenen E.J.M.¹

Posters in the Spotlight

10:30 - 12:00 E-Poster Terminal 4
Hepato-pancreatic and biliary posters in the spotlight I
 Chairs: Hana Algül, Germany
 Giovanni Marasco, Italy

10:30 - 10:45 P0007
LIVER FIBROSIS WITH TWO-DIMENSIONAL SHEAR WAVE ELASTOGRAPHY IN PATIENTS WITH PRIMARY BILIARY CHOLANGITIS

Yan Y., Xing X., Yang L., Yang J.

10:45 - 11:00 P0123
SMART DRUG-DELIVERY SYSTEMS FOR PANCREATIC CANCER TREATMENT

Gonzalez-Valdivieso J.¹, Garcia Sampedro A.², Arias F.J.¹, Pereira S.P.², Acedo P.²

11:00 - 11:15 P0124
EVALUATION OF A NEW ANTI-GALECTIN 9 IMMUNOTHERAPY STRATEGY IN PANCREATIC CANCERS

Quilbe A.¹, Mustapha R.¹, Renaud S.¹, Duchêne B.², de Schutter C.¹, Kumar A.¹, Baydoun M.¹, Moralès O.¹, Jonckheere N.², Van Seuning I.², Delhem N.¹

11:15 - 11:30 P0068
ASPARTATE-β-HYDROXYLASE PROMOTES CANCER METABOLIC SWITCH VIA P53-DEPENDENT SUPPRESSION OF MITOPHAGY IN HEPATOCELLULAR CARCINOMA

Xue R.^{1,2}, Wu J.², Meng Q.²

11:30 - 11:45 P0008
CIRCULATING BLOOD MICROBIOME SIGNATURES IN PATIENTS WITH LIVER CIRRHOSIS AND PORTAL HYPERTENSION

Gedgaudas R.¹, Skieceviciene J.², Franke A.³, Gelman S.⁴, Streleckiene G.⁵, Juzenas S.⁵, Kupcinskas L.⁶, Kupcinskas J.¹

11:45 - 12:00 P0033
SARCOPENIA HELPS PREDICT THE RISK OF HEPATIC ENCEPHALOPATHY AND TRANSPLANTATION-FREE SURVIVAL AFTER TRANSJUGULAR INTRAHEPATIC PORTOSYSTEMIC SHUNT IN CIRRHOSIS

Zhu Y.¹, Luo X.¹, Wang X.¹, Yang J.², Yan Y.³, Yang L.¹

Poster Session

10:30 - 17:00 Poster Exhibition - Hall 7
 Liver and Biliary I

P0002
INTERLEUKIN 10 INDUCED SENESCENCE OF HEPATIC STELLATE CELLS VIA STAT3-P53/P21 SIGNAL PATHWAY TO ATTENUATE LIVER FIBROSIS

Huang Y., Chen M., Guo Q., Wang X.

P0003
CD1D AS A DIRECT, NKT CELL-INDEPENDENT REGULATOR OF HEPATIC LIPID METABOLISM AND INFLAMMATION IN NONALCOHOLIC FATTY LIVER DISEASE

Cerioti C.¹, Wang Y.^{1,2}, Rudolph M.¹, Brosch M.^{1,3}, Hampe J.^{1,4}, Zeissig S.^{1,3}

P0004
INFLAMMATORY BOWEL DISEASES DO NOT AFFECT ENHANCED LIVER FIBROSIS TEST RELIABILITY IN ASSESSING LIVER FIBROSIS

Cococcia S.¹, Giuffrida P.², Caprioli F.³, Pastorelli L.⁴, Mazza S.^{3,5}, Lenti M.V.⁶, Delliponti M.⁷, Vecchi M.⁵, Pinzani M.⁸, Rosenberg W.⁹, Di Sabatino A.¹⁰

P0005
RILPIVIRINE-INDUCED ANTI-INFLAMMATORY EFFECTS IN LIVER DISEASES INVOLVE THE ACTIVATION OF STAT6 SIGNALING PATHWAYS IN MACROPHAGES

Moragrega Á.B.¹, Martí-Rodrigo A.¹, Gruevska A.¹, Esplugues J.V.^{1,2,3}, Apostolova N.^{1,3}, Blas-García A.^{1,2,3}

P0006
FIBROGENESIS OF NONALCOHOLIC STEATOHEPATITIS BEGINS AROUND CHOLESTEROL-LADEN MACROPHAGE IN THE EXPERIMENTAL MOUSE MODEL

Ichimura M., Oya T., Tsuneyama K.

P0007
LIVER FIBROSIS WITH TWO-DIMENSIONAL SHEAR WAVE ELASTOGRAPHY IN PATIENTS WITH PRIMARY BILIARY CHOLANGITIS

Yan Y., Xing X., Yang L., Yang J.

P0008

CIRCULATING BLOOD MICROBIOME SIGNATURES IN PATIENTS WITH LIVER CIRRHOSIS AND PORTAL HYPERTENSIONGedgaudas R.¹, Skieceviene J.², Franke A.³, Gelman S.⁴, Streleckiene G.⁵, Juzenas S.⁵, Kupcinskas L.⁶, Kupcinskas J.¹

P0009

PATIENT ATTITUDES TOWARDS FAECAL SAMPLING FOR GUT MICROBIOME STUDIES AND CLINICAL CARE REVEAL POSITIVE ENGAGEMENT AND ROOM FOR IMPROVEMENTBolte L.^{1,2}, Klaassen M.^{1,2}, Collij V.³, Vich Vila A.¹, Fu J.⁴, van der Meulen T.⁵, de Haan J.⁶, Versteegen G.⁷, Dotinga A.⁸, Zhernakova S.², Wijmenga C.², Weersma R.¹, Imhann F.^{1,2}

P0010

INFECTIONS IN CIRRHOSIS: A CHANGING EPIDEMIOLOGIC SETTINGPellone M.¹, Ferrarese A.¹, Rossi L.², Germani G.¹, Russo F.P.³, Gambato M.¹, Becchetti C.⁴, Zanetto A.⁵, Sciarone S.S.¹, Shalaby S.¹, Cillo U.¹, Burra P.⁶, Senzolo M.¹

P0011

CHARACTERIZATION OF BIOPSY PROVEN NON-ALCOHOLIC FATTY LIVER DISEASE IN HEALTHY NON-OBESE AND LEAN INDIVIDUALSEshraghian A., Nikeghbalian S., Malek-Hosseini S.A.

P0012

DISTRIBUTION OF GLYTATHIONE-S-TRANSFERASE T1 AND GLYTATHIONE-S-TRANSFERASE M1 NULL GENOTYPES IN NONALCOHOLIC FATTY LIVER DISEASE PATIENTS AND THEIR ASSOCIATION WITH CYTOKINE AND ADIPOKINE PROFILES ✦Pryszazhnyuk V.¹, Gorovenko N.², Pryszazhniuk I.³, Rossokha Z.⁴, Pryszazhnyuk P.³

P0013

THE MECHANISM OF NEGATIVE REGULATION OF FABP1 BY NF-KB/IL-6 ON INVASION AND METASTASIS OF HEPATOCELLULAR CARCINOMAAn F.¹, Lin Y.¹, Wu X.²

P0014

SERPINA1 AND HSD17B13 GENE VARIANTS IN LIVER FIBROSIS AND CIRRHOSISBasyte-Bacevice V.¹, Skieceviene J.², Valantiene I.^{1,2}, Sumskiene J.¹, Petrenkiene V.¹, Kondrackiene J.¹, Petrauskas D.¹, Lammert F.³, Kupcinskas J.^{1,2}

P0015

C282Y/H63D COMPOUND HETEROZYGOSITY CAUSES SIGNIFICANTLY ELEVATED IRON OVERLOAD AND ASSOCIATED DISEASES ✦Hasan S.M.M., Farrell J., Borgaonkar M.

P0016

PREVALENCE OF SMALL INTESTINAL BACTERIAL OVERGROWTH SYNDROME IN PATIENTS WITH NON-ALCOHOLIC FATTY LIVER DISEASE/NON-ALCOHOLIC STEATOHEPATITIS: A CROSS-SECTIONAL STUDYGkolfakis P.¹, Tziatzios G.¹, Papanikolaou I.S.¹, Xirouchakis E.², Panayiotides I.³, Dimitriadis G.D.¹, Mathur R.⁴, Pimentel M.⁴, Giamarellos-Bourboulis E.J.⁵, Triantafyllou K.¹

P0017

NONALCOHOLIC STEATOHEPATITIS: AN INFREQUENT ENTITY IN THE WESTERN WORLD?Gamelas V.¹, Simões G.¹, Santos S.¹, Vasconcelos Loureiro R.², Silva M.², Calinas F.²

P0018

EVALUATION OF THE PRESENCE OF HEPATIC STEATOSIS MEASURED BY CAP-FIBROSCAN IN PATIENTS WITH PSORIASISQuiñones Castro R.¹, Villar Lucas C.², Pérez Fernández R.², Alcoba L.², Gonzalez R.², Cano V.², Eiris N.³, Alvarez B.², Jorquera F.², Linares P.²

P0019

ROLE OF ADIPONECTIN, LEPTIN AND IGF-1 AS CIRCULATING BIOMARKERS IN NON-ALCOHOLIC FATTY LIVER DISEASEMarques V.¹, Afonso M.B.², Baur N.³, Santos-Laso A.⁴, Jimenez-Agüero R.⁴, Eizaguirre E.⁵, Bujanda L.⁴, Pareja M.J.⁶, Cortez-Pinto H.⁷, Bañales J.M.⁸, Castro R.⁹, Normann A.³, Rodrigues C.M.P.¹

P0020

CHEMERIN AS A NON-INVASIVE SERUM MARKER FOR DIAGNOSING AND GRADING OF NON-ALCOHOLIC FATTY LIVER DISEASEByoumy E., Mohamed A., Ibrahim W., El-shafie A., Salama M., Abdelrahman G., Ibrahim M.

P0021

SYSTEMIC EXPRESSION AND SIGNIFICANCE OF NEUTROPHIL EXTRACELLULAR TRAP (NET) COMPONENTS IN ALCOHOLIC LIVER DISEASEKasztelan-Szczerbinska B.¹, Rycyk A.¹, Surdacka A.², Roliński J.², Michalak A.¹, Szczerbinski M.³, Cichoz-Lach H.¹

P0024

ROLE OF POLYMORPHISMS RS37972 RS37973 OF THE GLCCI1 GENE IN MORTALITY OF MEXICAN PATIENTS WITH ALCOHOLIC HEPATITISLopez Perez R.Y., Perez Hernandez J.L., Arellanes Robledo J., de León Rendon J.L., Manjarrez Marti D.A., Hernandez Fuentes S., Montes Aparicio A.V., Rosas Madrigal S., Perez Carrion J.I., Higuera de la Tijera M.F.

P0025

DAY-4 LILLE SCORE IN EARLY PREDICTION OF CORTICOSTEROID RESPONSE FOR PATIENTS WITH SEVERE ACUTE ALCOHOLIC HEPATITISFoncea C.G., Popescu A., Cotrau R., Belintan P., Moga T., Sirlu R., Danila M., Sporea I.

P0026

COMBINATION OF GLYCYRRHIZIN AND N-ACETYLCYSTEINE: BENEFIT OUTCOME IN A MURINE MODEL OF ACETAMINOPHEN-INDUCED LIVER FAILUREMinsart C.^{1,2}, Rorive S.^{3,4}, Quertinmont E.¹, Lemmers A.^{1,2}, Gustot T.^{1,2,5}

P0027

THE FREQUENCY AND IMPACT ON MORTALITY OF INFECTIONS IN ACUTE ALCOHOLIC HEPATITISFoncea C.G., Popescu A., Belintan P., Moga T.V., Cotrau R., Sirlu R., Danila M., Sporea I.

P0028

ASSESSMENT AND OUTCOMES OF IMMUNE-CHECKPOINT INHIBITOR INDUCED HEPATOTOXICITY IN PATIENTS WITH METASTATIC MELANOMABadrulhisham F.¹, Crusz S.², Amuludun A.², Rashid S.²

P0029

ETIOLOGIES OF ERECTILE DYSFUNCTION IN NON-ALCOHOLIC FATTY LIVER DISEASEKeklikkiran C.¹, Kani H.T.¹, Şener T.E.², Ayktut U.E.¹, Demirtaş C.Ö.¹, Demirci A.F.³, Çelikel Ç.⁴, Akbal C.², Çam H.K.², Duman D.G.¹

P0030

NOVEL ORAL ANTICOAGULANTS MAY BE USED IN THE TREATMENT OF PORTAL VEIN THROMBOSIS IN PATIENTS WITH CIRRHOSIS: A SYSTEMATIC REVIEW AND COMPARATIVE META-ANALYSISMohan B.¹, Khan S.², Trakaroo S.³, Aravamudan V.⁴, Garg R.⁵, Ponnada S.⁶, Asokkumar R.⁷, Adler D.⁸

P0031

MULTIVARIATE ANALYSIS OF RISK FACTORS FOR MORTALITY IN ACUTE VARICEAL BLEEDINGElfayoumy M.¹, Mohammed El Tabbakh M.², Badra G.², Rewisha E.², Waked I.²

P0032

HIGHER-DOSE OF LEVOCARNITINE MAY CONTRIBUTE TO AN EARLY REMISSION OF HYPERAMMONEMIA IN PATIENTS WITH LIVER CIRRHOSISMoriya A.¹, Kawaji H.¹, Mashima S.¹, Iwasaki Y.², Ando M.¹

P0033

SARCOPENIA HELPS PREDICT THE RISK OF HEPATIC ENCEPHALOPATHY AND TRANSPLANTATION-FREE SURVIVAL AFTER TRANSJUGULAR INTRAHEPATIC PORTOSYSTEMIC SHUNT IN CIRRHOSISZhu Y.¹, Luo X.¹, Wang X.¹, Yang J.², Yan Y.³, Yang L.¹

P0034

HOW TO IDENTIFY CIRRHOTIC PATIENTS IN NEED OF PALLIATIVE CARE?Leal T.¹, Brites R.², Fernandes D.¹, Costa D.¹, da Silva Mendes S.¹, Caetano A.C.¹, Arroja B.¹, Gonçalves R.¹

P0036

RESPONSE OF LIVER AND SPLEEN STIFFNESS TO PORTAL PRESSURE LOWERING DRUGS IN A RAT MODEL OF CIRRHOSISElshaarawy O., Alquzi S., Rausch V., Mueller J., Silva I., Peccerella T., Seitz H., Mueller S.

P0037

BETATROPHIN SERUM LEVEL IS POSITIVELY CORRELATED WITH INSULIN RESISTANCE AND DISEASE SEVERITY IN CIRRHOTIC PATIENTSSalama M., Abdelrahman G.

P0040

PREVALENCE AND PREDICTORS OF ACUTE ON CHRONIC LIVER FAILURE IN CIRRHOTIC PATIENTS HOSPITALIZED FOR VARICEAL BLEEDINGAyari M., Ayadi S., Belhadjmabrouk E., Zaimi Y., Said Y., Mouelhi L., Debbeche R.

P0041

PROLONGED DRAINAGE INCREASES COMPLICATIONS OF LARGE VOLUME PARACENTESIS IN REFRACTORY ASCITESLum J.H.M.¹, Thurairajah P.¹, Kumar R.¹, Tan J.¹, Teo E.K.¹, Wong Y.J.²

P0042

CAROTID ARTERY STIFFENESS IN LIVER CIRRHOSIS PATIENTSScarpellini E.¹, Sanguigni S.², Tiberi S.², Svegliati Baroni G.³, Rasetti C.⁴, Paci C.², Ragno M.², Santori P.⁴

P0043

CIRRHOTIC PATIENTS: IS THERE ANY ROLE TO MALNUTRITION IN PREDICTING MORTALITY?Meixedo Arieira C.V.^{1,2,3}, Dias de Castro F.^{1,2,3}, Magalhães J.L.T.M.^{1,2,3}, Marinho C.^{1,2,3}, Berkeley Cotter J.^{1,2,3}

P0044

MONITORING INFLAMMATORY ACTIVITY IN CROHN'S DISEASE: SIMPLE ULTRASONOGRAPHIC SCORE VERSUS CEUS WHICH ONE TO USE?Meixedo Arieira C.V.^{1,2,3}, Monteiro S.^{1,2,3}, Dias de Castro F.^{1,2,3}, Magalhães J.L.T.M.^{1,2,3}, Leite S.^{1,2,3}, Moreira M.J.^{1,2,3}, Berkeley Cotter J.^{1,2,3}

P0045

TARGETED VISUALIZATION OF CELL ADHESION MOLECULES IN PATIENTS WITH LIVER CIRRHOSIS BY MOLECULAR ENDOSCOPIC IMAGINGAhmed S.¹, Chowdhury E.H.², Galle P.R.³, Neumann H.⁴

P0046

HEPATITIS B SCREENING PRIOR TO CHEMOTHERAPY IN THE MIDDLE EAST: A RETROSPECTIVE COHORT STUDYBizri A.R.¹, Ziade N.², Hosni M.², Barada K.³

P0047

TREATMENT OUTCOMES OF HEPATITIS C VIRUS RECOMBINANT FORM 2K/1B WITH SOFOSBUVIR BASED REGIMENS IN GEORGIAZakalashvili M.¹, Weizenegger M.², Telia T.¹, Metreveli S.¹, Abramishvili N.¹, Rtskhaladze I.¹, Zarkua I.¹, Gish R.³, Metreveli D.¹

P0048

SAFETY AND EFFICACY OF A LOW MONITORING TREATMENT STRATEGY, WITH SECOND GENERATION DIRECT-ACTING ANTIVIRALS, IN HCV MONO INFECTED PATIENTS WITHOUT CIRRHOSIS: A PORTUGUESE REAL LIFE COHORTFigueiredo L.M., Carvalho R., Nuno Costa M., C Branco J., Amorim S., Beirão S., Alberto S., Martins A.

P0049

BASILINE LIVER STEATOSIS EXCEEDS ADVANCED FIBROSIS AS A PREDICTOR OF POOR OUTCOME IN CHRONIC HEPATITIS C PATIENTS WITH SUSTAINED VIROLOGIC RESPONSEPeleg N.^{1,2}, Issachar A.³, Sneh-Arbib O.³, Cohen-Naftaly M.³, Braun M.³, Leshno M.⁴, Shlomain A.³

P0050

COMPARATIVE STUDY FOR RETREATING PATIENTS WHO FAILED TO PRIOR SOFOSBUVIR/ DACLATASVIR REGIMEN: AN OPEN LABELED RANDOMIZED TRIALMekky M.A.¹, Abdel-Malek M.O.¹, Abbas W.A.², Osman H.A.³, Hetta H.F.^{4,5}

P0051

PREDICTORS OF DETECTION OF HBV IN PBMCS AMONG NAIVE PATIENTS WITH SERUM HBV-DNA NEGATIVITYMeshaal A.K.¹, Osman H.A.², Hetta H.F.^{3,4}, Mekky M.A.⁵

P0053

ASSOCIATION OF GENETIC POLYMORPHISM OF TOLL LIKE RECEPTORS2(TLR2) AND (TLR4) WITH SUSCEPTIBILITY TO HCV INFECTION, RESPONSE TO TREATMENT AND PROGRESSION TO HEPATOCELLULAR CARCINOMA IN CIRRHOTIC PATIENTSEl-Bendary M.¹, Neamatallah M.², Elalfy H.³, Besheer T.⁴, Abd El-Maksoud M.⁴, Elhamady D.⁴, Abed S.⁴, Elegezy M.⁴, Kandeel L.⁵, Eldeib D.⁴, Mousa N.⁴, Abd El-Hafeez M.⁴, El-Gilany A.-H.⁴, Esmat G.⁶

P0054

EFFECT OF DIRECT ACTING ANTIVIRAL THERAPY FOR HEPATITIS C- INFECTED PATIENTS ON CHANGES IN THE PARAMETERS OF LIVER FIBROSIS PROGRESSIONRofaeil B., Elfeki M. Abdelfattah, Kamel M. Farid

P0055

SIMPLE SCORE FOR PREDICTORS OF HEPATOCELLULAR CARCINOMA OCCURRENCE AFTER HEPATITIS C VIRUS ERADICATION BY DIRECT-ACTING ANTIVIRAL TREATMENTTani J.¹, Morishita A.¹, Moriya A.², Ogawa C.³, Deguchi A.⁴, Takaguchi K.⁵, Masaki T.¹, Kagawa Liver Disease Study

P0056

SAFETY AND EFFICACY OF THE USE OF GENERIC SOFOSBUVIR AND DACLATASVIR IN THE TREATMENT OF NAÏVE CHRONIC HEPATITIS C IN HIV/HCV GENOTYPE 4 CO-INFECTED PATIENTS: AN EGYPTIAN REAL- LIFE EXPERIENCECordie A.¹, Kamal W.², Elsharkawy A.¹, Abdel Alem S.¹, Mashaal S.³, Abdellatif Z.¹, Kamel S.⁴, Abdel Aziz H.⁵, Kandeel A.², Esmat G.¹

P0057

NATURAL HISTORY AND PREDICTORS OF POOR OUTCOME AMONG PATIENTS WITH NON-ACETAMINOPHEN INDUCED ACUTE LIVER INJURYKumar A.¹, Abbas A.¹, Abid S.², Lubna F.¹, Mustafa M.³, Shah S.⁴

P0058

DIRECTLY ACTING ANTIVIRALS ARE SAFE AND EFFECTIVE IN HCV ELDERLY PATIENTSCapogreco A.^{1,2}, Dal Buono A.^{1,2}, Plaz Torres M.C.², Meli R.², Colombo M.², Lleo De Nalda A.^{1,2}, Aghemo A.^{1,2}

P0059

MAC-2 BINDING PROTEIN GLYCAN ISOMER IS A RELIABLE MARKER FOR THE ASSESSMENT OF LIVER FIBROSIS GRADE IN CHRONIC HEPATITIS C PATIENTS TREATED WITH DIRECT ACTING ANTIVIRALSSamy A., Saleh S., Salama M., Abdelrahman G., Alhusseini M.

P0060

CARDIAC ADVERSE EFFECTS OF DIRECT-ACTING ANTIVIRALS ARE POSSIBLE IRRESPECTIVE OF COADMINISTRATION WITH AMIODARONESalem A., Aly M., Abdelrahman G., Ibrahim M.

P0061

HEPATOCELLULAR CARCINOMA RECURRENCE AFTER DIRECTLY ACTING ANTIVIRALS AMONG EGYPTIAN PATIENTS INFECTED WITH GENOTYPE 4 HEPATITIS C VIRUS: A 2-YEAR FOLLOW UP STUDYKamal A.¹, Abd Elmoety A.¹, Rostom Y.², Shater M.¹, Lashen S.¹

P0062

THYROID DYSFUNCTION IS COMMON AMONG AUTOIMMUNE HEPATITIS PATIENTSMahamid M.¹, Khoury T.², Sbaeit W.³, Kadah A.³, Mari A.⁴

P0063

AUTOIMMUNE MARKERS ARE MORE COMMON AMONG PATIENTS WITH FATTY LIVER DISEASE: A CASE CONTROL STUDYMahamid M.¹, Mari A.², Khoury T.³

P0064

GLUCOCORTICOID DECREASE APOPTOSIS AND AUTOPHAGY OF HEPATOCYTES VIA PI3K/AKT/MTOR SIGNALING PATHWAY IN AUTOIMMUNE HEPATITISFan X.¹, Men R.¹, Shen M.¹, Wang T.¹, Ye T.¹, Yan Y.², Yang L.¹

P0066

EFFICACY OF FENOFIBRATE ADD-ON THERAPY FOR PATIENTS WITH PRIMARY BILIARY CHOLANGITIS AND A SUBOPTIMAL RESPONSE TO URSODEOXYCHOLIC ACIDChing S.Y.¹, Kaliyaperumal K.¹, Yang W.L.²

P0068

ASPARTATE-β-HYDROXYLASE PROMOTES CANCER METABOLIC SWITCH VIA P53-DEPENDENT SUPPRESSION OF MITOPHAGY IN HEPATOCELLULAR CARCINOMAXue R.^{1,2}, Wu J.², Meng Q.²

P0069

PROTECTIVE EFFECT OF BIOFABRICATED TRIANTHEMA PORTULACA STRUM SILVER NANOPARTICLES AGAINST HEPATOCELLULAR CARCINOMAYadav E.

P0070

ESTROGEN-INDUCED EPIGENETIC SILENCING OF IRON METABOLISM-RELATED GENES REDUCES THE GROWTH POTENTIAL OF HEPATOCELLULAR CARCINOMA CELLS ✦Muhammad J.S.^{1,2}, Bajbouj K.^{1,2}, Shafarin J.², Hamad M.^{2,3}

P0071

SAT-2 HYPOMETHYLATION AS AN EARLY DIAGNOSTIC MARKER FOR HCV-RELATED HEPATOCELLULAR CARCINOMAAbdel Haleem H.¹, Omran D.¹, Hassan M.², El-Sawy M.³, El-Ahwany E.², Zayed R.⁴, Seyam M.³

P0072

EXPRESSION OF P-STAT3 AND CMYC CORRELATES WITH P2-HNF4α EXPRESSION IN NONALCOHOLIC FATTY LIVER DISEASE (NAFLD)Zhang L.¹, Eckel-Mahan K.², Fekry B.², Younes P.¹, Younes M.^{1,3}

P0073

RELEVANCE OF IGF1R SIGNALING IN HEPATOCELLULAR CARCINOMABacku E., Aschenbrenner E., Pollinger K., Schlosser S., Guelow K., Kunst C., Mueller-Schilling M.

P0076

OUTCOMES OF HEPATIC RESECTION (HR) VERSUS TRANS ARTERIAL CHEMOEMBOLIZATION (TACE) FOR SOLITARY LARGE HEPATOCELLULAR CARCINOMA: A SYSTEMIC REVIEW AND META-ANALYSIS

Gopalakrishnan Ravikumar N.P.¹, Sannapaneni S.², Martinez A.³

P0077

SERUM VASCULAR ENDOTHELIAL GROWTH FACTOR AS A TUMOUR MARKER FOR HEPATOCELLULAR CARCINOMA IN PATIENTS WITH HCV-RELATED LIVER CIRRHOSIS

Alzamzamy A.¹, Elsayed H.², Abd Elraouf M.², Eltoukhy H.², Megahed T.³

P0078

ALBUMIN-BILIRUBIN GRADE (ALBI) SUGGESTS BETTER PROGNOSTIC MODEL THAN CHILD TURCOTTE PUGH (CTP) SCORE IN PREDICTING SURVIVAL FROM HEPATOCELLULAR CARCINOMA (HCC)

Bannaga A.¹, Arasaradnam R.P.²

P0080

DEVELOPMENT AND EXTERNAL VALIDATION OF PROGNOSTIC NOMOGRAMS IN HEPATOCELLULAR CARCINOMA PATIENTS: A POPULATION BASED STUDY

Yan Y., Mao K., He C., Wang J., Xiao Z.

P0081

SERUM LEVELS OF SOLUBLE PROGRAMMED CELL DEATH-LIGAND 1 PREDICTS PROGNOSIS IN PATIENTS WITH HEPATOCELLULAR CARCINOMA AFTER CURATIVE TREATMENTS

Mocan T.^{1,2}, Ilies M.³, Nenu I.⁴, Bora C.N.⁵, Breaban I.⁶, Iuga A.C.³, Sparchez Z.A.⁷

P0082

CHMO-VACATION PERIOD GAINED BY ADJUVANT HEPATECTOMY FOR SYNCHRONOUS BILATERAL MULTIPLE COLORECTAL LIVER METASTASIS

Natsume S., Shimizu Y., Senda Y., Okuno M., Kinoshita T.

P0083

RISK FACTORS FOR SYMPTOMATIC GALLSTONE DISEASE AFTER ROUX-EN-Y GASTRIC BYPASS

Haal S.^{1,2}, Rondagh D.³, Hutten B.⁴, Acherman Y.⁵, van de Laar A.⁵, Fockens P.⁶, Huijgen R.², Gerdes V.^{2,7}, Voermans R.P.⁸

P0084

SALVAGE TECHNIQUE FOR DOUBLE-BALLOON ENTEROSCOPY-ASSISTED ENDOSCOPIC RETROGRADE

CHOLANGIOPANCREATOGRAPHY USING A MICRO GUIDEWIRE
Mori A., Yumura T., Hayashi S., Hachiya H., Shibuya T., Ohashi N.

P0085

A PROSPECTIVE STUDY OF TEMPORARY PLACEMENT OF A FULLY-COVERED METAL STENT FOR REFRACTORY BENIGN BILIARY STRICTURE

Sato T.¹, Kogure H.¹, Nakai Y.², Inokuma A.¹, Suzuki Y.¹, Oyama H.¹, Kanai S.¹, Suzuki T.¹, Nakamura T.¹, Ishigaki K.¹, Hakuta R.¹, Saito K.¹, Saito T.¹, Takahara N.¹, Hamada T.¹, Mizuno S.¹, Yamada A.¹, Tada M.¹, Isayama H.³, Koike K.¹

P0086

ENDOSCOPIC SPHINTEROTOMY DOES NOT DECREASE THE RECURRENCE OF CHOLECYSTITIS

Heo J.¹, Jung M.K.², Cho C.M.²

P0087

PNEUMOBILIA AND AN ABSENCE OF INTRAHEPATIC BILE DUCT DILATATION ARE PREDICTORS OF ANASTOMOTIC PATENCY AFTER CHOLEDOCHOJEJUNOSTOMY

Yokoyama K.¹, Yano T.¹, Ushio J.¹, Tamada K.¹, Lefor A.², Yamamoto H.¹

P0088

PREDICTORS OF CONFIRMED COMMON BILE DUCT STONES AFTER A POSITIVE INTRA-OPERATIVE CHOLANGIOGRAM DURING CHOLECYSTECTOMY: LABORATORY, RADIOLOGIC, AND DEMOGRAPHIC FACTORS

Shaib Y.¹, Hosni M.², Tarhini H.³, Hassoun L.², Al Masri S.⁴, Hallal A.⁴

P0089

ASSESSMENT OF CONSENSUS CRITERIA FOR CHOLEDOCHOLITHIASIS: ARE THEY USEFUL IN THE CLINICAL PRACTICE?

Sciarretta M.¹, Vargas Y.², Tufare F.³, Baldoni F.³, Yantorno M.³, Vitale L.³, Ojeda E.¹, Talani A.², Perron N.S.¹, Fasano M.V.⁴, Correa G.J.³, Villaverde A.³

P0090

IDENTIFICATION OF MALIGNANT BILIARY STRICTURES VIA PROFILING OF EXHALED VOLATILE ORGANIC COMPOUNDS USING AN ELECTRONIC NOSE: A PILOT STUDY

Obst W.¹, Canbay A.E.¹, Weigt J.²

P0091

SINGLE-OPERATOR PERORAL CHOLANGIOSCOPY-GUIDED LITHOTRIPSY FOR DIFFICULT BILIARY STONES: A PROSPECTIVE MULTICENTER STUDY

Moreira M.¹, Fernandes J.^{1,2}, Alexandrino G.³, Araújo T.¹, Lourenço L.³, Horta D.³, Bana e Costa T.⁴, Lopes L.^{1,5,6}, Canena J.^{3,7}

P0093

IMPROVING THE DIAGNOSTIC YIELD OF BILIARY BRUSH CYTOLOGY IN PANCREATOBILIARY CANCERS: A SINGLE CENTRE EXPERIENCE

Selvaraj E.¹, Lei I.¹, Rendek A.², Collantes E.², Hughes C.², Bailey A.¹

Poster Session

10:30 – 17:00

Poster Exhibition - Hall 7

Pancreas I

P0094

A NOVEL APPROACH FOR STUDY OF PANCREATIC DUCTS IN MICE

Gál E.¹, Dolensek J.², Stozer A.², Ébert A.¹, Venglovecz V.¹

P0095

CORRELATION BETWEEN PANCREATIC T1 VALUES USING MODIFIED LOOK-LOCKER INVERSION RECOVERY (MOLLI) SEQUENCE AND PANCREATIC EXOCRINE AND ENDOCRINE FUNCTION

Ashihara N.¹, Watanabe T.¹, Yamada A.²

P0096

DIFFERENTIAL PHOSPHORYLATION OF MITOGEN-ACTIVATED PROTEIN KINASES ASSOCIATED TO THE OBESTATIN/G-PROTEIN COUPLED RECEPTOR 39 (GPR39) SIGNALING PATHWAY IN HUMAN PANCREATIC STELLATE CELLS

Estevez-Perez L.¹, Leal-Lopez S.¹, Seoane-Mosteiro C.², Gallego-Gomez R.^{3,4}, Löhr M.⁵, Dominguez-Muñoz J.E.^{3,6}, Perez-Camiña J.², Pazos-Randulfe Y.¹

P0097

MUTANT HNF6 PERTURBS THE PANCREATIC PROGENITOR AND BETA-CELL PROGRAM LEADING TO VARIOUS TYPES OF DIABETES IN HUMANS

Heller S.¹, Costa I.², Böhm B.³, Julier C.⁴, Kleger A.⁵

P0098

PANCREATIC STIFFNESS VALUES USING A POINT SHEAR WAVE ELASTOGRAPHY TECHNIQUE IN PATIENTS WITH HEALTHY PANCREAS

Popa A., Sirlí R.L.D., Mare R.G., Danila M.V., Popescu A., Sporea I.

P0099

MUSCLE PARAMETERS CORRELATE WITH SEVERITY DURING ACUTE PANCREATITIS UNLIKE PARAMETERS OF UN-INVOLVED FAT DEPOSITS

Sternby H.¹, Mahle M.², Linder N.³, Erichson-Kirst L.⁴, Verdonk R.C.⁵, Dimova A.⁶, Ignatavicius P.⁷, Ilzarbe Sanchez L.⁸, Kõiva P.⁹, Penttilä A.¹⁰, Regnér S.¹¹, Bollen T.¹², Richard B.¹³, Stangl F.¹³, Wohlgemuth W.¹³, Singh V.¹⁴, Busse H.³, Michl P.¹⁵, Beer S.⁴, Rosendahl J.¹⁶

P0100

PREDICTING RELAPSE IN IDIOPATHIC ACUTE PANCREATITIS. IS THERE A PLACE FOR EUS?

Valverde-López F.¹, Ortega-Suazo E.J.², Jiménez-Rosales R.³, Martínez-Cara J.G.⁴, Redondo-Cerezo E.⁵

P0101

COMBINATION OF INTRAVENOUS HYDRATION AND INDOMETHACIN SUPPOSITORY IS THE MOST EFFECTIVE THERAPY FOR THE PREVENTION OF POST-ERCP PANCREATITIS - A NETWORK META-ANALYSIS

Márta K.¹, Gede N.², Szakács Z.³, Hegyi P.⁴, Eross B.⁵, Vincze A.⁶, Hegyi P.⁷, Hungarian Pancreatic Study Group

P0102

MANAGEMENT OF SEVERE ACUTE PANCREATITIS PATIENTS BY ENOXAPARIN

Chuklin S., Chooklin S., Shershen G.

P0103

CLINICAL OUTCOME OF ENDOSCOPIC TREATMENT OF SYMPTOMATIC STERILE WALLED-OFF NECROSIS

Boxhoorn L.¹, Fritzsche J.A.¹, Haal S.², Fockens P.¹, van Hooft J.E.¹, de Jonge P.J.F.³, Poley J.W.³, Bruno M.J.³, Voermans R.P.¹, Dutch Pancreatitis Study Group

P0104

RATE OF EARLY READMISSION IN ACUTE PANCREATITIS AS A QUALITY MARKER - EXPERIENCES OF A TERTIARY CARE UNIT

Illés D.¹, Hegyi P.², Czákó L.¹

P0105

IDIOPATHIC ACUTE PANCREATITIS IN PATIENTS WITH INFLAMMATORY BOWEL DISEASE: A MULTICENTRIC COHORT STUDY

García García de Paredes A.^{1,2}, Rodríguez-Escaja C.³, Iborra M.⁴, Algaba A.⁵, Cameo J.I.⁶, de la Peña L.⁷, Gomollón F.⁸, Van Domselaar M.⁹, Busta R.¹⁰, Rodríguez de Santiago E.^{1,2}, Castaño García A.³, del Val A.⁴, Bermejo F.⁵, Gutiérrez A.^{6,11}, Guardiola J.⁷, Mesonero F.^{1,2}, Riestra S.³, Nos P.⁴, Albillos A.^{1,2}, López-Sanromán A.^{1,2}

P0106

EARLY ORAL REFEEDING IN ACUTE PANCREATITIS

Liebe R.¹, Molnar E.¹, Gellért B.², Sahin P.¹

P0107

RECURRENT ACUTE PANCREATITIS CAN BE CONSIDERED AS EARLY CHRONIC PANCREATITIS: A METAANALYSIS OF 21,186 PATIENTS

Soós A.^{1,2}, Hegyi P.J.¹, Szakács Z.¹, Mikó A.¹, Mátrai P.¹, Erőss B.¹, Hegyi P.^{1,3,4}

P0108

THE COMBINATION OF THE ABDOMINAL VISCERAL FAT AREA AND AGE IS A USEFUL PREDICTOR OF MORTALITY IN SEVERE ACUTE PANCREATITIS PATIENTS

Higaki Y.¹, Nishida T.¹, Hayashi S.^{1,2}, Chang L.¹, Kuriki S.¹, Aochi K.¹, Meren E.¹, Sakamoto T.¹, Tomita R.¹, Osugi N.¹, Sugimoto A.¹, Takahashi K.¹, Nakamatsu D.¹, Mukai K.¹, Matsumoto K.¹, Yamamoto M.¹, Fukui K.¹, Inada M.¹

P0109

FAMILIAL MEDITERRANEAN FEVER ASSOCIATED WITH ELEVATED ODDS OF ACUTE PANCREATITIS

Kroner P.T.¹, Kesler A.M.², Corral J.E.², Raimondo M.³

P0110

CT-SEVERITY INDEX CAN PREDICT THE SEVERITY OF ACUTE PANCREATITIS SIMILAR THAN OTHER SCORING SYSTEMS

Mikó A.¹, Vigh É.¹, Mátrai P.¹, Garami A.¹, Balaskó M.¹, Czákó L.², Mosdósi B.³, Hussain A.⁴, Sarlós P.⁴, Erőss B.¹, Tenk J.¹, Rostás I.¹, Pammer J.⁴, Hegyi P.^{1,5,6}, on behalf of the Hungarian Pancreatic Study Group

P0111

EUS-THROUGH-THE-NEEDLE TECHNOLOGIES IN THE DIAGNOSIS AND MALIGNANCY DETECTION OF PANCREATIC CYSTS: A COMPARATIVE STUDY BETWEEN DIFFERENT TECHNOLOGIES

Robles-Medranda C., Olmos J.I., Oleas R., Baquerizo-Burgos J., Puga-Tejada M., Del Valle R., Alvarado-Escobar H., Pitanga-Lukashok H.

P0112

INTEROBSERVER AGREEMENT AMONG EXPERT PATHOLOGISTS ON THROUGH-THE-NEEDLE MICROFORCEPS BIOPSY SAMPLES FOR EVALUATION OF PANCREATIC CYSTIC LESIONS

Rizzatti G.¹, Larghi A.¹, Manfrin E.², Fabbri C.³, Crinò S.², Correale L.¹, Chiarello G.⁴, Barresi L.⁴, Van Velthuysen M.-L.⁵, Poley J.W.⁶, Rahal D.⁷, Carrara S.⁷, Inzani F.¹, Lega S.⁸, Fornelli A.⁹

P0113

CARCINOEMBRYONIC ANTIGEN LEVEL IN THE PANCREATIC JUICE IS EFFECTIVE IN MALIGNANCY DIAGNOSIS AND PREDICTION OF FUTURE MALIGNANT TRANSFORMATION OF INTRADUCTAL PAPILLARY MUCINOUS NEOPLASM OF THE PANCREAS

Hayakawa H., Fukasawa M., Takano S., Shindo H., Takahashi E., Hirose S., Kawakami S., Sato T., Enomoto N.

P0115

NEW APPROACHES IN DIFFERENTIAL DIAGNOSIS WITH COMBINATION OF NEUTROPHIL TO LYMPHOCYTE INDEX, CA 19-9 AND COMPUTED TOMOGRAPHY IN MALIGNANT PANCREATIC CYSTIC LESIONS

Koshel A.^{1,2}, Drozdo E.^{2,3}, Dibina T.⁴

P0116

EUS-GUIDED MICRO-BIOPSIES IMPROVE DIAGNOSIS OF MUCINOUS AND NON-MUCINOUS PANCREATIC CYSTS

Havre R.F.^{1,2}, Gjelberg H.K.³, Engjom T.¹, Hoem D.⁴, Waardal K.⁴, Pham K.C.-D.^{1,2}

P0118

EPIGENETIC REGULATION OF APOPTOTIC PROTEASE ACTIVATING FACTOR-1IS ASSOCIATED WITH WORSE SURVIVAL AND PROGNOSIS IN PANCREATIC CANCER

Lukosiute-Urboniene A.¹, Gasianec A.², Dauksa A.¹, Gulbinas A.¹, Dambrauskas Z.¹

P0119

MIR-23B-3P PROMOTES PANCREATIC CANCER CELL TUMORIGENESIS AND METASTASIS THROUGH THE PTEN/PI3K/AKT SIGNALING PATHWAY

An F.¹, Zhang Y.², Chen D.²

P0120

NF-KAPPAB CONTROLLED CHEMOKINE SIGNALLING REGULATES ONCO-IMMUNO CROSSTALK AND APOPTOSIS RESISTANCE IN PANCREATIC CANCER

Geismann C.¹, Gundlach J.P.², Hauser C.², Schreiber S.³, Arlt A.⁴

P0121

TXNRD2 DEFICIENCY LEADS TO LOW RAS-ACTIVITY AND DECREASED TUMOR DEVELOPMENT IN A KRASG12D - DRIVEN PANCREATIC CARCINOGENESIS MOUSE MODEL

Pfister K.¹, Aichler M.², Jastroch M.³, Brielmeier M.², Einwächter H.¹, Schmid R.M.¹

P0122

THE EFFICACY OF REIC/DKK-3 GENE THERAPY FOR PANCREATICOBILIARY CARCINOMA

Uchida D.¹, Shiraha H.¹, Tanaka E.², Kato H.¹, Ohyama A.¹, Okada H.¹

P0123

SMART DRUG-DELIVERY SYSTEMS FOR PANCREATIC CANCER TREATMENT

Gonzalez-Valdivieso J.¹, Garcia Sampedro A.², Arias F.J.¹, Pereira S.P.², Acedo P.²

P0124

EVALUATION OF A NEW ANTI-GALECTIN 9 IMMUNOTHERAPY STRATEGY IN PANCREATIC CANCERS

Quilbe A.¹, Mustapha R.¹, Renaud S.¹, Duchêne B.², de Schutter C.¹, Kumar A.¹, Baydoun M.¹, Moralès O.¹, Jonckheere N.², Van Seuning I.², Delhem N.¹

P0125

DNA SEQUENCING OF CYTOPATHOLOGICALLY INCONCLUSIVE EUS-GUIDED FINE NEEDLE ASPIRATES FROM SOLID PANCREATIC LESIONS SUSPICIOUS FOR MALIGNANCY CONFIRMS EUS DIAGNOSIS

Plougmann J.¹, Klausen P.¹, Toxværd A.², Abedi A.¹, Kovacevic B.¹, Gásdal Karstensen J.¹, Poulsen T.S.², Kalaitzakis E.¹, Høgdall E.², Vilman P.¹

P0128

ONCOLOGICAL OUTCOME OF CURRENT NEOADJUVANT THERAPY REGIMES IN ELDERLY PATIENTS SUFFERING FROM PANCREATIC CANCER - RESULTS OF THE RESPECT-STUDY

Weniger M.¹, Moir J.², Damm M.³, Maggino L.⁴, Kordes M.⁵, Rosendahl J.⁶, Ceyhan G.O.^{7,8}, Schorn S.⁹, RESPECT- Study Group

P0129

CAN DIGITAL SKELETAL MUSCLE INDEX PREDICT PALLIATIVE CHEMOTHERAPY UPTAKE BEFORE PATIENTS UNDERGO ENDOSCOPIC PANCREATIC BIOPSY?

Jalal M.¹, Campbell J.², Wadsley J.³, Hopper A.⁴

P0130

ROLE OF ADIPONECTIN LEVELS IN TUMOR STAGING AND SURVIVAL PREDICTION IN PANCREATIC CANCER PATIENTS

Saray A.¹, Puhalic A.¹, Papovic V.¹, Glavas S.¹, Zubcevic N.¹, Gogov B.², Pilav A.², Cato-Mehmedbasic S.¹, Custovic N.², Mehmedovic A.³

P0131

ACCURACY AND DIAGNOSTIC YIELD OF PERCUTANEOUS ULTRASOUND FINE NEEDLE BIOPSY IN SOLID PANCREATIC LESIONS

Sitajolo K.¹, Bossa F.², Ippolito A.¹, Perri F.¹, Andriulli A.³, Losurdo G.⁴, Terracciano F.¹

P0132

PATIENT-REPORTED BURDEN OF INTENSIFIED SURVEILLANCE AND SURGERY IN HIGH-RISK INDIVIDUALS UNDER PANCREATIC CANCER SURVEILLANCE

Overbeek K.A.¹, Cahen D.L.², Kamps A.², Konings I.C.A.W.², Harinck F.³, Kuenen M.A.⁴, Groot Koerkamp B.⁵, Besselink M.G.H.⁶, van Eijck C.H.⁵, Wagner A.², Ausems M.G.E.⁷, van der Vlugt M.⁸, Fockens P.⁸, Vlegaar F.P.⁹, Poley J.W.², van Hooft J.E.⁸, Bleiker E.M.A.⁴, Bruno M.J.¹⁰, The Dutch Familial Pancreatic Cancer Surveillance Study Group

P0133

LARGER-DIAMETER PLASTIC STENT PLACEMENT FOR PREOPERATIVE BILIARY DRAINAGE IS SIGNIFICANTLY ASSOCIATED WITH LONGER PATENCY IN PATIENTS RECEIVING NEOADJUVANT CHEMORADIATION FOR PANCREATIC CANCER

Ikezawa K.¹, Takada R.¹, Takahashi H.², Kiyota R.¹, Imai T.¹, Abe Y.¹, Fukutake N.¹, Nawa T.¹, Ashida R.³, Katayama K.¹, Ohkawa K.¹

P0134

TEXTURE ANALYSIS ON CONTRAST-ENHANCED COMPUTED TOMOGRAPHY IN LIVER METASTASES FROM PANCREATIC AND NON PANCREATIC NEUROENDOCRINE NEOPLASIA

Magi L.¹, Martini I.², Polici M.², Zerunian M.², Rinzivillo M.¹, Landolfi F.², Panzuto F.¹, Annibale B.³, Laghi A.³, Iannicelli E.²

P0135

CLINICAL UTILITY OF DIRECTIONAL EFLOW COMPARED WITH CONTRAST-ENHANCED HARMONIC EUS FOR THE DIFFERENTIAL DIAGNOSIS OF PANCREATIC AND PERIPANCREATIC SOLID MASSESHwang J.S., Ko S.W., So H.S., Oh D.W., Song T.J., Park D.H., Lee S.S., Lee S.K., Kim M.H., Seo D.W.

P0136

ENDOSCOPIC ULTRASOUND-GUIDED SINGLE-PASS FINE NEEDLE BIOPSY USING 25-GAUGE NEEDLES WITH A CORE TRAP FOR DIAGNOSING SMALL PANCREATIC NEUROENDOCRINE TUMORS: MULTICENTER PROSPECTIVE TRIALNebiki H.¹, Kitano M.², Ashida R.³, Kamata K.⁴, Kurita A.⁵, Takaoka M.⁶, Shiomi H.⁷, Ogura T.⁸, Yasuda H.⁹, Asada M.¹⁰, Shigekawa M.¹¹, Kudo M.⁴, Yasukawa S.¹², Yanagisawa A.¹³, Osaka EUS-FNA Study Group

P0137

UNAWERENESS OF HYPOGLYCAEMIA IN PATIENTS WITH INSULINOMANosáková L.¹, Banovcin P.¹, Ďuriček M.¹, Uhrík P.², Hyrdel R.¹

P0138

PROGNOSTIC AND SURVIVAL FACTORS OF INTESTINAL AND PANCREATIC NEUROENDOCRINE TUMORS (IP-NETS): THE EXPERIENCE OF A TERTIARY REFERRAL CENTERSaraiva M.¹, Brozzi L.², Dias E.³, Cardoso H.⁴, Macedo G.⁵

Poster Session

10:30 – 17:00

Poster Exhibition - Hall 7

Endoscopy and Imaging I

P0139

LONG-TERM OUTCOMES OF ENDOSCOPIC SUBMUCOSAL DISSECTION VERSUS LAPAROSCOPIC RESECTION FOR GASTRIC STROMAL TUMORS LESS THAN 2 CMMeng Y., Liu S.

P0140

ENDOSCOPIC MUCOSAL RESECTION IN THE UPPER GASTROINTESTINAL TRACT: 22-YEAR EXPERIENCE IN A SINGLE CENTERFrasca Rodrigues C.¹, Vieira Coelho N.H.², Teixeira C.R.³, Conrado L.³, Coelho N.⁴, Castilho Pinto R.⁵

P0141

TRAINING EFFECT OF ARTIFICIAL INTELLIGENCE IMAGE CLASSIFIER ON THE PERFORMANCES OF JUNIOR ENDOSCOPISTS IN PREDICTING HISTOLOGY OF GASTRIC LESIONSLui T.K.-L.¹, Wong K.K.Y.², Mak L.L.Y.¹, To E.W.P.¹, Tsui V.W.M.¹, Deng Z.³, Guo J.³, Li N.³, Cheung M.K.S.¹, Leung W.K.¹

P0142

THE SEARCH, COAGULATION AND CLIPPING (SCC) METHOD TO PREVENT DELAYED BLEEDING AFTER GASTRIC ENDOSCOPIC SUBMUCOSAL DISSECTIONAzumi M., Takeuchi M., Miida S., Hojo Y., Yoshikawa S., Kohisa J.

P0143

COMPARISON OF RISK SCORING SYSTEMS IN PATIENTS WITH ACUTE VARICEAL UPPER GASTROINTESTINAL BLEEDINGDawoud H.¹, Hakim H.², Goda T.¹, Altonbary A.²

P0144

FORWARD VIEWING LINEAR (FVL) VERSUS CURVED LINEAR-ARRAY (CLA) ECHOENDOSCOPES FOR SAMPLING AND DRAINAGE OF PANCREATIC AND UPPER GI SUB-EPITHELIAL LESIONSSharma P.¹, Baniya R.², Jamil L.³

P0145

HYBRID ENDOSCOPIC SUBMUCOSAL DISSECTION VS CONVENTIONAL ENDOSCOPIC SUBMUCOSAL DISSECTION IN THE TREATMENT OF EARLY GASTRIC NEOPLASMS: A MULTI-CENTER RETROSPECTIVE ANALYSISEsaki M.^{1,2,3}, Suzuki S.^{1,2}, Horii T.^{1,2}, Ichijima R.¹, Kusano C.^{1,2}, Ikehara H.¹, Ihara E.³, Gotoda T.¹

P0146

USEFULNESS OF 3-DIMENSIONAL FLEXIBLE ENDOSCOPY IN THE DIAGNOSIS OF GASTRIC EPITHELIAL NEOPLASIAHiguchi K., Kaise M., Koizumi E., Kirita K., Noda H., Umeda T., Akimoto T., Omori J., Goto O., Iwakiri K.

P0147

COMPLICATIONS OF THE SHARP-POINTED FOREIGN BODY INGESTION: A PREDICTIVE MODELXiao X., Huang Z., Wu H.

P0148

CLINICAL SIGNIFICANCE OF URGENT ENDOSCOPY FOR GASTRODUODENAL PERFORATIONAsayama N., Nagata S., Shigita K., Aoyama T., Fukumoto A., Mukai S.

P0149

LONG-TERM OUTCOMES OF ENDOSCOPIC SUBMUCOSAL DISSECTION FOR UNDIFFERENTIATED EARLY GASTRIC CANCER, BEYOND EXPANDED CRITERIARyu C.B.¹, Lee M.S.², Bae J.Y.³, Lee J.Y.²

P0150

COMPARATIVE STUDY OF ESD AND SURGICAL RESECTION FOR GASTRIC SETS ORIGINATED FROM MUSCULARIS PROPRIARyu C.B.¹, Lee M.S.², Bae J.Y.³

P0151

EFFICACY OF POLYGLYCOLIC ACID SHEETING WITH FIBRIN GLUE FOR GASTROINTESTINAL FISTULAS: A MULTICENTER RETROSPECTIVE STUDY OF THE POLYGLYCOLIC ACID (PGA) STUDY GROUPMatsuura N.¹, Takimoto K.², Tsuji Y.³, Takizawa K.⁴, Morita Y.⁵, Takeuchi Y.¹, Nagami Y.⁶, Hirasawa K.⁷, Araki H.⁸, Yamaguchi N.⁹, Aoyagi H.¹⁰, Matsuhashi T.¹¹, Iizuka T.¹², Saegusa H.¹³, Yamazaki K.¹⁴, Hori S.¹⁵, Mannami T.^{16,17}, Hanaoka N.^{18,19}, Mori H.²⁰, Ono H.⁴, PGA Study Group

P0152

ENDOSCOPIC SUBMUCOSAL DISSECTION USING AN DETACHABLE ROBOTIC ASSISTIVE DEVICE IN A LIVE PORCINE MODELJang S.H.¹, Kim B.G.², Choi H.-S.¹, Lee K.W.¹, Kim S.H.¹, Jeon H.J.¹, Kim S.H.¹, Choi S.J.¹, Kim S.H.¹, Lee J.M.¹, Kim E.S.¹, Keum B.¹, Jeon Y.T.¹, Chun H.J.¹, Kim C.D.¹

P0153

CLINICAL OUTCOMES OF ENDOSCOPIC INCISIONAL THERAPY FOR TREATING BENIGN ESOPHAGEAL STRICTURE: COMPARISON WITH BALLOON DILATION AND STENT PLACEMENT

Pih G.Y., Kim D.H., Na H.K., Lee J.H., Ahn J.Y., Jung K.W., Choi K.D., Song H.J., Lee G.H., Jung H.-Y.

P0154

WHITE LIGHT IMAGING MORPHOLOGICAL FEATURES AND MAGNIFYING ENDOSCOPY WITH NARROW BAND IMAGING FOR THE OPTICAL DIAGNOSIS OF SUPERFICIAL NONAMPULLARY DUODENAL EPITHELIAL TUMORS

Kakushima N., Yoshida M., Takizawa K., Yabuuchi Y., Kawata N., Kishida Y., Ito S., Imai K., Hotta K., Ishiwatari H., Matsubayashi H., Ono H.

P0155

CIRCULARITY IN ENDOSCOPIC ULTRASONOGRAPHY IMAGING AS A USEFUL DIAGNOSTIC INDICATOR OF GASTROINTESTINAL STROMAL TUMOURS: A RETROSPECTIVE ANALYSIS IN 51 GASTRIC CASES

Goto O.^{1,2}, Akimoto T.^{1,2}, Koizumi E.¹, Higuchi K.¹, Noda H.¹, Omori J.¹, Kaise M.¹, Yahagi N.², Iwakiri K.¹

P0156

ROLE OF ENDOSCOPY IN SUSPICION OF ATROPHIC GASTRITIS WITH AND WITHOUT INTESTINAL METAPLASIA IN COMPARISON TO HISTOPATHOLOGY

Ibrahim Mohamed H.¹, Ahmed Sakr A.², Shams El Dein Mohamed A.³, A. Kasemy Z.⁴, Saad Hassan M.⁵

P0157

THE APPLICATION OF ARTIFICIAL INTELLIGENCE USING A CONVOLUTIONAL NEURAL NETWORK FOR DETECTING HEAD AND NECK CANCER IN ENDOSCOPIC IMAGES

Yamaguchi K.^{1,2}, Kawada K.^{1,2}, Aoyama K.³, Matsui T.^{1,2}, Okada T.^{1,2}, Hoshino A.^{1,2}, Tokairin Y.^{1,2}, Nakajima Y.^{1,2}, Kinugasa Y.², Kumagai Y.⁴, Tada T.⁵

P0158

ENDOSCOPIC GRADING OF GASTRIC INTESTINAL METAPLASIA (EGGIM) USING NARROW BAND IMAGING ENDOSCOPY WITH NON-MAGNIFIED AND MAGNIFIED OBSERVATION

Kawamura M., Kikuchi T., Nagasaki F., Nomura E., Suzuki N., Hiratsuka T., Oyama H.

P0159

PREVENTIVE EFFECT OF PPIs ALONE, PPIs PLUS CYTOPROTECTIVE AGENT, AND H2RA PLUS CYTOPROTECTIVE AGENT ON BLEEDING AFTER ENDOSCOPIC SUBMUCOSAL DISSECTION: A PROSPECTIVE RANDOMIZED CONTROLLED TRIAL

Lee J.Y., Jang J.S.

P0160

OPPORTUNISTIC DETECTION OF OESOPHAGOGASTRIC NEOPLASTIC AND PRE-NEOPLASTIC LESIONS DURING SCREENING COLONOSCOPY PROGRAM - A WORTHWHILE STRATEGY?

Lau W.L.J.¹, Khoo M.J.W.², Leong X.H.², Lim T.Z.³, Shabbir A.⁴, Yeoh K.-G.⁵, Koh C.J.⁵, So J.B.Y.⁴

P0161

PERORAL ENDOSCOPIC MYOTOMY AS RESCUE-THERAPY AFTER INEFFECTIVE HELLER MYOTOMY: A SINGLE CENTRE RETROSPECTIVE EXPERIENCE

Quarta Colosso B.M., Shimamura Y., Ikeda H., Abad M.R.A., Nishikawa Y., Ueno A., Tanabe M., Sumi K., Tomida H., Onimaru M., Inoue H.

P0162

ESOPHAGEAL CLEANSING BEFORE POEM - A SIMPLE AND EFFECTIVE TECHNIQUE

Desai P.N.¹, Kabrawala M.V.², Patel C.³

P0163

NARROW-BAND-IMAGING: A RELIABLE INDICATOR OF GASTRIC DYSPLASIA

Magalhaes R.^{1,2,3}, Boal Carvalho P.^{2,3,4}, Rosa B.^{2,3,4}, Cotter J.^{2,3,4}

P0164

ENDOSCOPIC SUBMUCOSAL DISSECTION OF THE OESOPHAGUS AND OESOPHAGOGASTRIC JUNCTION FOR EARLY NEOPLASIA: WILL IT BE THE FUTURE?

Félix C., Mendo R., Pereira I., Rodrigues J.P., Barreiro P., Chagas C.

P0165

A STUDY OF IMPROVING IMAGE PROCESSING TO REDUCE COLOR NOISES IN OXYGEN SATURATION IMAGING ENDOSCOPY

Nishihara K.¹, Hori K.¹, Saito T.², Omori T.², Yoda Y.¹, Sunakawa H.¹, Minamide T.¹, Suyama M.¹, Yamamoto Y.¹, Shinmura K.¹, Ikematsu H.¹, Yano T.¹

P0166

COMPARISON BETWEEN ENDOSCOPIC BAND LIGATION AND ARGON PLASMA COAGULATION FOR THE TREATMENT OF GASTRIC ANTRAL VASCULAR ECTASIA: A SYSTEMATIC REVIEW WITH META-ANALYSIS

Cubisino R.¹, Losurdo G.¹, Scalisi G.², Perri F.³

P0167

ROBOT CONTROLLED MAGNET-ASSISTED CAPSULE GASTROSCOPY IS BETTER TOLERATED AND ACCEPTED BY PATIENTS THAN FLEXIBLE GASTROSCOPY

Tai F.W.D.¹, Ching H.L.¹, McAlindon M.²

P0168

ENDOSCOPIC ULTRASOUND-GUIDED GASTRO-ENTERIC ANASTOMOSIS: A SYSTEMATIC REVIEW AND META-ANALYSIS

Antonelli G.¹, Kovacevic B.², Gasdal Karstensen J.³, Kalaitzakis E.^{2,4}, Vanella G.¹, Hassan C.⁵, Vilmann P.²

P0169

ENDOSCOPIC AND CLINICOPATHOLOGICAL FEATURES OF NON-AMPULLARY DUODENAL TUMOR BASED ON THE MUCIN PHENOTYPES

Akazawa Y.¹, Ueyama H.¹, Tsuyama S.², Abe D.¹, Oki S.¹, Suzuki N.¹, Ikeda A.¹, Yatagai N.¹, Komori H.¹, Izumi K.¹, Takeda T.¹, Matsumoto K.¹, Ueda K.¹, Matsumoto K.¹, Asaoka D.¹, Mariko H.¹, Yao T.², Nagahara A.¹

P0170

COMPARISON OF MEDICAL COST BETWEEN DUODENAL AND GASTRIC ESD

Mizutani M.^{1,2}, Kato M.^{1,2}, Tsutsumi K.², Kiguchi Y.², Akimoto T.², Takatori Y.², Fukuhara S.³, Nakayama A.², Maehata T.², Kanai T.¹, Yahagi N.²

P0171

DRUG ADMINISTRATION WITH PERCUTANEOUS ENDOSCOPIC GASTROEJUNOSTOMY: A NOVEL TREATMENT OPTION FOR PARKINSON'S DISEASEYamashita K.¹, Tsuboi Y.², Fujioka S.², Okada H.¹, Mishima T.², Shiwaku H.¹, Ohmiya T.¹, Hasegawa S.¹

P0172

POSTOPERATIVE BLEEDING RISK AFTER GASTRIC ENDOSCOPIC SUBMUCOSAL DISSECTION DURING ANTITHROMBOTIC THERAPY

Yamauchi K., Nagahara T., Suto K., Seki H., Yasuhara H., Jinno H., Moriya A., Nakatsu M., Ando M.

P0173

SAFETY AND DURABILITY OF PEG-J: A SINGLE-CENTRE EXPERIENCECococcia S.¹, De Grazia F.², Rovedatti L.³, Agazzi S.⁴, Bardone M.⁵, Lenti M.V.⁶, Pozzi L.⁷, Strada E.⁵, Di Sabatino A.⁸

P0174

LANREOTIDE AND ENDOSCOPIC GASTROSTOMY IN INTESTINAL OCCLUSION FROM GYNAECOLOGICAL CANCERS: AVIANO NATIONAL CANCER INSTITUTE EXPERIENCECannizzaro R.¹, Giorda G.², Fornasari M.¹, Maiero S.¹, Magris R.¹, Visintin A.¹, Guarnieri G.¹, Canton E.³, Martella L.⁴

P0175

RISK FACTORS FOR BACTEREMIA AFTER LOW RISK ENDOSCOPIC PROCEDURES WITH A FOCUS ON NEUTROPENIAIsenberg Y.¹, Zamstein N.², Horesh N.³, Bar-Yoseph H.⁴

P0177

FULL-FIELD OPTICAL COHERENCE TOMOGRAPHY OF THE NORMAL DIGESTIVE MUCOSA: A PROMISING TOOL FOR THE STUDY OF THE DIGESTIVE BARRIERQuénéhervé L.^{1,2}, Olivier R.^{2,3}, Mosnier J.-F.⁴, Brochard C.^{2,5}, Bossard C.⁴, Neunlist M.², Coron E.^{1,2}

P0179

LOW RESIDUE DIET DURING 3 DAYS VERSUS 1 DAY IN PREPARATION FOR COLONOSCOPY FOR POPULATION SCREENING OF COLORECTAL CANCER: NONINFERIORITY RANDOMIZED CLINICAL TRIALMachlab S.¹, Brunet E.¹, Martínez-Bauer E.¹, López P.², García-Iglesias P.^{1,3}, Lira A.¹, Puig-Diví V.¹, Junquera F.¹, Brullet E.¹, Selva A.², Oliva J.C.⁴, Calvet X.^{1,3}, Campo R.^{1,3}

P0180

THE UTILITY OF SELF-EXPANDABLE METALLIC STENT AS A BRIDGE TO SURGERY AGAINST MALIGNANT COLORECTAL OBSTRUCTION

Akabane M., Kuroda T., Nagaoki Y., Fukuhara T., Hirata D., Tamura T.

P0181

ADENOMA DETECTION WITH CHROMO-ENDOSCOPY USING ORAL INDIGO CARMINE

Kawanishi K., Maekita T., Kitano M.

P0182

A 10-YEAR EXPERIENCE WITH BOWEL PREPARATION: PREDICTORS AND COLONOSCOPY OUTCOMES OF INADEQUATE BOWEL CLEANSING. A LARGE COHORT STUDYAbu Baker F.¹, Mari A.², Gal O.¹, Suki M.¹, Ovadia B.¹, Kopelman Y.¹

P0183

FEASIBILITY AND SAFETY OF ENDOSCOPIC SUBMUCOSAL DISSECTION FOR RECURRENT RECTAL LESIONS THAT AFTER TRANSANAL ENDOSCOPIC MICROSURGERYIkezawa N.¹, Toyonaga T.², Tanaka S.², Nakano Y.¹, Ishida T.³, Yoshihara T.⁴, Uraoka M.⁴, Takao T.¹, Morita Y.¹, Umegaki E.¹, Suzuki N.⁵, Haji A.⁶, Kodama Y.¹

P0184

FACTORS INVOLVED IN ENDOSCOPISTS' CHOICE FOR PROPHYLACTIC CLIPPING AFTER EMR TO PREVENT DELAYED BLEEDING: A DISCRETE CHOICE EXPERIMENTTuran A.¹, Didden P.², Siersema P.D.¹, Van Geenen E.J.M.¹

P0185

EFFICACY OF COUNTER TRACTION USING A CLIP WITH A LOOPED THREAD FOR COLORECTAL ENDOSCOPIC SUBMUCOSAL DISSECTION

Indo N., Anami T., Kitamura Y., Watanabe A.

P0186

AN INTERNATIONAL SURVEY OF UPTAKE AND BARRIERS FOR IMPLEMENTATION OF THE RESECT AND DISCARD STRATEGYWillems P.^{1,2}, Diinbachian R.^{2,3}, Ditisheim S.^{2,4}, Orkut S.⁵, Pohl H.⁶, Barkun A.N.⁷, Bouin M.^{2,4}, Faulques B.^{2,4}, von Renteln D.^{2,4}

P0187

THE CLINICAL OUTCOMES OF ENDOSCOPIC RESECTION FOR LOCAL RECURRENCE CASES RESECTED BY CFP IN PATIENTS WITH DIMINUTIVE POLYPSKuwai T.¹, Yamada T.², Toyokawa T.³, Iwase H.⁴, Kudo T.⁵, Esaka N.⁶, Kagaya T.⁷, Yamashita H.⁸, Hosoda Y.⁹, Watanabe N.¹⁰, Harada N.¹¹

P0188

SCREENING COLONOSCOPY FINDINGS AND COMPLICATIONS IN A MULTI-CENTER STUDY IN THE UNITED STATESDominitz J.^{1,2}, Robertson D.^{3,4}, Ahnen D.J.⁵, Beed A.⁶, Boardman K.⁷, Del Curto B.⁷, Guarino P.⁸, Imperiale T.⁹, Johnson G.⁶, Kyriakides T.⁶, LaCasse A.³, Larson M.¹, Lieberman D.^{10,11}, Provenzale D.^{12,13}, Shaikat A.¹⁴, Sultan S.¹⁴, Planeta B.⁶, CONFIRM Study Investigators

P0189

USEFULNESS AND SAFETY OF COLORECTAL HYBRID ESD AND PRECUTTING EMR USING A NOVEL MULTIFUNCTIONAL SNARE FOR SSPS

Tamaru Y., Kuwai T., Moriuchi R., Wada K., Konishi H., Tao K., Miura R., Kusunoki R., Yamaguchi A., Kouno H., Kohno H.

P0190

COLON CLEANSING EFFICACY AND SAFETY OF 1L NER1006 IN PATIENTS WITH MILD TO MODERATE RENAL IMPAIRMENT: POST HOC ANALYSIS OF RANDOMISED PHASE 3 CLINICAL TRIALSAlvarez Gonzalez M.A.¹, Mokashi S.², Hassan C.³

P0191

FEASIBILITY OF ILEAL INTUBATION IN COLONOSCOPY WITH ENDOCUFF: A PROSPECTIVE OPEN LABEL COMPARISON

Sawatzki M., Borovicka J., Baumeler S.

P0192

1L NER1006 IMPROVES HIGH-QUALITY COLON CLEANSING VERSUS STANDARD BOWEL PREPARATIONS: POST HOC ANALYSIS OF PHASE 3 CLINICAL TRIALS USING REAL-WORLD CLEANSING ASSESSMENT BY SITE ENDOSCOPISTS
Gschossmann J.¹, Amlani B.², Repici A.³

P0193

UNDERWATER ENDOSCOPIC MUCOSAL RESECTION IMPROVES RO RESECTION RATE OF 10-20-MM COLORECTAL POLYPS: RESULTS OF A MULTICENTER RANDOMIZED CONTROLLED TRIAL
Kawamura T.¹, Uedo N.², Yamashina T.^{2,3}, Akasaka T.^{2,4}, Iwatsubo T.², Nakatani Y.⁵, Akamatsu T.⁵, Takeuchi Y.², Fujii S.⁶, Kusaka T.⁶, Shimokawa T.⁷

P0194

PREDICTION OF COLON ADENOMA PATHOLOGY BY APPLICATION OF ARTIFICIAL INTELLIGENCE
Choi S.J.¹, Kim E.S.¹, Kim Y.J.², Choi K.², Kim S.¹, Lee K.W.¹, Jeon H.J.¹, Kim S.H.¹, Jang S.¹, Kim S.H.¹, Lee J.M.¹, Choi H.S.¹, Keum B.¹, Jeon Y.T.¹, Lee H.S.¹, Chun H.J.¹, Kim C.D.¹

P0195

USEFULNESS OF MAGNIFYING NARROW-BAND IMAGING ENDOSCOPY AND MAGNIFYING CHROMOENDOSCOPY FOR DIAGNOSIS OF SESSILE SERRATED ADENOMA/POLYP WITH DYSPLASIA/CARCINOMA
Murakami T.¹, Sakamoto N.¹, Fukushima H.¹, Ueyama H.¹, Matsumoto K.¹, Shibuya T.¹, Yao T.², Nagahara A.¹

P0196

EFFECTIVENESS AND TOLERABILITY OF VERY-LOW-VOLUME PREPARATION FOR COLONOSCOPY: A PROSPECTIVE, MULTICENTER OBSERVATIONAL STUDY
Maida M.F.¹, Morreale G.¹, Sinagra E.², Sferrazza S.³, Manganaro M.¹, Scalisi G.⁴, Schillaci D.⁵, Vettori G.³, Conoscenti G.², Di Bartolo C.⁴, Garufi S.¹, Virgilio C.M.⁴, Camilleri S.¹, Quality in Colonoscopy (QUIC) Study Group

P0198

A MULTIFUNCTIONAL SNARE: A NEW APPROACH FOR HYBRID ENDOSCOPIC SUBMUCOSAL DISSECTION IN PORCINE MODEL
Cai M.¹, Zhu Y.², Zhou P.³

P0199

FACTORS ASSOCIATED WITH ADEQUATE BOWEL PREPARATION: OBSERVATIONS FROM THE EUROPEAN COLONOSCOPY QUALITY INVESTIGATION QUESTIONNAIRE
Amaro P.¹, Agrawal A.², Brink L.³, Fischbach W.⁴, Hünger M.⁵, Jover R.⁶, Urpo K.⁷, Koulaouzidis A.⁸, Ono A.⁹, Patai Á.¹⁰, Pecere S.^{11,12}, Petruzzello L.^{11,12}, Toth E.¹³, Riemann J.F.^{14,15}, Amlani B.¹⁶, Spada C.¹⁷

P0200

ENDOSCOPIC MANAGEMENT OF NON-DIMINUTIVE POLYPS: OBSERVATIONS FROM THE EUROPEAN COLONOSCOPY QUALITY INVESTIGATION QUESTIONNAIRE
Amaro P.¹, Agrawal A.², Brink L.³, Fischbach W.⁴, Fuccio L.⁵, Hünger M.⁶, Kinnunen U.⁷, Koulaouzidis A.⁸, Ono A.⁹, Petruzzello L.^{10,11}, Toth E.¹², Riemann J.F.^{13,14}, Amlani B.¹⁵, Spada C.¹⁶, on Behalf of the ECQI Group

P0201

SESSILE SERRATED LESIONS DETECTION WITH ENDOCUFF-ASSISTED COLONOSCOPY - A RANDOMIZED CONTROLLED TRIAL
Costa Santos M.P., Palmela C., Gouveia C., Gomes C., Roque Ramos L.M., Fidalgo C., Nunes J., Loureiro R., Barjas E., Oliveira H., Torres J., Cravo M., Oliveira Ferreira A.

P0202

ASSOCIATION OF PATIENT FACTORS WITH FLAT AND PROTRUDED LESION REPORTING: OBSERVATIONS FROM THE EUROPEAN COLONOSCOPY QUALITY INVESTIGATION QUESTIONNAIRE
Toth E.¹, Amaro P.², Agrawal A.³, Brink L.⁴, Fischbach W.⁵, Fuccio L.⁶, Hünger M.⁷, Kinnunen U.⁸, Koulaouzidis A.⁹, Ono A.¹⁰, Petruzzello L.^{11,12}, Riemann J.F.^{13,14}, Amlani B.¹⁵, Spada C.¹⁶, on Behalf of the ECQI Group

P0203

¿IS ADENOMA DETECTION RATE INCREASING IN PATIENTS YOUNGER THAN AGE 50?
Wonaga A., Gutierrez B., Cassella F., Graciano J., Fernandez J.L., Viola L.A.

P0204

SALINE-IMMERSION THERAPEUTIC ENDOSCOPY (SITE) COMBINED WITH THE POCKET-CREATION METHOD (PCM) FOR ENDOSCOPIC SUBMUCOSAL DISSECTION (ESD) OF GASTRIC AND COLORECTAL LESIONS: EXPERIENCE FROM A TERTIARY REFERRAL CENTRE IN LONDON
Despott E.J., Coppo C., Lazaridis N., Costa D., Koukias N., Murino A.

P0205

EFFICACY, SAFETY AND RESECTION OUTCOMES OF ENDOSCOPIC SUBMUCOSAL DISSECTION FOR THE TREATMENT OF SUPERFICIAL COLORECTAL NEOPLASIA IN AN ENDOSCOPY REFERRAL CENTER
Fiori G., Bravi I., Ravizza D., Trovato C., De Roberto G., Giunta M., Crosta C.

P0206

RECTAL RETROFLEXION: IS IT REALLY NECESSARY?
Giunta M., Tamayo D., Trovato C.M., Ravizza D., Bravi I., de Roberto G., Fiori G., Crosta C.

P0207

ASSOCIATION OF ASPECTS OF PROCEDURE WITH REPORTING OF FLAT AND PROTRUDED LESIONS: OBSERVATIONS FROM THE EUROPEAN COLONOSCOPY QUALITY INVESTIGATION QUESTIONNAIRE
Ono A.¹, Amaro P.², Agrawal A.³, Brink L.⁴, Fischbach W.⁵, Fuccio L.⁶, Hünger M.⁷, Kinnunen U.⁸, Koulaouzidis A.⁹, Petruzzello L.^{10,11}, Riemann J.F.^{12,13}, Toth E.¹⁴, Amlani B.¹⁵, Spada C.¹⁶, on Behalf of the ECQI Group

P0209

TIME PLANNING AND LEARNING CURVE OF ENDOSCOPIC SUBMUCOSAL DISSECTION IN THE COLORECTUM: RESULTS FROM AN EXPERT WESTERN CENTER
Dang H., Dang Q., van der Kraan J., Dekkers N., Hommel D.W., Langers A.M.J., Hardwick J.C.H., Boonstra J.J.

P0210

OUT OF HOUR COLONOSCOPY; IS THE QUALITY AS GOOD AS IN HOUR COLONOSCOPY?
Afify S.^{1,2}, Archer T.¹, Thoufeeq M.¹, El Desouky E.³

P0211

COMPARING THE SAFETY AND EFFICACY OF COLD SNARE POLYPECTOMY FOR SMALL COLORECTAL NEOPLASMS TO EMR AND CONVENTIONAL POLYPECTOMYBensuleiman Y.¹, Ikezawa N.², Kado T.¹, Andou J.¹, Ishida T.¹, Furumatu K.¹, Toume M.¹, Kazunari S.¹, Yukako M.¹, Kohashi S.¹, Tanaka T.¹, Nakai T.¹, Oonishi K.¹, Yoshida S.¹

P0212

USE OF ENTEROSCOPE WITHOUT THE OVERTUBE IN INCOMPLETE COLONOSCOPIESPurchiaroni F.¹, Conti S.², Valerii G.², Costamagna G.², Riccioni M.E.²

P0213

DIFFERENT RISK FACTORS FOR DELAYED POSTPOLYPECTOMY BLEEDING IN PATIENTS WITH A SINGLE POLYPECTOMY VERSUS MULTIPLE POLYPECTOMIES DURING A ONE-TIME COLONOSCOPYChen C.-W.¹, Lin W.-R.¹, Chiu C.-T.²

P0214

CLINICAL AND PATHOLOGICAL CHARACTERISTICS OF ADENOMATOUS POLYPS IN LYNCH SYNDROMEHatamori H., Chino A., Ide D., Saito S.

P0217

ARTIFICIAL INTELLIGENCE-ASSISTED POLYP DETECTION FOR COLONOSCOPYMochizuki K.¹, Kudo S.¹, Misawa M.¹, Mori Y.², Ogawa Y.³, Maeda Y.¹, Takeda K.¹, Matsudaira S.¹, Ichimasa K.¹, Nakamura H.¹, Ishigaki T.³, Toyoshima N.¹, Kudo T.¹, Hisayuki T.¹, Hayashi T.¹, Wakamura K.¹, Baba T.¹, Ishida F.¹, Itoh H.⁴, Mori K.⁴

P0218

ENDOCYTOLOGY COMBINED WITH NARROW-BAND IMAGING FOR PREDICTION OF CLINICAL RELAPSE IN PATIENTS WITH ULCERATIVE COLITISMaeda Y.¹, Kudo S.-E.², Ogata N.², Mori Y.², Misawa M.², Ogawa M.², Ogawa Y.³, Ichimasa K.², Nakamura H.², Kudo T.², Hayashi T.⁴, Wakamura K.², Inoue H.⁵, Ohtsuka K.⁶

P0219

ENDOSCOPIC SUBMUCOSAL DISSECTION FOR RECTAL NEOPLASIA: SAFETY AND EFFICACY IN A EUROPEAN CENTREFélix C., Mendo R., Pereira I., Chivia J., Rodrigues J.P., Barreiro P., Chagas C.

P0220

THE ACCURACY OF WAVSTAT VERSION 4 OPTICAL BIOPSY FORCEPS IN CHARACTERIZING COLORECTAL POLYPS LESS THAN 10 MM: A PROSPECTIVE BLINDED STUDYSin C.W.¹, Mohammed N.², Sood R.³, Venkatachalapathy S.V.⁴, Abid F.⁵, Burr N.⁶, Luthra P.⁷, Meadows J.⁸, Carbonell J.⁹, Rotimi O.⁹, Subramanian V.¹⁰

P0221

AN EXCLUSIVE PERFORMANCE VALIDATION ON LATERALLY SPREADING TUMOR AND SESSILE SERRATED ADENOMA IN COLONOSCOPY IMAGES AND VIDEOS OF DEEP LEARNING POLYP DETECTION SYSTEMZhou G.¹, Liu X.¹, Berzin T.M.², Glissen Brown J.R.², Li L.¹, Zhou C.¹, Guo Z.¹, Lei L.¹, Xiong F.¹, Pan Y.¹, Wang P.¹

P0222

CLINICAL SIGNIFICANCE OF FAMILY HISTORY OF COLORECTAL CANCER IN FIRST-DEGREE RELATIVES AS A RISK FACTOR FOR ADVANCED COLORECTAL NEOPLASIA IN ASYMPTOMATIC SCREENED POPULATIONS AGED 40 TO 54 YEARS AND 55 TO 69 YEARSSekiguchi M.^{1,2,3}, Nakamura K.^{1,2}, Kakugawa Y.², Tomizawa Y.⁴, Saito Y.², Matsuda T.^{1,2,3}

P0223

DIAGNOSTIC YIELD OF EARLY SURVEILLANCE AFTER INADEQUATE BOWEL PREPARATION ON SCREENING COLONOSCOPYBaile Maxía S., Medina Prado L., Mangas Sanjuan C., Compañy Catalá L., Ruiz Gómez F., Aparicio Tormo J.R., Martínez Sempere J., Casellas Valdes J.A., Jover Martínez R.

P0224

ACHIEVEMENT OF EUROPEAN SOCIETY OF GASTROINTESTINAL ENDOSCOPY PERFORMANCE MEASURES: OBSERVATIONS FROM THE EUROPEAN COLONOSCOPY QUALITY INVESTIGATION QUESTIONNAIRESpada C.¹, Agrawal A.², Amaro P.³, Brink L.⁴, Fischbach W.⁵, Hünger M.⁶, Jover R.⁷, Kinnunen U.⁸, Koulaouzidis A.⁹, Ono A.¹⁰, Patai Á.¹¹, Pecere S.^{12,13}, Petruzziello L.^{12,13}, Toth E.¹⁴, Amlani B.¹⁵, Riemann J.F.^{16,17}

P0225

THE SIGNIFICANCE OF CLOSURE OF THE MUCOSAL DEFECT AFTER COLORECTAL ENDOSCOPIC SUBMUCOSAL DISSECTIONTakita M., Ohata K., Nobuyuki M.

P0226

ENDOBILIARY RADIOFREQUENCY ABLATION FOR REFRACTORY BENIGN STRICTURE: A PILOT BICENTRIC STUDYPrivat J.¹, Donatelli G.², Demmak H.¹, Keita A.¹

P0227

ASSESSMENT OF ERCP USING A SHORT-TYPE SINGLE-BALLOON ENTEROSCOPE FOR PATIENTS WITH SURGICALLY ALTERED GASTROINTESTINAL ANATOMYTanisaka Y., Ryozawa S., Mizuide M., Harada M., Fujita A., Ogawa T.

P0228

TO CUT OR NOT TO CUT - CLINICAL EFFICACY OF ENDOSCOPIC SPHINCTEROTOMY IN RECURRENT ACUTE PANCREATITIS FROM FUNCTIONAL BILIARY SPHINCTER OF ODDI DISORDER - A SYSTEMATIC REVIEW AND META-ANALYSISChandan S.¹, Mashiana H.¹, Mohan B.², Dhindsa B.³, Braseth A.⁴, Sayles H.⁵, Jha L.¹, Singh S.¹, Adler D.⁶

P0230

ASSESSMENT OF THE HOUSE CLASSIFICATION FOR GRADING ENDOSCOPIC RETROGRADE CHOLANGIOPANCREATOGRAPHY COMPLEXITYLeal T., Gonçalves B.M., Ferreira A., Costa R.S., Arroja B., Gonçalves R.

P0231

ENDOSCOPIC TREATMENT STRATEGIES FOR BILIARY JEJUNAL ANASTOMOTIC STENOSISHosono K., Kurita Y., Hasegawa S., Sato T., Kubota K., Nakajima A.

P0232

A RETROSPECTIVE ANALYSIS TO ASSESS THE IMPORTANCE OF DOING A BILIARY SPHINCTEROTOMY AS A METHOD TO INCREASE AND SIMPLIFY CANNULATION SUCCESS RATE OF THE MAIN PANCREATIC DUCT

Desai P.N.¹, Kabrawala M.V.², Patel C.³, Bhatt K.³, Mangukiya D.³, Surat Institute Of Digestive Sciences

P0234

DETECTION OF APNEA EPISODE USING NOVEL MAINSTREAM CAPNOGRAPHY SYSTEM IS FEASIBLE DURING EUS AND ERCP-RELATED PROCEDURE WITH CO₂ INSUFFLATION: A RETROSPECTIVE STUDY

Iwasaki E.¹, Takimoto Y.¹, Minami K.¹, Noda M.¹, Tamagawa H.¹, Katayama T.¹, Kawasaki S.¹, Seino T.¹, Horibe M.¹, Fukuhara S.², Masaoka T.¹, Ogata H.², Kanai T.¹

P0235

VALUE OF PANCREATIC JUICE CYTOLOGY USING ENDOSCOPIC RETROGRADE PANCREATOGRAPHY IN PATIENTS SUSPECTED OF MALIGNANT INTRADUCTAL PAPILLARY MUCINOUS NEOPLASM

Yokode M., Hanada K., Kurihara K., Shimizu A., Minami T.

P0236

EHL FOR BILE DUCT STONES UNDER DIRECT CHOLANGIOSCOPY WITH SBE IN PATIENTS WITH SURGICALLY ALTERED ANATOMY

Kida M.¹, Haegawa R.², Kaneko T.², Yamauchi H.², Iwai T.¹, Okuwaki K.², Imazumi H.¹

P0238

DIAGNOSTIC UTILITY OF A NEW ENDOSCOPIC SCRAPER FOR BILIARY STRICTURES

Akao J., Itoh T., Nagao K., Tahara J., Takayama Y., Shimizu K., Tokushige K.

P0239

RADIATION EXPOSURE DOSE OF ERCP: A SINGLE-CENTER RETROSPECTIVE STUDY

Hayashi S.^{1,2}, Nishida T.¹, Chang L.¹, Kuriki S.¹, Aochi K.¹, Meren E.¹, Sakamoto T.¹, Higaki Y.¹, Tomita R.¹, Osugi N.¹, Sugimoto A.¹, Takahashi K.¹, Nakamatsu D.¹, Matsumoto K.¹, Mukai K.¹, Yamamoto M.¹, Fukui K.¹, Inada M.¹

P0240

HYDRATION WITH LACTATED RINGER'S SOLUTION COMBINED WITH RECTAL DICLOFENAC IN THE PREVENTION OF PANCREATITIS AFTER ENDOSCOPIC RETROGRADE CHOLANGIOPANCREATOGRAPHY

Del Olmo Martinez L.¹, Velayos Jiménez B.², Almaraz Gomez A.³

P0241

EVALUATION OF A NEW METAL BILIARY STENT OF 12-MM DIAMETER: A CASE CONTROL STUDY

Decoster C.¹, Caillol F.¹, Pesenti C.¹, Ratone J.P.¹, Zemmour C.², Bories E.¹, Winkler J.¹, Debourdeau A.¹, Giovannini M.¹

P0242

LAPARO-ENDOSCOPIC RENDEZ-VOUS MANAGEMENT OF GALLSTONES AND COMMON BILE DUCT STONES: A LARGE CASE SERIES

Lauri A.¹, Lattanzio R.², Vittorini V.³, Navarra L.³, Caterino G.³, Rando G.¹

P0243

ENDOSCOPIC RETROGRADE CHOLANGIOPANCREATOGRAPHY (ERCP) IN ACUTE BILIARY PANCREATITIS (ABP)

Tag-Adeen M.¹, Shahat K.², Mahmoud H.S.³, Abdel-Shafey M.⁴

P0244

A POPULATION-BASED ANALYSIS: WHO DOES RECTAL INDOMETHACIN IN POST-ERCP PANCREATITIS HELP?

Syed A.^{1,2}, Thakkar S.³, Farah K.¹, Dhawan M.¹, Kulkarni A.¹, Kochhar G.⁴

P0245

ENDOSCOPIC SPHINCTEROTOMY FOLLOWED BY LARGE BALLOON DILATION IN THE EXTRACTION OF LARGE CHOLEDOCHOLITHIASIS

Del Olmo Martinez L.¹, Velayos Jiménez B.², Almaraz A.³

P0246

EVALUATION OF A NOVEL, NON-FLUOROSCOPIC, ALL-ARTIFICIAL MODEL FOR ENDOSCOPIC ULTRASOUND GUIDED BILIARY DRAINAGE TRAINING (TAGE-2)

Siripun A.¹, Chantarojanasiri T.², Ratanachuek T.³, Kongkam P.⁴, Thai Association for Gastrointestinal Endoscopy (TAGE)

P0247

ENDOSCOPIC BAND LIGATION WITHOUT RESECTION OF SMALL SIZED SUBEPITHELIAL TUMORS: RESULTS IN SHORT-MEDIUM FOLLOW UP TERM OF A MULTICENTER PROSPECTIVE STUDY (BANDING-SET)

Bas-Cutrina F.¹, Consiglieri C.F.², Loras C.³, Huertas C.⁴, Ballester R.⁵, Guarner-Argente C.⁶, Pardo A.⁷, Andújar X.³, Albert M.⁴, González-Huix F.⁵, Gornals J.B.¹

P0248

THE SAFETY AND THE EFFICACY OF SINGLE-SESSION ESOPHAGOGASTRODUODENOSCOPY AND ENDOSCOPIC ULTRASOUND USING NEWLY DEVELOPED ENDOSCOPE: A PROSPECTIVE INTERVENTION STUDY

Uchida D.¹, Kato H.², Matsumoto K.², Matsumi A.², Saragai Y.², Tomoda T.², Horiguchi S.², Okada H.²

P0249

THE TWIST-NEEDLE - A NEW CONCEPT FOR ENDOSCOPIC ULTRASOUND-GUIDED FINE NEEDLE-BIOPSY

Hann A.¹, Walter B.¹, Epp S.¹, Ayoub Y.², Meining A.¹

P0250

DOES ENDOSCOPIC ULTRASOUND-GUIDED FINE NEEDLE BIOPSY USING A FRANSEEN NEEDLE REALLY OFFER HIGH DIAGNOSTIC ACCURACY AND POOR PUNCTURE PERFORMANCE?

Fujita A., Ryozawa S., Mizuide M., Tanisaka Y., Harada M., Ogawa T.

P0251

THE SENSITIVITY AND NEGATIVE PREDICTIVE VALUE OF EUS-FNA OF PANCREATIC MASSES IN PRACTICE: CAN WE RULE OUT PANCREATIC CANCER?

Faigel D., Pannala R., Nguyen C., Villa N., Fukami N.

P0252

THE DIAGNOSTIC ACCURACY OF ENDOSCOPIC ULTRASOUND VERSUS ENDOSCOPIC RETROGRADE CHOLANGIOPANCREATOGRAPHY IN EVALUATING COMMON BILE DUCT DILATATION OF UNDETERMINED ETIOLOGY DETECTED BY ABDOMINAL ULTRASOUND

A. Faheem H.¹, Helal E.¹, Abdel Aziz A.², El-Ansary M.³, Darwish El-Talkawy M.³, Ragab K.³, Abd El-Hameed M.³, Gamal A.³, Ibrahim M.³, Fayed M.²

P0253

PROPHYLACTIC ENDOSCOPIC ULTRASOUND GUIDED GALLBLADDER DRAINAGE IN PATIENTS WITH UNRESECTABLE MALIGNANT BILIARY OBSTRUCTION AND CYSTIC DUCT ORIFICE INVOLVEMENT: A RANDOMIZED CONTROL TRIAL

Robles-Medrandra C., Oleas R., Olmos J., Nebel J., Puga-Tejada M., Baquerizo-Burgos J., Pitanga-Lukashok H.

P0254

ENDOSCOPIC ULTRASOUND GUIDED THERAPY IS SUPERIOR TO ENDOSCOPIC THERAPY FOR GASTRIC VARICEAL BLEEDING: A SYSTEMATIC REVIEW AND COMPARATIVE META-ANALYSIS

Mohan B.¹, Chandan S.², Khan S.³, Dosala S.³, Trakaroo S.⁴, Kassab L.⁵, Ponnada S.⁶, Asokkumar R.⁷, Adler D.⁸

P0255

EUS-GUIDED TISSUE ACQUISITION IN CHRONIC PANCREATITIS: DIFFERENTIAL DIAGNOSIS BETWEEN PANCREATIC CANCER AND PSEUDOTUMORAL MASSES USING EUS-FINE NEEDLE ASPIRATION OR CORE BIOPSY

Grassia R.¹, Imperatore N.², Capone P.³, Cereatti F.⁴, Forti E.⁵, Antonini F.⁶, Tanzi G.P.⁷, Martinotti M.⁸, Buffoli F.⁹, Mutignani M.¹⁰, Macarri G.¹¹, Manes G.¹², Vecchi M.¹³, De Nucci G.¹⁴

P0256

HIGH PERFORMANCE OF A NEW FRANSEEN NEEDLE FOR ENDOSCOPIC ULTRASOUND-GUIDED FINE-NEEDLE BIOPSY IN SOLID LESIONS: A MULTICENTER STUDY

De Nucci G.¹, del Vecchio Blanco G.², Amato A.³, Forti E.⁴, Mezzi G.S.⁵, Mogavero G.^{6,7}, Mandelli E.D.⁸, Manes G.⁸

P0257

EUS-GUIDED THROUGH-THE-NEEDLE MICROFORCEPS BIOPSY FOR THE DIAGNOSIS OF PANCREATIC CYSTIC LESIONS: HOW MANY SPECIMENS SHOULD BE RETRIEVED?

Crinò S.F.¹, Bernardoni L.¹, Brozzi L.¹, Barresi L.², Malleo G.³, Salvia R.³, Marchegiani G.³, Frulloni L.¹, Sina S.⁴, Parisi A.⁴, Remo A.⁵, Larghi A.⁶, Gabbrielli A.¹, Manfrin E.⁴

P0258

CASE SERIES OF EUS GUIDED BILIARY DRAINAGE AS A NEWLY ADOPTED TECHNIQUE FOR BILIARY OBSTRUCTION IN A TERTIARY CARE CENTER

Hoppmann N.¹, Harris P.¹, Hingorani N.¹, Mitchell R.¹, Ahmed A.², Kyanam Kabir Baig K.R.¹

P0259

COMPARING MODIFIED WET SUCTION VERSUS DRY SUCTION TECHNIQUES IN EUS-FNA FOR SOLID LESIONS: A PROSPECTIVE, MULTICENTER, RANDOMIZED CONTROLLED TRIAL

Wang R., Wang Y., Cheng B.

P0260

DOUBLE GUIDEWIRE TECHNIQUE USING A DOUBLE LUMEN CANNULA FOR INTERVENTIONAL EUS

Nakai Y.¹, Suzuki Y.², Inokuma A.², Kanai S.², Oyama H.², Suzuki T.², Nakamura T.², Sato T.², Hakuta R.², Ishigaki K.², Saito K.², Saito T.², Hamada T.², Takahara N.², Mizuno S.², Kogure H.², Tada M.², Koike K.²

P0261

FOCUSSED ENDOSCOPIC ULTRASOUND RESULTS IN PATIENTS WITH UNEXPLAINED DILATATION OF COMMON BILE DUCT AND OR PANCREATIC DUCT

Parihar V.¹, Offiah G.², Bashir Y.², Karl H.³, Ryan B.⁴

P0262

ENDOSCOPIC ULTRASOUND FEATURES ASSOCIATED WITH MALIGNANCY AND AGGRESSIVENESS OF NON-HYPOVASCULAR SOLID PANCREATIC LESIONS: RESULTS FROM A PROSPECTIVE OBSERVATIONAL STUDY

Crinò S.F.¹, Brandolese A.¹, Vieceli F.¹, Paiella S.², Conti Bellocchi M.C.¹, Manfrin E.³, Bernardoni L.¹, D'Onofrio M.⁴, Marchegiani G.⁵, Larghi A.⁶, Frulloni L.¹, Landoni L.⁵, Gabbrielli A.¹

P0263

ENDOLUMINAL ULTRASOUND VERSUS MAGNETIC RESONANCE IMAGING IN ASSESSMENT OF RECTAL CANCER AFTER NEOADJUVANT THERAPY

Ghoneem E.^{1,2}, Hakim H.³, Ragab K.⁴, Zuhdy M.⁵, Metwally I.⁵, Shiha G.^{1,6}, Abdel Ghaffar A.⁷, Abd El Ghaffar Saleh M.⁸

P0264

FEASIBILITY OF ENDOSCOPIC ULTRASOUND GUIDED BILIARY DRAINAGE FOR UNRESECTABLE MALIGNANT HILAR BILIARY STRICTURES

Winkler J.¹, Caillol F.², Bories E.³, Ratone J.P.², Pesenti C.², Debourdeau A.⁴, Pizzicannella M.⁵, Decoster C.⁶, Giovannini M.²

P0265

INCIDENCE AND RISK FACTORS OF ADVERSE EVENTS AFTER EUS-GUIDED FNA OR FNB FOR PANCREATIC SOLID LESIONS

Ishigaki K.¹, Nakai Y.², Oyama H.¹, Kanai S.¹, Suzuki T.¹, Nakamura T.¹, Sato T.¹, Hakuta R.¹, Saito K.¹, Saito T.¹, Takahara N.¹, Hamada T.¹, Mizuno S.¹, Kogure H.¹, Tada M.¹, Koike K.¹

P0266

EXPERIENCE USING RAPID ON-SITE EVALUATION OF BIOPSIES OBTAINED BY EUS- GUIDED FNA PERFORMED BY CYTOPATHOLOGY-TRAINED ENDOSCOPISTS

Arango L.¹, Bolivar D.², Diaz C.³, Ferreira E.J.⁴, Sanchez A.⁵, Ricardo Gonzales Pathologist

P0267

ENDOSCOPIC RADIOFREQUENCY ABLATION AS FOCAL THERAPY FOR PANCREATIC METASTASIS FROM RENAL CELL CARCINOMA: A MONOCENTRIC EXPERIENCE

Chanez B.¹, Caillol F.², Ratone J.P.³, Bories E.⁴, Pesenti C.², Pignot G.⁵, Thomassin J.⁶, Brunelle S.⁷, Walz J.⁴, Salem N.⁴, Giovannini M.⁸, Gravis G.⁴

P0268

LONG-TERM OUTCOMES OF TREATMENT DECISION BASED ON THE SEVERITY OF SMALL BOWEL CAPSULE ENDOSCOPY FINDINGS IN PATIENTS WITH CROHN'S DISEASE: A SINGLE-CENTRE COHORT STUDY IN JAPAN

Nasuno M., Tanaka H., Nakamura K., Sugiyama K., Miyakawa M., Motoya S.

P0269

EVALUATION OF COLON CAPSULE ENDOSCOPY IN A REAL-LIFE PROSPECTIVE COHORT SUGGESTS NEW MANAGEMENT ALGORITHMS FOR COLORECTAL NEOPLASIA IN ELDERLY PATIENTS

Benech N.¹, Vinet O.¹, Benamouzig R.², Dray X.³, Ponchon T.⁴, Galmiche J.-P.⁵, Sacher-Huvelin S.⁶, Samaha E.⁷, Saurin J.C.⁸, ONECC

P0270

NOMENCLATURE AND SEMANTIC DESCRIPTION OF ULCERATIVE AND INFLAMMATORY LESIONS SEEN IN CROHN'S DISEASE IN SMALL BOWEL CAPSULE ENDOSCOPY: AN INTERNATIONAL DELPHI CONSENSUS STATEMENT

Leenhardt R.¹, Buisson A.², Boureille A.³, Marteau P.^{1,4}, Koulaouzidis A.⁵, Li C.⁶, Keuchel M.⁷, Rondonotti E.⁸, Toth E.⁹, Plevris J.N.¹⁰, Eliakim A.¹¹, Rosa B.¹², Triantafyllou K.¹³, Elli L.¹⁴, Wurm-Johansson G.¹⁵, Ellul P.¹⁶, Perez-Cuadrado-Robles E.¹⁷, McNamara D.¹⁸, Cavallaro F.¹⁹, Spada C.²⁰, Cholet F.²¹, Beaumont H.²², Fernández-Urién Sainz I.²³, Kopylov U.²⁴, McAlindon M.²⁵, Németh A.²⁶, Niv Y.²⁷, Panter S.²⁸, Tontini G.E.²⁹, Yung D.E.³⁰, Rahmi G.³¹, Saurin J.C.³², Dray X.³³

P0271

COLON CAPSULE ENDOSCOPY: AN EFFICIENT COMPLEMENT FOR INCOMPLETE COLONOSCOPIES

Magalhaes R.^{1,2,3}, Xavier S.^{1,2,3}, Boal Carvalho P.^{1,2,3}, Rosa B.^{1,2,3}, Moreira M.J.^{1,2,3}, Cotter J.^{1,2,3}

P0272

THE ROLE OF COLON CAPSULE ENDOSCOPY IN COLORECTAL CANCER SCREENING: A SYSTEMATIC REVIEW

Vuik F.E.R.¹, Nieuwenburg S.A.V.¹, Moen S.¹, Spada C.^{2,3}, Senore C.⁴, Kuipers E.J.¹, Spaander M.C.W.¹

P0273

POLYETHYLENE GLYCOL PURGATIVES PRIOR TO SMALL BOWEL CAPSULE ENDOSCOPY IMPROVE DISTAL SMALL BOWEL VISUALISATION

Tai F.W.D.¹, Wray N.¹, Healy A.¹, Thurston V.¹, Hookey L.², McAlindon M.³

P0274

IS IT POSSIBLE TO TREAT THE ANGIODYSPLASIAS FOUND IN PATIENTS WITH OBSCURE GASTROINTESTINAL BLEEDING SUBJECTED TO SMALL BOWEL CAPSULE ENDOSCOPY?

Viazis N.¹, Tziortziotis I.¹, Tsoukali E.², Pontas C.¹, Hatzievangelinou C.¹, Gkeros F.¹, Filippidis G.¹, Karampekos G.¹, Vraka M.¹, Archavlis E.¹, Christidou A.¹, Mela M.¹, Mantzaris G.³

P0276

THE NEW GENERATION OF EXPRESS VIEW IS HIGHLY ACCURATE AND IS EFFECTIVE TO REDUCE CAPSULE ENDOSCOPY READING TIME

Picciorelli S.^{1,2}, Mussetto A.³, Bellumat A.⁴, Cannizzaro R.⁵, Pennazio M.⁶, Pezzoli A.⁷, Bizzotto A.¹, Fusetti N.⁷, Valiante F.⁴, Spada C.^{1,2}

P0277

COMPARISON OF SMALL-BOWEL CLEANSING BETWEEN 2 PREPARATION PROTOCOLS IN CAPSULE ENDOSCOPY (CE)

Ribeiro Gomes A.C.¹, Pinho R.T.², Ponte A.³, Rodrigues A.³, Sousa M.⁴, Silva J.C.⁵, Afecto E.⁶, Carvalho J.⁷

P0278

COMPARING THE EFFICACY AND SAFETY OF METAL VERSUS PLASTIC STENTS IN PREOPERATIVE BILIARY DRAINAGE

Roberts A.¹, Jaya J.², Thakur U.², Aldridge O.³, Pilgrim C.³, Wong E.⁴, Tan E.⁴, Fox A.⁴, Le S.T.T.⁵, Croagh D.²

P0279

EUS-GUIDED TRANSJUNAL DRAINAGE WITH FORWARD-VIEWING ECHOENDOSCOPE IN THE PATIENTS WITH ALTERED ANATOMY

Iwai T.¹, Kida M.², Okuwaki K.¹, Yamauchi H.¹, Kaneko T.¹, Hasegawa R.¹, Imaizumi H.¹, Koizumi W.¹

P0280

DOUBLE STENTING HAS BETTER OUTCOMES THAN DOUBLE SURGICAL BYPASS IN THE CASE OF COMBINED MALIGNANT DUODENAL AND BILIARY OBSTRUCTION: A META-ANALYSIS AND A SYSTEMATIC REVIEW

Fabian A.¹, Bor R.¹, Gede N.², Bacsur P.¹, Pécsi D.², Hegyi P.³, Tóth B.⁴, Szakács Z.⁵, Vincze A.⁶, Ruzsics I.⁷, Rakonczay Z.¹, Erőss B.², Sepp R.⁸, Szepes Z.G.⁹

P0281

EFFICACY AND SAFETY OF ENDOSCOPIC DRAINAGE OF PERIPANCREATIC FLUID COLLECTIONS: A RETROSPECTIVE MULTI-CENTRIC EUROPEAN STUDY

Sioulas A.¹, Petrone M.C.², Gkolfakis P.³, Tadic M.⁴, Karoumpalis I.⁵, Hritz I.⁶, Kypraios D.⁷, Scotiniotis I.¹, Vezakis A.⁸, Keczer B.⁶, Tziatzios G.³, Triantafyllou K.³, Polydorou A.⁸, Grgurevic I.⁴, Arcidiacono P.G.², Papanikolaou I.S.³

P0282

SHORT-TERM OUTCOMES OF ENDOSCOPIC RADIOFREQUENCY ABLATION FOR UNRESECTABLE MALIGNANT HILAR BILIARY OBSTRUCTION

Hashimoto S.¹, Tanoue S.¹, Iwashita Y.^{1,2}, Kamikihara Y.¹, Tsuneyoshi K.^{1,2}, Nakamura Y.¹, Fujita T.¹, Hinokuchi M.¹, Iwaya H.¹, Arima S.¹, Sasaki F.¹, Kanmura S.¹, Taghchi H.¹, Ido A.¹

P0283

REINTERVENTION FOR STENT OCCLUSION AFTER PLACEMENT OF MULTIPLE SELF-EXPANDABLE METALLIC STENTS FOR MALIGNANT HILAR BILIARY OBSTRUCTION

Kitamura H., Hijioaka S., Hisada Y., Harai S., Yoshinari M., Maruki Y., Ohba A., Nagashio Y., Kondo S., Morizane C., Ueno H., Okusaka T.

P0284

ENDOSCOPIC TREATMENT OF ACUTE CHOLECYSTITIS IN POOR SURGICAL CANDIDATES IS COST-EFFECTIVE

Corral J.E.¹, Das A.², Kroner P.T.³, Gomez V.³, Wallace M.B.³

P0285

VALUE OF PERCUTANEOUS CT-GUIDED MICROWAVE ABLATION IN TREATMENT OF INOPERABLE COLORECTAL PULMONARY METASTASES

Emara E.^{1,2}, Elhawash E.^{2,3}, Aboelezz M.⁴, Mansour H.⁴, Hegab S.⁴, Nour Eldin N.E.², Naguib N.², Hegab S.³, Abdel-Kerim A.³, Vogl T.²

P0286

APPARENT DIFFUSION COEFFICIENT IN EVALUATING EARLY TREATMENT RESPONSE AFTER CT-GUIDED MICROWAVE ABLATION FOR INOPERABLE COLORECTAL PULMONARY METASTASES

Emara E.^{1,2}, Elhawash E.^{2,3}, Aboelegg M.⁴, Mansour H.⁴, Hegab S.⁴, Nour Eldin N.E.², Naguib N.², Hegab S.³, Abdel-Kerim A.³, Vogl T.²

P0287

ROLE OF COMBINED PALLIATIVE LOCAL THERMAL ABLATION AND TRANSARTERIAL CHEMOEMBOLIZATION IN IRRESECTABLE INTRAHEPATIC CHOLANGIOCARCINOMA IN TERMS OF LOCAL TUMOR CONTROL AND OVERALL SURVIVAL

Elhawash E.^{1,2}, Emara E.^{3,4}, Naguib N.⁴, Eldin N.⁴, Hegab S.², Abdel-Kerim A.², Vogl T.⁴

P0288

ENDOVASCULAR PRESSURE MEASUREMENTS TO ASSESS THE FUNCTIONAL SEVERITY OF MESENTERIC ARTERY STENOSIS IN PATIENTS SUSPECTED OF HAVING CHRONIC MESENTERIC ISCHEMIA

van Dijk L.^{1,2}, Terlouw L.^{1,2}, van Noord D.³, Bijdevaate D.C.², Bruno M.J.¹, Moelker A.²

P0289

DESTRUCTION OF VASCULAR BED IN ABLATED ZONE AS A RESULT OF IRREVERSIBLE ELECTROPORATION OF PANCREATIC CANCER

Kozak O.¹, Hac S.², Gorycki T.¹, Pienkowska J.M.¹, Brzeska B.³, Skrobisz K.¹, Gwozdziwicz K.¹, Szymanski M.², Studniarek M.¹

Poster Session

10:30 – 17:00

Poster Exhibition - Hall 7

Surgery I

P0291

THE FEASIBILITY AND CLINICAL OUTCOMES OF ENDOSCOPIC FULL THICKNESS RESECTION ASSISTED LAPAROSCOPIC SURGERY FOR DUODENAL NEUROENDOCRINE NEOPLASMS

Cheung D.Y.¹, Park J.M.¹, Cho J.Y.¹, Kim D.J.², Kim J.I.¹, Park S.-H.¹, Kim W.²

P0292

CLINICAL VALUE OF PER-ORAL ENDOSCOPIC MYOTOMY (POEM) FOR ACHALASIA (AC)

Ali R.W.¹, Jie F.¹, Haider M.², Xiaojun H.¹, Jinyong H.¹, Bhochhibhoya M.³, Manan A.⁴

P0293

TREATMENT STRATEGY FOR LAPAROSCOPIC HIATAL HERNIA REPAIR

Yano F., Omura N., Tsuboi K., Hoshino M., Yamamoto S.R., Akimoto S., Masuda T., Fukushima N., Mitsumori N., Kashiwagi H., Yanaga K.

P0294

A SINGLE CENTER EVALUATION ON IMPLEMENTATION OF SELECTIVE PATHOLOGIC EXAMINATION OF THE GALLBLADDER

Corten B.¹, Leclercq W.K.G.¹, Roumen R.M.H.¹, van Zwam P.H.², Slooter G.D.¹

P0295

IMPACT OF COMPLICATIONS ON OUTCOMES AFTER PANCREATODUODENECTOMY: ANALYSIS OF A NATIONWIDE AUDIT

Smits F.J.¹, Verweij M.¹, Daamen L.¹, van Werkhoven C.H.², Goense L.¹, Besselink M.G.H.³, Bonsing B.A.⁴, Van Dam R.M.⁵, Eijck C.⁶, Festen S.⁷, Groot Koerkamp B.⁸, Harst E.V.d.⁹, Hingh I.D.¹⁰, Zonderhuis B.¹¹, Liem M.¹², Nieuwenhuijs V.¹³, Roos D.¹⁴, Schreinemakers J.¹⁵, Stommel M.¹⁶, Wit F.¹⁷, de Meijer V.¹⁸, van Santvoort H.C.¹, Molenaar I.Q.², Dutch Pancreatic Cancer Group

P0296

THE IMPACT OF OUT-OF-HOURS LAPAROSCOPIC CHOLECYSTECTOMY IN ACUTE CHOLECYSTITIS

Gustafsson C.¹, Dahlberg M.², Sondén A.², Pettersson H.², Sandblom G.²

P0297

RISK FACTORS FOR PROLONGED POSTOPERATIVE ILEUS IN COLORECTAL SURGERY: A SYSTEMATIC REVIEW AND META-ANALYSIS ✨

Gómez Ochoa S.A.¹, Quiroga Centeno A.C.¹, Jerez Torra K.A.², Martin Mojica P.A.¹, Calvo Corredor O.F.¹

P0298

THE "TIME-OF-DAY" EFFECT ON 30-DAY MORTALITY FOR ELECTIVE ABDOMINAL SURGERY

Lee J.¹, Kim M.H.¹, Kim D.-R.², Suh B.³, Oh H.-K.¹

P0299

CLINICAL IMPACT OF BACTERIAL CONTAMINATION OF INTRA-ABDOMINAL DISCHARGE ON THE INCIDENCE OF PANCREATIC FISTULA AFTER PANCREATODUODENECTOMY

Yamashita K., Kato D., Sasaki T., Ishii F., Okada H., Hirano Y., Hayashi T., Yamada T., Hasegawa S.

P0300

ENDOSCOPIC VACUUM THERAPY (EVT) FOR TREATMENT OF ANASTOMOTIC DEHISCENCE AFTER COLORECTAL SURGERY

Milluzzo S.M.^{1,2}, Lovera M.¹, Cesaro P.¹, Olivari N.¹, Bizzotto A.¹, Spada C.^{1,3}

P0301

ENDOSCOPIC MANAGEMENT OF BARIATRIC SURGERY COMPLICATIONS: LONG-TERM RESULTS OF 830 CONSECUTIVE PATIENTS IN A SINGLE CENTER EXPERIENCE

Donatelli G.¹, Vergeau B.², Cereatti F.³, Privat J.⁴, Tuszynski T.², Derhy S.², Dumont J.-L.²

P0302

HEALTH-RELATED QUALITY OF LIFE FOLLOWING HYBRID MINIMALLY INVASIVE VS. OPEN ESOPHAGECTOMY FOR PATIENTS WITH ESOPHAGEAL CANCER, ANALYSIS OF A MULTICENTER, OPEN-LABEL, RANDOMIZED PHASE III CONTROLLED TRIAL, THE MIRO TRIAL

Markar S.¹, Mariette C.², Dabakuyo-Yonli S.³, Meunier B.⁴, Pezet D.⁵, Collet D.⁶, D'Journo X.⁷, Brigand C.⁸, Perniceni T.⁹, Carrère N.¹⁰, Bonnetain F.¹¹, Piessen G.¹²

P0304

FIVE YEAR AUDIT OF ENDOSCOPIC SUBMUCOSAL DISSECTION (ESD) IN DAILY CLINICAL PRACTICE

Pvtlik D.¹, Netzer P.^{1,2}

P0305

A CASE-MATCHED STUDY ON EUS-GUIDED DRAINAGE OF WALLED-OFF NECROSIS USING 20MM VS 15MM LUMEN APPOSING METAL STENTS: IS BIGGER BETTER?

Ichkhanian Y.¹, Parsa N.², Vosoughi K.³, Nieto J.⁴, Powers P.⁵, Mitsuhashi S.⁶, Abdelqader A.⁷, Hadzinakos G.⁸, Anderloni A.⁹, Fugazza A.¹⁰, James T.¹¹, Arlt A.¹², Ellrichmann M.¹³, Aparicio Tormo J.R.¹⁴, Trindade A.¹⁵, Tyler S.¹⁶, Prabhleen C.¹⁶, Shawn S.¹⁷, Messallam, A.A.¹⁸, Gabriel L.¹⁹, Phillip F.²⁰, Benias P.²¹, Sejjal D.V.²², Mir F.F.²³, Aghaie M.²⁴, Novikov A.²⁵, Irani S.¹⁷, Pawa R.²⁶, Ali M.A.²⁷, Alireza S.²⁰, Hsueh W.²⁸, Hampe J.²⁹, Sharaiha R.Z.³⁰, Tyler B.³¹, Willingham F.³², Vladimir K.³³, Brewer O.²⁴, Ngamruengphong S.³⁴, Huggett M.³⁵, Todd B.³⁶, Repici A.³⁷, Alder D.³⁸, John N.³⁹, Thomas K.⁶, Kumbhari V.⁴⁰, Singh V.²⁴, Khashab M.A.⁴¹

P0306

PANCREATIC DUCT SPHINCTEROTOMY: A VALUABLE TECHNIQUE APPLIED TO DIFFICULT COMMON BILE DUCT CANNULATION

Abasolo H.¹, Rosello D.E.², Gabriel E.¹

Poster Session

10:30 – 17:00

Poster Exhibition - Hall 7
IBD I

P0307

SACRAL NERVE STIMULATION INHIBITS THE MAPK/NF- κ B SIGNALING PATHWAY AND PROMOTES TREG -TH1/TH17 CELL BALANCE AND SELF-RENEWAL OF ENTERIC NERVOUS SYSTEM IN TNBS-INDUCED INFLAMMATION IN RATS

Meng Y.^{1,2}, Liu S.³, Chen J.¹

P0308

BERBERINE IMPROVED EXPERIMENTAL CHRONIC COLITIS VIA REGULATING INTERFERON- γ AND IL-17A PRODUCING LAMINA PROPRIA CD4+T CELLS THROUGH AMPK ACTIVATION
Takahara M., Takaki A., Hiraoka S., Koike K., Inokuchi T., Yasutomi E., Oka S., Yamasaki Y., Kinugasa H., Harada K., Okada H.

P0309

FREE FATTY ACID RECEPTOR TYPE 4 LIGANDS ALLEVIATE INTESTINAL INFLAMMATION IN MICE

Salaga M., Bartoszek A., Binienda A., Fabisiak A., Krajewska J.B., Niewinna K., Mosinska P., Tarasiuk A., Fichna J.

P0310

STUDY OF THE PROTEOMIC PROFILE IN PATIENTS WITH INFLAMMATORY BOWEL DISEASE, ITS CORRELATION WITH DIAGNOSIS AND DISEASE ACTIVITY

Aly E.¹, Moez P.², Header D.¹, Abd Elaaty K.¹

P0311

ST2+IL-33 RESPONSIVE CELLS PROMOTE TUMORIGENESIS IN COLITIS-ASSOCIATED COLORECTAL CANCER

Lopetuso L.R.^{1,2}, De Salvo C.³, Di Martino L.¹, Goodman W.¹, Scalfaferrri F.⁴, Armuzzi A.⁵, Gasbarrini A.⁶, Pizarro T.T.⁷

P0312

REGULATION OF INTESTINAL EPITHELIAL HOMEOSTASIS BY THE IBD RISK GENE CCNY

Da Silva-Heil S., Koch S., Molinas A.

P0313

NOTCH SIGNALING ROLE IN THE PENETRATING BEHAVIOR IN CROHN'S DISEASE

Ortiz-Masia D.¹, Cosin-Roger J.², Coll S.³, Alos R.⁴, F. Navarro-Vicente F.⁵, Calatayud S.⁶, Barrachina M.D.⁶

P0314

MICROBIAL METAGENOMIC SIGNATURES REVEAL DYSBIOTIC DIFFERENCES AND SIMILARITIES BETWEEN INFLAMMATORY BOWEL DISEASES

Dubinsky V.¹, Reshef L.¹, Rabinowitz K.^{2,3}, Godny L.^{2,3}, Yadgar K.^{2,3}, Gophna U.¹, Dotan I.^{3,4}

P0315

THERAPEUTIC EFFECT OF AUTOPHAGY MODULATION IN INTESTINAL FIBROSIS

Cosin-Roger J.¹, Ortiz-Masia D.², Canet F.³, Calatayud S.³, Barrachina M.D.³

P0316

TOBACCO ALKALOID ASSESSMENT IN ACUTE AND RECOVERY DSS-INDUCED COLITIS FULL HUMAN IMMUNE SYSTEM HU-MOUSE MODEL

Lo Sasso G.¹, Verhaeghe C.², Sierro N.¹, Martin F.¹, Guedj E.¹, Merg C.¹, Kondylis A.¹, Ivanov N.V.¹, Tabruyn S.P.², Peitsch M.C.¹, Hoeng J.¹

P0317

EXPERIMENTAL TNBS COLITIS MODEL IN CYNOMOLGUS MACAQUES ASSESSED LONGITUDINALLY BY COLONOSCOPY, HISTOPATHOLOGY AND PET/CT: A PILOT STUDY

Pohl C.¹, Mirakhur K.¹, Kohnken R.¹, Voorbach M.¹, Reuter D.¹, Guo Q.¹, Jacobson P.¹, Wurbel M.², Lynch G.², Finnema S.¹, Luo Y.¹, Westmoreland S.², Slavin A.², Makidon P.¹

P0318

SPECIFIC FAECAL MICROBIOME FEATURES IN HEALTHY INDIVIDUALS WITH HIGHER RISK OF CROHN'S DISEASE ONSET

Mondot S.¹, Chevarin C.², Cornu M.³, Sarter H.^{4,5}, Colombel J.-F.⁶, Savoye G.⁷, Ruemmele F.⁸, Mosca A.⁹, Ley D.^{10,11}, Desreumaux P.^{3,12}, Borderon C.¹³, Beaugerie L.¹⁴, Buisson A.¹⁵, Collins M.^{16,17}, Sendid B.¹⁸, Barnich N.¹⁹, Lepage P.¹, Gower-Rousseau C.^{3,4}, MAGIC Study Group

P0319

PATIENTS WITH CROHN'S DISEASE EXHIBIT A DYSREGULATED LYMPHOCYTE RESPONSE TO CORTICOSTEROIDS: IMPLICATIONS IN STRESS-INDUCED DISEASE AGGRAVATION AND FAILURE OF THERAPY

Nemirovsky A.¹, Elyahu Y.², Ilan K.², Vinogradov E.², Sarid O.², Slonim-Nevo V.², Schwartz D.², Odes S.³, Monsonago A.¹, Israeli IBD Research Nucleus (IIRN)

P0320

ACTIVATION OF ARYL HYDROCARBON RECEPTOR ATTENUATES INTESTINAL INFLAMMATION BY ENHANCING IRF4 MEDIATED MACROPHAGE M2 POLARIZATION

Li J.¹, Zhao X.², Zhang H.²

P0321

PLASMA CONCENTRATION OF LIPOPROTEIN (A) AND ITS RELATIONSHIP WITH INFLAMMATION IN PATIENTS WITH INFLAMMATORY BOWEL DISEASE

Zhao X., Li J., Zhang H.

P0322

REDUCED CDX2 EXPRESSION IN ILEOCOLONIC BIOPSIES FROM PATIENTS WITH INFLAMMATORY BOWEL DISEASEYounes M.^{1,2}, DuPont A.^{2,3}, Ertan A.^{2,3}

P0323

THE ANTI-INFLAMMATORY EFFECTS OF NICLOSAMIDE ON CYTOKINES PRODUCED BY PBMCS DERIVED FROM IBD PATIENTSShivaji U.N.^{1,2}, Jeffery L.E.^{1,2}, Batis N.³, Iacucci M.^{1,4}, Ghosh S.^{1,4}

P0324

PROTEOMIC MARKERS OF RESPONSE TO ANTI-TNF DRUGS IN CROHN'S DISEASEMedina Medina R.¹, Flores E.I.², Benitez J.M.³, Marín Pedrosa S.², Salgueiro Rodríguez I.¹, Ferrín Sánchez G.¹, Linares Luna C.I.¹, González Rubio S.¹, Soto Escribano P.², Gros Alcalde B.³, Moral C.⁴, Álvarez F.⁴, Rodríguez Perálvarez M.², Chicano Gálvez E.⁴, Ortega I.⁴, García Sánchez M.D.V.², Aguilar Melero P.¹

P0325

THE EFFECT OF PAI-1 ON ENDOPLASMIC RETICULUM STRESS IN RATS WITH INFLAMMATORY BOWEL DISEASE

Haitao H., Wen L., Xia W.

P0326

COMBINING ABSOLUTE QUANTIFICATION OF FECAL BACTERIA WITH METAGENOMIC SEQUENCING DATA IMPROVES THE CHARACTERIZATION OF THE GUT MICROBIOME OF PATIENTS WITH CROHN'S DISEASEVích Vila A.^{1,2}, Boddeke A.^{1,2}, Kurilshikov A.², Collij V.^{1,2}, Sureda Horrach P.¹, von Martels J.Z.H.¹, Bourgonje A.R.¹, Klaassen M.^{1,2}, Hu S.^{1,2}, Jansen D.B.H.¹, Faber K.N.¹, Dijkstra G.¹, Zhernakova A.², Harmsen H.J.M.³, Weersma R.K.¹

P0327

AUTOPHAGY INDUCTION OF INTESTINAL EPITHELIUM ALLEVIATE COLITIS IN DSS MODEL MICEYasueda A.¹, Shimizu S.², Nishimura J.³, Murohashi M.², Ogino T.¹, Watanabe Y.¹, Wakame K.⁴, Komatsu K.-I.⁴, Miyoshi N.¹, Takahashi H.¹, Uemura M.¹, Haraguchi N.³, Matsuda C.¹, Ito T.⁵, Mizushima T.^{6,7}, Mori M.⁸, Doki Y.¹

P0328

WHOLE BLOOD ACTB, B2M, AND GAPDH EXPRESSION REFLECTS ACTIVITY OF INFLAMMATORY BOWEL DISEASE, ADVANCEMENT OF COLORECTAL CANCER, AND CORRELATES WITH CIRCULATING INFLAMMATORY AND ANGIOGENIC FACTORS: RELEVANCE FOR REAL TIME QUANTITATIVE PCRNeubauer K.¹, Bednarz-Misa I.², Zacharska E.³, Kapturkiewicz B.⁴, Gamian A.², Krzystek-Korpacka M.²

P0329

ACETYLCHOLINE-PRODUCING T-CELLS CONTRIBUTE TO INNATE IMMUNE DRIVEN COLITIS BUT ARE REDUNDANT IN T-CELL DRIVEN COLITISWillemze R.¹, Brinkman D.¹, Welting O.¹, Van Hamersveld P.¹, Verseijden C.¹, Luyer M.², Wildenberg M.¹, Seppen J.¹, De Jonge W.¹

P0330

FREE FATTY ACID RECEPTOR AGONISTS AFFECT COLONIC EPITHELIAL ION TRANSPORT IN MOUSE COLONBartoszek A.¹, Fabisiak A.^{1,2}, Binienda A.¹, Krajewska J.B.¹, Tarasiuk A.¹, Mosinska P.¹, Niewinna K.¹, Salaga M.¹, Fichna J.¹

P0331

MOLECULAR RESPONSE TO USTEKINUMAB IN MODERATE-TO-SEVERE ULCERATIVE COLITIS BY SERUM PROTEIN AND COLON TRANSCRIPTOMIC ANALYSIS: RESULTS FROM THE UNIFI PHASE 3 MAINTENANCE STUDY

Li K., Yang F., Hayden K., Strawn D., Wadman E., Bhagat S., Marano C., Friedman J.

P0332

EFFECTS OF MATRIX METALLOPROTEINASE (MMP)-7, MMP-13 AND CATHEPSIN G ON THE INTEGRITY AND FUNCTION OF ANTI-TUMOUR NECROSIS FACTOR (TNF)-α AND ANTI-INTEGRIN BIOLOGIC AGENTSJones S.¹, Sobande T.¹, Curciarello R.², Ferreyra M.², Docena G.², Tremelling M.³, Watson A.³, Macdonald T.¹, Biancheri P.³

P0333

EFFECT OF CO-MORBIDITIES IN CROHN'S DISEASE ASSOCIATED URINARY METABOLIC PROFILESPowles S.T.R.^{1,2}, Gallagher K.I.¹, Hicks L.C.^{1,2}, Chong L.W.L.^{1,2}, Swann J.R.³, Holmes E.³, Williams H.R.T.^{1,2}, Orchard T.R.^{1,2}

P0334

THE IMPACT OF ULCERATIVE COLITIS ON QUALITY OF LIFE AND PRODUCTIVITY ACROSS EUROPE, A BURDEN OF ILLNESS STUDYLobo A.¹, Rose A.², Finnegan A.³, Hayee B.⁴, Limdi J.K.⁵, Peyrin-Biroulet L.⁶, Sturm A.⁷, Fiorino G.⁸, Burish J.⁹, Terry H.¹⁰, Avedano L.¹¹, Tucknott S.¹², Noone D.², Evans J.²

P0335

RISK OF REOCCURRENCE OF PERIANAL FISTULAS IN PATIENTS WITH CROHN'S DISEASE IN THE UNITED STATES - A RETROSPECTIVE CLAIMS DATABASE STUDYPatel H.¹, Latremouille-Viau D.², Serre D.², Lissos T.¹, Null K.D.¹, Owen G.³, Campbell-Hill S.⁴

P0336

EPIDEMIOLOGY, CLINICAL CHARACTERISTICS, EVOLUTION AND TREATMENTS IN NEWLY DIAGNOSED INFLAMMATORY BOWEL DISEASE (IBD): RESULTS FROM THE NATIONWIDE EPIDEMIBD STUDY OF GETECCUChaparro M.¹, Barreiro-de Acosta M.², Benítez J.M.³, Cabriada J.L.⁴, Casanova M.J.¹, Ceballos D.⁵, Esteve M.⁶, Fernández H.⁷, Ginard D.⁸, Gomollón F.⁹, Lorente R.¹⁰, Nos P.¹¹, Riestra S.¹², Rivero M.¹³, Robledo P.¹⁴, Rodríguez C.¹⁵, Sicilia B.¹⁶, Torrella E.¹⁷, Garre A.¹, Rodríguez-Artalejo F.¹⁸, García-Esquinas E.¹⁸, Gisbert J.P.¹, on Behalf of the EpidemiBD Group

P0338

TIME TRENDS OF CROHN'S DISEASE IN CATALONIA FROM 2011 TO 2017. INCREASING USE OF BIOLOGICS CORRELATES WITH A DECREASE IN SURGICAL REQUIREMENTS. A POPULATION-BASED STUDY IN CATALONIABrunet E.¹, Melcarne L.¹, Vela E.², Cleries M.², Pontes C.^{2,3}, Hernández L.¹, Soria A.¹, Vives J.¹, Grau G.¹, Pedregal P.¹, Lira A.¹, Machlab S.¹, García-Iglesias P.¹, Gallach M.¹, Vergara M.^{1,3,4}, Villoria A.^{1,3,4}, Calvet X.^{1,3,4}

P0339

PREVALENCE OF INFLAMMATORY BOWEL DISEASE (IBD) IN A COLORECTAL CANCER POPULATION SCREENING PROGRAMBezzio C.¹, Arena I.², Nucci G.D.², Della Corte C.², Devani M.³, Manes G.², Mandelli E.², Morganti D.², Omazzi B.², Redaelli D.², Reati R.⁴, Saibeni S.⁴

P0340

GUT MICROBIOME OF PATIENTS WITH ULCERATIVE COLITIS
Kupaeva V.¹, Shapina M.V.², Nanaeva B.³, Boldyreva M.⁴,
 Loranskaya I.⁵

P0341

**ASSESSMENT OF ENDOTHELIAL FUNCTION AND
 CARDIOVASCULAR RISK IN COEXISTING INFLAMMATORY
 BOWEL DISEASE AND EXTRAINTestinal
 MANIFESTATIONS:PRELIMINARY DATA OF A PROSPECTIVE
 STUDY**

Carporelli S.¹, Losurdo G.², Cecere A.³, Girasoli C.³, Clemente
 F.³, Scicchitano P.³, Ierardi E.¹, Ciccone M.M.³, Principi M.⁴, Di
 Leo A.¹

P0342

**INADEQUATE FERTILITY AND PREGNANCY KNOWLEDGE IS
 RELATED TO VOLUNTARY CHILDLESSNESS IN PATIENTS WITH
 INFLAMMATORY BOWEL DISEASE IN SERBIA-RESULTS FROM
 TWO REFERRAL CENTERS**

Glisic T.¹, Latinovic Bosnjak O.², Jovic T.², Jovicic I.³, Zgradic S.⁴,
 Sokic Milutinovic A.⁵

P0343

**ASSOCIATION OF VITAMIN D STATUS WITH IRON DEFICIENCY
 AND HEPcidIN SERUM EXPRESSION IN PATIENTS WITH
 INFLAMMATORY BOWEL DISEASE**

Stallhofer J.¹, Veith L.¹, Probst P.², Diegelmann J.¹,
 Breitenicher S.¹, Schnitzler F.³, Olszak T.⁴, Brand S.⁵, Török
 H.¹, Beigel F.¹

P0344

**NEUROCOGNITIVE DEFICITS IN ADULT INFLAMMATORY BOWEL
 DISEASE: A SYSTEMATIC REVIEW AND META-ANALYSIS**
 Hopkins C.¹, Powell N.², Dumbrell J.³, Moulton C.⁴

P0345

**THE CHANGING PATTERN OF INFLAMMATORY BOWEL DISEASE
 INCIDENCE IN NORTHERN FRANCE: A CONTINUING INCREASE IN
 THE YOUNG WOMEN (1988-2014)**

Crétin T.¹, Sarter H.², Savoye G.³, Fumery M.⁴, Leroyer A.²,
 Dauchet L.⁵, Pariente B.¹, Gower-Rousseau C.², Epimad

P0346

**INFLAMMATORY BOWEL DISEASE IS ASSOCIATED WITH A
 HIGHER RISK OF RENAL CANCER**

Kochhar G.¹, Syed A.^{2,3}, El-Hachem S.², Abdul-Baki H.²,
 Chintamaneni P.², Thakkar S.², Shen B.⁴, Dulai P.⁵

P0347

**PHENOTYPIC CHARACTERISTICS OF ULCERATIVE COLITIS IN
 LATIN AMERICANS VERSUS HISPANICS FROM THE UNITED
 STATES: A SYSTEMATIC REVIEW WITH META-ANALYSIS**

Satiya L.¹, Contreras A.², Zuckerman M.³, Dodoo C.⁴, Dwivedi
 A.⁴, Avalos D.⁵

P0348

**TREFOIL FACTOR 3 IS HIGHLY PREDICTIVE OF COMPLETE
 MUCOSAL HEALING INDEPENDENTLY AND IN COMBINATION
 WITH C-REACTIVE PROTEIN IN PATIENTS WITH ULCERATIVE
 COLITIS**

Nakov R.¹, Velikova T.², Nakov V.³, Gerova -Nankova V.⁴,
 Tankova L.⁵

P0349

**THE Y-ECCO/CLINCOM 2019 SURVEY ON POSTOPERATIVE
 CROHN'S DISEASE RECURRENCE SUGGESTS OVERTREATMENT
 WITH PROPHYLACTIC BIOLOGICAL THERAPY**

Dragoni G.^{1,2}, Ding N.³, Gecse K.B.⁴, Mansfield J.C.⁵, Kopylov
 U.⁶, Beaugerie L.⁷, Bossuyt P.⁸, Sebastian S.⁹, Milla M.¹⁰, Galli
 A.¹, Bagnoli S.¹, Yassin N.A.¹¹, Bettenworth D.¹², Burisch J.¹³,
 Hedin C.¹⁴, Gisbert J.¹⁵, Ferrante M.², Clinical Research
 Committee of ECCO (ClinCom), Young ECCO Committee (Y-
 ECCO)

P0350

**INTERLEUKINS LEVELS: ARE WE ON THE ROAD TO TAILORED
 THERAPY IN INFLAMMATORY BOWEL DISEASE?**

Venero M.¹, Ribaldone D.G.², Rizzo M.³, Caviglia G.P.⁴, Stalla
 F.M.⁴, Saracco G.M.³, Astegiano M.⁵

P0351

**MEASURING INFlixIMAB DRUG LEVELS CONSISTENTLY:
 ALIGNMENT TO THE 1ST INTERNATIONAL STANDARD MATERIAL
 (NIBSC 16/170) USING IDKMONITOR® INFlixIMAB DRUG LEVEL
 ELISA LEADS TO AN INCREASE IN THE MEASURED INFlixIMAB
 CONCENTRATION**

Nice R.¹, Perry M.²

P0352

**LEVELS OF SERUM FREE THIOLS ARE SUPERIOR TO FECAL
 CALPROTECTIN IN PREDICTING ENDOSCOPIC DISEASE ACTIVITY
 IN INFLAMMATORY BOWEL DISEASE**

Bourgonje A.R.¹, Gabriëls R.Y.¹, de Borst M.H.², Bulthuis
 M.L.C.³, Faber K.N.¹, van Goor H.³, Dijkstra G.¹

P0353

**VALIDATION OF NOVEL FECAL INFLAMMATORY MARKER FOR
 ASSESSMENT OF INFLAMMATORY BOWEL DISEASE ACTIVITY**
Ibrahim A.¹, Anwar A.¹, Alii K.¹, Meheissen M.²

P0354

**CLINICAL FEATURES, THERAPEUTIC REQUIREMENTS AND
 EVOLUTION OF PATIENTS WITH CROHN'S DISEASE AND UPPER
 DIGESTIVE TRACT INVOLVEMENT (CROHNEX STUDY)**

Sainz Arnau E.¹, Zabana Y.², Miguel I.³, Fernández-Clotet A.⁴,
 Casanova M.J.⁵, Martín M.D.⁶, Picó M.D.⁷, Alfambra E.⁸,
 Rodríguez I.⁹, Muñoz F.¹⁰, Domínguez M.¹¹, Iglesias E.¹²,
 Busquets D.¹³, Gutiérrez A.¹⁴, Cañete F.¹⁵, Nuñez L.¹⁶, Taxonera
 C.¹⁷, Beltrán B.¹⁸, Camps B.¹⁹, Calvet X.²⁰, Navarro P.²¹, Calafat
 M.²², Ferreiro-Iglesias R.²³, González-Muñoz C.²⁴, Sicilia B.²⁵,
 Rodríguez C.²⁶, Carbajo A.Y.²⁷, van Domselaar M.²⁸, Vicente
 R.²⁹, Piqueras M.³⁰, Muñoz M.C.³¹, Abad A.³², Algaba A.³³,
 Martínez P.³⁴, Vela M.³⁵, Antolín B.³⁶, Huguet J.M.³⁷, Bujanda
 L.³⁸, Lorente R.H.³⁹, Almela P.⁴⁰, García M.J.⁴¹, Ramírez de la
 Pircina P.⁴², Pajares R.⁴³, Pérez-Martínez I.⁴⁴, Lucendo A.J.⁴⁵,
 Merino O.⁴⁶, Legido J.⁴⁷, Vera I.⁴⁸, Morales V.J.⁴⁹, Esteve M.²,
 GETECCU (Grupo Español de Trabajo en Enfermedad de Crohn
 y Colitis Ulcerosa)

P0355

**LONGTERM OUTCOMES OF STEROID RESPONSIVE AND NON
 RESPONSIVE PATIENTS WITH ACUTE SEVERE ULCERATIVE
 COLITIS**

Bernardo S.¹, Fernandes S.R.², Estorninho J.³, Pinto J.⁴,
 Mocanu I.⁵, Sabino J.⁶, Rosa I.⁷, Portela F.⁸, Araujo Correia L.¹

P0356

A PROACTIVE INFLIXIMAB DRUG MONITORING STRATEGY IMPROVES OUTCOMES IN PATIENTS WITH CROHN'S DISEASE

Bernardo S.¹, Simões C.¹, Fernandes S.R.², Gonçalves A.R.³, Baldaia C.⁴, Valente A.I.⁵, Moura dos Santos P.M.⁴, Araujo Correia L.², Marinho R.T.⁶

P0357

A NEW INSIGHT OF LIQUID BIOPSY FOR IBD-ASSOCIATED NEOPLASIA

Kinugasa H.¹, Nouse K.^{1,2}, Terasawa H.¹, Hirai M.³, Yamamoto S.¹, Oka S.¹, Yasutomi E.¹, Yamasaki Y.¹, Inokuchi T.¹, Takahara M.³, Harada K.¹, Hiraoka S.¹, Okada H.¹

P0358

USEFULNESS OF LEUCINE-RICH ALPHA-2-GLYCOPROTEIN (LRG) TO MONITOR THE EFFICACY OF ADALIMUMAB TREATMENT IN PATIENTS WITH ULCERATIVE COLITIS (PLANET STUDY)

Iijima H.¹, Mizuno S.², Shinzaki S.¹, Matsuoka K.³, Tanaka H.⁴, Takeshima F.⁵, Kato S.⁶, Torisu T.⁷, Nakagawa M.⁸, Nakamura S.⁹, Yoshimura N.¹⁰, Kobayashi T.¹¹, Shiotani A.¹², Hirai F.¹³, Hiraoka S.¹⁴, Matsuura M.¹⁵, Suzuki Y.³, Watanabe M.¹⁶, Takehara T.¹, Matsumoto T.¹⁷, Naka T.¹⁸, Kanai T.²

P0359

CHROMOENDOSCOPY TO DETECT NEW DYSPLASIA IN THE SURVEILLANCE OF INFLAMMATORY BOWEL DISEASE WITH PREVIOUS DYSPLASIA

Villar Lucas C., Quiñones Castro R., Pérez Fernández R., Cano López V., González Nuñez R., Alcoba Vega L., Vaquero Ayala L., Sierra Ausin M.

P0360

HIGH INFLIXIMAB EXPOSURE INCREASES THE RISK OF INFECTION

Landemaine A.¹, Petitcollin A.¹, Brochard C.², Miard C.¹, Le Balc'h E.¹, Dewitte M.¹, Belissant E.¹, Siproudhis L.¹, Bouguen G.³

P0361

USEFULNESS OF CAPSULE ENDOSCOPY IN PATIENTS WITH CROHN'S DISEASE IN REMISSION

Furukawa M.¹, Watanabe C.¹, Hoshino M.², Iijima N.², Shirane Y.², Yamamoto N.², Higashiyama M.², Sanomura Y.², Hiramoto T.², Hiraga Y.³

P0362

DEMOGRAPHIC FEATURES OF ULCERATIVE COLITIS PATIENTS AS PREDICTORS OF RESPONSE TO ADSORPTIVE GRANULOMONOCYTOPHERESIS AS REMISSION INDUCTION THERAPY: A RETROSPECTIVE ASSESSMENT OF TREATMENT OUTCOMES

Tanaka T.¹, Goishi H.², Iiboshi T.², Kajihara T.², Miura T.²

P0363

USEFULNESS OF SERUM LEUCINE-RICH ALPHA-2-GLYCOPROTEIN (LRG) FOR MONITORING THE EFFICACY OF ADALIMUMAB TREATMENT IN PATIENTS WITH CROHN'S DISEASE (PLANET STUDY)

Shinzaki S.¹, Matsuoka K.², Iijima H.¹, Mizuno S.³, Tanaka H.⁴, Takeshima F.⁵, Kato S.⁶, Torisu T.⁷, Nakagawa T.⁸, Nakamura S.⁹, Yoshimura N.¹⁰, Kobayashi T.¹¹, Shiotani A.¹², Hirai F.¹³, Hiraoka S.¹⁴, Matsuura M.¹⁵, Suzuki Y.², Watanabe M.¹⁶, Takehara T.¹, Matsumoto T.¹⁷, Naka T.¹⁸, Kanai T.¹⁹

P0364

MANAGEMENT OF INFLAMMATORY BOWEL DISEASE PATIENTS IN THE EMERGENCY DEPARTMENT: A FRENCH NATIONAL CONSENSUS

Hebuterne X.^{1,2}, Peyrin-Biroulet L.^{3,4}, Hausfater P.^{5,6}, Emergency IBD Group

P0365

HEPATOBIILIARY MANIFESTATIONS IN PATIENTS WITH INFLAMMATORY BOWEL DISEASE

Chabib F.-Z., Benelbarhdadi I., Ajana F.-Z.

P0366

THE INTRA-INDIVIDUAL VARIABILITY OF FECAL CALPROTECTIN IN PATIENTS WITH GI-SYMPTOMS

Netzer S.¹, Behrouz S.¹, Mehr-Rahimi S.¹, Moriconi F.¹, Wilhelmi M.¹, Netzer P.^{1,2}

P0367

ARE WE CHOOSING WISELY IN INFLAMMATORY BOWEL DISEASE CARE? THE IG-IBD CHOOSING WISELY CAMPAIGN

Lenti M.V.¹, Armuzzi A.², Castiglione F.³, Fantini M.C.⁴, Fiorino G.⁵, Orlando A.⁶, Pugliese D.⁷, Rizzello F.⁸, Vecchi M.⁹, Di Sabatino A.¹⁰, IG-IBD

P0368

OPPORTUNISTIC INFECTION IN PATIENTS WITH INFLAMMATORY DISEASE USING BIOLOGICAL THERAPY. (PROSPECTIVE STUDY)

Bismara Cury D.H.

P0369

CONFOCAL LASER ENDOMICROSCOPY REVEALS DIFFERENTIAL RESPONSE IN PATIENTS WITH ACTIVE ULCERATIVE COLITIS UNDERGOING ANTI-INTEGRIN COMPARED TO ANTI-TNF-ALPHA THERAPY

Ellrichmann M.¹, Bethge J.², Aust G.³, Schulte B.³, Arlt A.⁴, Nikolaus S.⁵, Aden K.⁶, Schreiber S.²

P0370

ASSESSMENT OF IBD-DISK IN A PROSPECTIVE MULTICENTER COHORT OF PATIENTS WITH INFLAMMATORY BOWEL DISEASE

Tadbiri S.¹, Nachury M.², Serrero M.³, Bouhnik Y.⁴, Filippi J.⁵, Roblin X.⁶, Bourrier A.⁷, Bouguen G.⁸, Franchimont D.⁹, Savoye G.¹⁰, Buisson A.¹¹, Louis E.¹², Nancy S.¹³, Abitbol V.¹⁴, Reimund J.-M.¹⁵, Dewit O.¹⁶, Vuitton L.¹⁷, Laharie D.¹⁸, Amiot A.¹⁹

P0371

INCIDENCE AND SIGNIFICANCE OF FATIGUE IN PATIENTS WITH IBD

Kokkotis G., Bekiari D., Gizis M., Perlepe N., Gagas F., Athanasiou V., Kounadis G., Xourafas V., Bamias G., Koutsounas I.

P0372

INTER-OBSERVER AGREEMENT OF ULCERATIVE COLITIS “EXTENDED MAYO ENDOSCOPIC SCORE (EMES)” WITHIN A MULTICENTER INFLAMMATORY BOWEL DISEASE (IBD) TEAM WORK

Contaldo A.¹, Bianchi F.P.², Losurdo G.³, Iannone A.³, Albano F.⁴, Allegretta L.⁵, Bossa F.⁶, De Tullio N.⁷, Della Valle N.⁸, Fiorella S.⁹, Hadad Y.¹⁰, Mazzuoli S.¹¹, Paiano P.¹², Rispo A.¹³, Stasi E.¹⁴, Tursi A.¹⁵, Tafuri S.², Di Leo A.³, Principi M.¹⁶

P0373

SOMATIC DISTRESS SYMPTOMS ARE ASSOCIATED WITH HIGHER DISEASE ACTIVITY IN CROHN'S PATIENTSRegev S.¹, Sarid O.¹, Slonim-Nevo V.¹, Sergienko R.², Vardi H.², Friger M.², Greenberg D.³, Schwartz D.^{4,5}, Odes S.⁴, Israeli IBD Research Nucleus (IIRN)

P0374

MINDFULNESS-BASED COGNITIVE INTERVENTION IMPROVES WORK PRODUCTIVITY AND ACTIVITY IMPAIRMENT AMONG CROHN'S DISEASE PATIENTS. A RANDOMIZED CONTROLLED TRIALSchwartz D.^{1,2}, Goren G.³, Sergienko R.⁴, Greenberg D.⁵, Abukaf H.^{1,2}, Friger M.⁶, Sarid O.³, Slonim-Nevo V.³, Odes S.², Israeli IBD Research Nucleus (IIRN)

P0375

EVALUATION OF THE DIAGNOSTIC VALUE OF FECAL CALPROTECTIN IN THE MANAGEMENT OF CROHN'S DISEASE: MOROCCAN EXPERIENCE

Chabib F.-Z., Benelbarhdadi I., Ajana F.-Z.

P0376

ARTIFICIAL NEURAL NETWORK AS AN ASSISTANT IN THE DIFFERENTIAL DIAGNOSIS BETWEEN ULCERATIVE COLITIS AND CROHN'S DISEASEBakulin I.¹, Skalinskaya M.², Skazyvaeva E.¹, Mashevskii G.³, Shelyakina N.³, Smirnov A.⁴

P0377

SUBOPTIMAL ADHERENCE TO VACCINATION IN PREGNANT PATIENTS WITH INFLAMMATORY BOWEL DISEASE ON BIOLOGICSJubran B.¹, Sharifi N.², Seow C.³

P0378

RELATION BETWEEN 6-THIOGUANINE NUCLEOTIDES AND RED CELL MEAN CORPUSCULAR VOLUME, WHITE BLOOD CELL, NEUTROPHIL AND LYMPHOCYTE COUNT IN PATIENTS TREATED WITH AZATHIOPURINE AND 6-MERCAPTUPURINEZad M.¹, Do C.², Mahy G.³

P0379

BAMBOO JOINT-LIKE APPEARANCE IN STOMACH - AN ENDOSCOPIC BIOMARKER OF CROHN'S DISEASE. A PROSPECTIVE CASE CONTROL STUDYGraca-Pakulska K.¹, Dabkowski K.², Zawada I.¹, Starzynska T.²

P0380

POINT-OF-CARE TESTING SYSTEM FOR FECAL CALPROTECTIN DETECTION IN THE TELEMONITORING OF PATIENTS WITH INFLAMMATORY BOWEL DISEASES

Malícková K., Pešinová V., Bortlík M., Ďuricová D., Machková N., Hrubá V., Lukáš M., Vašátko M., Lukáš M.

P0381

SERUM TROUGH SB5 LEVELS: A COMPARISON OF TWO DIFFERENT IMMUNOASSAYS FOR THE MONITORING OF BIOSIMILAR ADALIMUMAB TREATMENT IN PATIENTS WITH INFLAMMATORY BOWEL DISEASE

Malícková K., Bortlík M., Ďuricová D., Machková N., Hrubá V., Lukáš M., Vašátko M., Mitrová K., Kostrejšová M., Lukáš M.

P0383

FACTORS CONTRIBUTING TO INDETERMINATE INTERFERON- γ RELEASE ASSAY RESULTS IN INFLAMMATORY BOWEL DISEASE PATIENTS UNDERGOING PRE-BIOLOGIC TUBERCULOSIS SCREENINGBi C.J.¹, Sadler C.¹, Makaranka S.¹, Potter J.L.², Samaan M.A.¹, Parker H.¹, Kettle R.¹, Whitley L.¹, Di Caro S.¹, Rahman F.¹, Mehta S.¹, Vega R.¹, Seward E.¹, McCartney S.¹, Bloom S.¹

P0384

ADHERENCE TO THERAPY INFLAMMATORY BOWEL DISEASE OBSERVED IN MOSCOW CLINICAL SCIENTIFIC CENTERKnyazev O.^{1,2}, Babayan A.¹, Kagramanova A.¹

P0385

PRELIMINARY ANALYSIS OF UTILISATION AND CLINICAL RESULTS FROM THE NHS SCOTLAND THERAPEUTIC DRUG MONITORING SERVICE FOR BIOLOGIC MEDICINESMacdonald J.^{1,2}, Perry M.^{2,3}, Seenan J.P.^{1,2}, Galloway P.⁴, Dunlop A.⁴

P0386

IMPACT OF BASELINE CORTICOSTEROID THERAPY ON TOFACITINIB INDUCTION EFFICACY AND INFECTION RISK IN PATIENTS WITH ULCERATIVE COLITIS: DATA FROM GLOBAL CLINICAL TRIALSLichtenstein G.R.¹, Cohen B.L.², Salese L.³, Soonasra A.³, Modesto I.⁴, Wang W.³, Woodworth D.A.³, Chan G.³, Quirk D.³, Su C.³, Peyrin-Biroulet L.⁵

P0387

LIVING WITH ULCERATIVE COLITIS IN GERMANY: ESTIMATING THE FREQUENCY AND EXTENT OF DOSE ESCALATIONS AMONG PATIENTS WITH MODERATE TO SEVERE ULCERATIVE COLITISDignass A.¹, Waller J.², Cappelleri J.C.³, Modesto I.⁴, Kisser A.⁵, Dietz L.⁵, DiBonaventura M.⁶, Wood R.², Bargo D.⁶

P0388

LIVING WITH ULCERATIVE COLITIS IN GERMANY: EXPLORING CONCOMITANT STEROID AND IMMUNOSUPPRESSANT USE AMONG PATIENTS WITH MODERATE TO SEVERE ULCERATIVE COLITISDignass A.¹, Waller J.², Cappelleri J.C.³, Modesto I.⁴, Kisser A.⁵, Dietz L.⁵, DiBonaventura M.⁶, Wood R.², Bargo D.⁶

P0389

FAECAL CALPROTECTIN LEVELS, C-REACTIVE PROTEIN LEVELS AND PARTIAL MAYO SCORE AS EARLY PREDICTORS OF CLINICAL AND ENDOSCOPIC OUTCOMES IN ADULT PATIENTS WITH MODERATELY TO SEVERELY ACTIVE ULCERATIVE COLITIS TREATED WITH TOFACITINIB IN A PHASE 2 STUDYDubinsky M.C.¹, Hudesman D.P.², Kulisek N.³, Salese L.³, Paulissen J.⁴, Su C.³, Magro F.⁵

P0390

LABORATORY PARAMETERS RELATED TO MONITORING IN PATIENTS WITH ULCERATIVE COLITIS TREATED WITH TOFACITINIB FOR UP TO 3 YEARS IN THE OCTAVE OPEN-LABEL, LONG-TERM EXTENSION STUDYMelmed G.Y.¹, Chang S.², Kulisek N.³, Fan H.³, Lawendy N.³, Maller E.³, Soonasra A.³, Irving P.M.⁴

P0391

ITEM-LEVEL IMPROVEMENTS IN INFLAMMATORY BOWEL DISEASE QUESTIONNAIRE SCORES IN PATIENTS WITH ULCERATIVE COLITIS TREATED WITH TOFACITINIB INDUCTION THERAPY

Dubinsky M.C.¹, DiBonaventura M.², Fan H.³, Bushmakina A.G.⁴, Cappelleri J.C.⁴, Maller E.³, Thorpe A.J.³, Salese L.³, [Panés J.](#)⁵

P0392

CLINICAL COURSE AND DIETARY PATTERNS AMONG PATIENTS INCORPORATING THE AUTOIMMUNE PROTOCOL FOR MANAGEMENT OF INFLAMMATORY BOWEL DISEASE

[Lee J.](#)¹, Pedretti C.², Konijeti G.³

P0393

TOFACITINIB FOR THE TREATMENT OF ULCERATIVE COLITIS: AN UPDATE ON THE ANALYSIS OF MALIGNANCY RATES FROM THE UC CLINICAL PROGRAMME

Lichtenstein G.R.¹, Ciorba M.A.², Rogler G.³, Quirk D.⁴, Thorpe A.J.⁴, Pedersen R.D.⁴, Lawendy N.⁴, Chan G.⁴, [Panés J.](#)⁵

P0394

PREDICTORS OF DELAYED RESPONSE TO TOFACITINIB: RESULTS OF THE OCTAVE OPEN STUDY FOR DELAYED RESPONDERS

Regueiro M.¹, Kinnucan J.A.², Ungaro R.³, Quirk D.⁴, Su C.⁴, Lawendy N.⁴, Fan H.⁴, Woodworth D.A.⁴, [Neurath M.F.](#)⁵

P0395

A MULTICENTRIC STUDY ON THE EFFECTIVENESS OF ANTI-TNF AGENTS IN SYMPTOMATIC STRICTURING CROHN'S DISEASE

[Rodríguez-Lago I.](#)^{1,2}, Del Hoyo J.³, Perez Girbes A.⁴, Garrido-Marín A.³, Casanova M.J.^{5,6,7}, Chaparro M.^{5,6,7}, Fernández-Clotet A.⁸, Castro-Poceiro J.⁸, García García M.J.⁹, Sánchez S.¹⁰, Ferreiro-Iglesias R.¹¹, Bastón I.¹¹, Piqueras M.¹², Mena R.¹², Esteba i Bech de Careda L.¹³, Suárez Ferrer C.¹⁴, Poza Cordón J.¹⁴, López A.¹⁵, Márquez Mosquera L.¹⁵, Arroyo M.¹⁶, Alfambra E.¹⁶, Sierra-Ausín M.¹⁷, Cano N.¹⁷, Delgado-Guillena P.¹⁸, Morales V.¹⁸, Aparicio J.C.¹⁹, Guerra I.²⁰, Aulló C.²¹, Merino O.²², Rodríguez González G.E.²³, Hidalgo M.A.²⁴, Llaó J.²⁵, Plaza R.²⁶, Molina G.²⁷, Torres P.²⁸, Pérez P.²⁹, Romero M.G.³⁰, Herrera de Guise C.³¹, Armesto E.³², Mesonero F.³³, Frago-Larramona S.³⁴, Benítez J.M.^{35,36}, Calvo Moya M.I.³⁷, López-Martín M.C.³⁸, Elorza A.¹, Larena A.³⁹, Peña E.⁴⁰, Rodríguez-Grau M.D.C.⁴¹, de Miguel-Criado J.⁴², Botella B.⁴³, Olmos J.A.⁴⁴, López L.⁴⁵, Gisbert J.P.^{5,6,7}, Young IBD Group from GETECCU

P0396

CLINICAL EFFECTIVENESS OF GOLIMUMAB IN ULCERATIVE COLITIS: A PROSPECTIVE MULTICENTRE STUDY BASED ON THE SWEDISH NATIONAL QUALITY REGISTRY FOR IBD, SWIBREG

Eriksson C.¹, [Vísuri I.](#)¹, Bergemalm D.¹, Rundquist S.¹, Vignren L.², Nilsson L.³, Kärnell A.⁴, Hjortswang H.⁵, Udumyan R.⁶, Almer S.⁷, Hertvig E.⁸, Karlén P.³, Strid H.⁹, Halfvarson J.¹, The GO SWIBREG Study Group

P0397

LUPUS-LIKE REACTIONS IN PATIENTS WITH INFLAMMATORY BOWEL DISEASE TREATED WITH ANTI-TNFS ARE RARE BUT INSIDIOUS ADVERSE EVENTS: DATA FROM A LARGE SINGLE-CENTER COHORT

[Macaluso F.S.](#), Sapienza C., Ventimiglia M., Cottone M., Orlando A.

P0398

EFFECTIVENESS AND SAFETY OF USTEKINUMAB FOR THE TREATMENT OF CROHN'S DISEASE IN REAL-LIFE STUDIES: A META-ANALYSIS

[Macaluso F.S.](#)¹, Maida M.², Ventimiglia M.¹, Cottone M.¹, Orlando A.¹

P0399

LONG-TERM EFFECT OF RISANKIZUMAB ON IMPROVED AND SUSTAINED HEALTH-RELATED QUALITY OF LIFE OVER 3 YEARS IN PATIENTS WITH MODERATE TO SEVERE CROHN'S DISEASE: INTERIM ANALYSIS OF A PHASE 2 OPEN-LABEL EXTENSION STUDY

[Louis E.](#)¹, Bossuyt P.², Panés J.³, Feagan B.⁴, Kalabic J.⁵, Wallace K.⁶, Chen N.⁶, Lee W.-J.⁶, Ferrante M.⁷

P0400

EFFICACY AND SAFETY OF USTEKINUMAB USING ENDOVENOUS INDUCTION IN CROHN'S DISEASE: REAL-WORLD CLINICAL SETTING FROM A MULTICENTER OBSERVATIONAL STUDY

Hernandez Camba A.¹, [Ramos L.](#)², Carrillo M.², Rodríguez G.E.¹, Figueroa A.³, Alonso I.², Tardillo C.¹, Peñate M.⁴, Vela M.¹, Ceballos D.³, Arranz L.¹, Rodríguez Y.¹, Cruz N.⁵, Amat S.⁶, Kolle L.⁷, Quintero E.²

P0401

LONG-TERM OUTCOMES OF INFLIXIMAB THERAPY FOR PATIENTS WITH CROHN'S DISEASE AT DIFFERENT TIMES OF INITIATION OF INFLIXIMAB ADMINISTRATION: A SINGLE-CENTRE COHORT STUDY IN JAPAN

[Kato M.](#)^{1,2}, Tanaka H.², Nakamura K.², Sugiyama K.², Miyakawa M.², Sakemi R.^{2,3}, Yamashita M.^{1,2}, Nasuno M.², Ishii M.^{2,4}, Motoya S.², Itoh F.¹

P0402

ASSESSMENT OF PATIENTS' PREFERENCE FOR A NEW AUTO-INJECTION PEN COMPARED WITH THE PREFILLED SYRINGE FOR SELF-ADMINISTRATION OF ADALIMUMAB IN PATIENTS WITH CROHN'S DISEASE: A PROSPECTIVE COHORT STUDY

[Miyakawa M.](#)¹, Tanaka H.¹, Nojima M.², Hojo H.³, Masuya K.³, Morino M.³, Wataya M.³, Akita I.³, Nakamura K.¹, Sugiyama K.¹, Nasuno M.¹, Motoya S.¹

P0403

LONG-TERM EFFICACY AND SAFETY OF ETASIMOD FOR ULCERATIVE COLITIS: RESULTS FROM THE OPEN-LABEL EXTENSION OF THE OASIS STUDY

[Vermeire S.](#)¹, Panés J.², Chiorean M.³, Peyrin-Biroulet L.⁴, Zhang J.⁵, Sands B.E.⁶, Lazin K.⁵, Cabell C.H.⁵, Naik S.U.⁵, Klassen P.⁵, Sandborn W.J.⁷

P0404

NONCLINICAL SAFETY ASSESSMENT OF LC51-0255, AN ORAL SPHINGOSINE-1-PHOSPHATE 1 RECEPTOR (S1P1) MODULATOR WITH A FAVORABLE PROFILE

[Kim K.C.](#)¹, Kim J.¹, Hong P.S.², Seo D.O.¹

P0405

LONG-TERM BUDESONIDE TREATMENT AND RISK OF OSTEOPOROTIC FRACTURES IN PATIENTS WITH MICROSCOPIC COLITIS

[Bonderup O.K.](#)^{1,2}, Reilev M.³, Nielsen G.L.⁴, Thomsen Ernst M.³, Hallas J.³

P0407

DEFINING MEANINGFUL ATTRIBUTES FOR THE TREATMENT OF IBD FROM PATIENTS' PERSPECTIVE

Louis E.¹, Ramos-Goñi J.M.², Cuervo J.², Kopylov U.³, Barreiro de Acosta M.⁴, McCartney S.⁵, Rosenfeld G.⁶, Bettenworth D.⁷, Hart A.⁸, Novak K.⁹, Donnet X.¹⁰, Easton D.¹¹, Saldaña R.¹², Protze K.¹³, Tzur E.¹⁴, Alperovich G.¹⁵, Casellas Jorda F.¹⁶

P0409

EFFICACY OF EARLY ANTI-TUMOR NECROSIS FACTOR TREATMENT IN ADULT AND PEDIATRIC PATIENTS WITH CROHN'S DISEASE: A SYSTEMATIC REVIEW AND META-ANALYSIS

Ungaro R.¹, Aggarwal S.², Topaloglu O.², Lee W.-J.³, Clark R.³, Colomel J.-F.¹

P0406

SAFETY AND IMMUNE MODULATORY PROPERTIES OF LC51-0255, AN ORAL, SELECTIVE SPHINGOSINE 1-PHOSPHATE 1 (S1P1) RECEPTOR MODULATOR, IN HEALTHY VOLUNTEERS

Hwang I.¹, Lee S.W.², Na H.³, Jeon S.³, Kim K.C.³, Yu K.S.¹

P0410

ST-0529 IN MODERATE TO SEVERE ACTIVE ULCERATIVE COLITIS: LESSONS LEARNED AND PERSPECTIVES

Gardzinski P., Dzyngel B., Hall J.

P0411

HUMAN ADIPOSE MESENCHYMAL STEM CELLS MODULATE MYELOID CELLS TOWARDS AN ANTI-INFLAMMATORY AND REPARATIVE PHENOTYPE: ROLE OF IL-6 AND PGE2

Ortiz-Virumbrales M.¹, Menta R.¹, Mancheño-Corvo P.¹, Avivar-Valderas Á.¹, Herrero A.¹, Dalemans W.², de la Rosa O.¹, Lombardo E.¹

P0412

INCIDENCE OF VENOUS THROMBOEMBOLIC EVENTS IN PATIENTS WITH ULCERATIVE COLITIS TREATED WITH TOFACITINIB IN THE ULCERATIVE COLITIS CLINICAL DEVELOPMENT PROGRAMME

Sandborn W.J.¹, Panés J.², Sands B.E.³, Reinisch W.⁴, Su C.⁵, Lawendy N.⁵, Koram N.⁶, Fan H.⁵, Jones T.V.⁵, Modesto I.⁷, Quirk D.⁵, Danese S.⁸

P0413

CLINICAL REMISSION DEMONSTRATED WITH ORAL OZANIMOD IN THE OVERALL POPULATION AND ACROSS MULTIPLE SUBGROUPS OF PATIENTS WITH MODERATELY TO SEVERELY ACTIVE ULCERATIVE COLITIS IN THE TOUCHSTONE TRIAL

Feagan B.G.¹, Sandborn W.J.², D'Haens G.R.³, Hanauer S.B.⁴, Wolf D.C.⁵, Vermeire S.⁶, Ghosh S.⁷, Petersen A.⁸, Hua S.Y.⁸, Shan K.⁸, Liu J.⁸

P0414

LONG-TERM EFFICACY AND SAFETY OF UPADACITINIB TREATMENT IN PATIENTS WITH CROHN'S DISEASE: ONE-YEAR RESULTS OF THE ONGOING PHASE 2 CELEST OPEN-LABEL EXTENSION STUDY

D'Haens G.¹, Panes J.², Louis E.³, Zhou Q.⁴, Pugatch D.⁴, Liu J.⁴, Lacerda A.⁴, Loftus Jr. E.V.⁵

P0415

THERAPEUTIC INTENSIFICATION IN PATIENTS WITH INFLAMMATORY BOWEL DISEASE - A COMPARISON OF DIFFERENT BIOLOGIC THERAPIES

Bernardo S.¹, Fernandes S.R.², Gonçalves A.R.³, Baldaia C.⁴, Valente A.I.⁵, Moura dos Santos P.M.⁶, Correia L.⁷, Marinho R.T.⁸

P0416

USTEKINUMAB MAINTAINED CLINICALLY MEANINGFUL IMPROVEMENT IN HEALTH-RELATED QUALITY OF LIFE IN PATIENTS WITH MODERATE TO SEVERE CROHN'S DISEASE: RESULTS FROM THE IM-UNITI LONG-TERM EXTENSION

Sands B.E.¹, Han C.², Gasink C.³, Zou B.⁴, Targan S.⁵, Sandborn W.J.⁶, Feagan B.G.⁷

P0417

HIGH PLATELET COUNT PREDICTS A RAPID RESPONSE TO ADALIMUMAB AND A FAVOURABLE SHORT-TERM OUTCOME IN PATIENTS WITH ULCERATIVE COLITIS: A MULTI-CENTRE RETROSPECTIVE COHORT STUDY

Sakemi R.¹, Miyakawa M.², Tanaka H.², Nojima M.³, Nasuno M.², Motoya S.², Tanuma T.⁴, Ishii M.⁵, Yanagisawa H.⁶, Yamashita M.⁷, Toita N.⁸, Suzuki R.⁹, So S.¹

P0418

ASSESSING THE LEVEL OF UNMET NEED AMONGST ULCERATIVE COLITIS PATIENTS IN THE UNITED STATES AND EUROPE

Kershaw J.¹, Lucas J.¹, Naessens D.²

P0419

IBD BIOSIMILAR TO BIOSIMILAR INFLIXIMAB SWITCHING STUDY: PRELIMINARY RESULTS

Harris C.^{1,2}, Harris R.^{1,2}, Young D.³, McDonnell M.^{1,2}, Harvey J.⁴, Felwick R.², Gwiggner M.², Latter S.⁵, Cummings F.^{1,2}

P0420

OPTIMIZATION OF DOSES OF THIOPURINIC DRUGS (AZATIOPRINE AND MERCAPTOPYRINE) IN PATIENTS WITH INFLAMMATORY BOWEL DISEASE UNDER TREATMENT COMBINED WITH ANTI-TNF ALPHA (INFLIXIMAB/ADALIMUMAB)

Lucas Ramos L.¹, Suárez Ferrer C.², Martín-Arranz M.D.³, Poza Cordon J.³, Martín-Arranz E.³, Andaluz Garcia I.¹, Yebra Carmona J.¹, Mora Sanz P.¹

P0421

META-ANALYSIS: DEEP REMISSION IN IBD WITH ANTI-TNF AGENTS

Alipour O.¹, Gulati A.¹, Shao L.¹, Zhang B.²

P0422

A LARGE POOLED SAFETY ANALYSIS OF 3 POST-MARKETING STUDIES CONDUCTED IN INFLAMMATORY BOWEL DISEASE PATIENTS TREATED WITH BIOSIMILAR INFLIXIMAB (CT-P13)

Lee S.J.¹, Baek K.¹, Lee Y.J.¹, Lee S.¹, Kim H.², Lee S.G.¹, Park J.E.¹

P0423

COGNITIVE BEHAVIORAL INTERVENTION DECREASES PSYCHOLOGICAL STRESS AND DISEASE ACTIVITY IN ADULTS WITH CROHN'S DISEASE: PRELIMINARY RESULTS OF A RANDOMIZED CONTROLLED TRIAL

Schwartz D.¹, Goren G.², Sergienko R.², Friger M.³, Greenberg D.², Sarid O.², Slonim-Nevo V.², Odes S.⁴, Israeli IBD Research Nucleus (IIRN)

P0424

EFFECTIVENESS AND SAFETY OF ENDOSCOPIC BALLOON DILATION OF COLORECTAL STRICTURES IN CROHN'S DISEASE
Tilmant M.¹, Serrero M.², Poullenot F.³, Bouguen G.⁴, Pariente B.⁵, Altwegg R.⁶, Basile P.⁷, Filippi J.⁸, Vanelslander P.⁹, Buisson A.¹⁰, Vuitton L.¹¹, Desjeux A.¹², Laharie D.¹³, Le Balc'h E.⁴, Maria N.¹⁴, Boivineau L.¹⁵, Savoye G.¹⁶, Hebuterne X.¹⁷, Poincloux L.¹⁸, Lamrani A.¹⁹, Fumery M.¹

P0425

BARRIERS AND FACILITATORS IN CONDUCTING THERAPEUTIC TRIALS IN INFLAMMATORY BOWEL DISEASE: A MONOCENTRIC ITALIAN SURVEY

Giubilei L., Larussa T., Suraci E., Imeneo M., Marasco R., Abenavoli L., Luzzza F.

P0426

LONG-TERM FOLLOW-UP OF SWITCHING FROM ORIGINAL INFLIXIMAB TO INFLIXIMAB BIOSIMILAR. REAL WORLD DATA
Belvis Jiménez M.¹, Guerra Veloz M.F.², Maldonado Perez B.³, Valdes-Delgado T.⁴, Castro Laria L.³, Perea R.⁵, Calleja J.³, Merino V.³, Benítez Roldán A.³, Caunedo Álvarez Á.³, Argüelles-Arias F.⁶

P0427

PATIENTS' PERCEPTIONS AND UNMET NEEDS IN INFLAMMATORY BOWEL DISEASES: A MONOCENTRIC ITALIAN SURVEY

Giubilei L., Larussa T., Flauti D., Suraci E., Imeneo M., Marasco R., Abenavoli L., Luzzza F.

P0428

SAFETY AND TOLERABILITY OF BIOLOGIC AGENTS IN INFLAMMATORY BOWEL DISEASE: A RETROSPECTIVE STUDY IN A TERTIARY REFERRAL CENTER

Neve V.¹, Carporelli S.², Losurdo G.², Ierardi E.², Barone M.², Principi M.³, Di Leo A.²

P0429

EFFICACY AND SAFETY OF USTEKINUMAB IN PATIENTS WITH MODERATE TO SEVERE CROHN'S DISEASE: A REAL WORLD STUDY IN BRAZIL

Parra R.S.¹, Chebli J.², Chebli L.A.³, Bertges E.R.⁴, Ambrogini Junior O.⁵, Gomes T.N.F.⁶, Argollo M.C.⁷, Alves Junior A.J.T.⁸, Lubini M.⁹, Boratto S.D.F.¹⁰, Schiavetti B.¹¹, Flores C.¹², Bafutto M.¹³, Queiroz N.S.F.¹⁴, Azevedo M.F.C.¹⁴, Vilella E.G.¹⁵, Gasparetti Junior N.L.¹⁶, Feitosa M.¹⁷, Féres O.¹⁸, Rocha J.J.R.¹⁷

P0430

EFFECTIVENESS AND SAFETY OF REFERENCE INFLIXIMAB AND BIOSIMILAR IN ULCERATIVE COLITIS: A FRENCH REAL-LIFE EQUIVALENCE STUDY

Meyer A.^{1,2}, Rudant J.¹, Drouin J.¹, Coste J.³, Carbonnel F.², Weill A.¹

P0431

SAFETY AND EFFECTIVENESS OF GRANULOCYTE AND MONOCYTE ADSORPTIVE APHERESIS IN ELDERLY PATIENTS WITH INFLAMMATORY BOWEL DISEASE: A MULTICENTRE COHORT STUDY

Tanaka H.¹, Nasuno M.¹, Shibuya T.², Osada T.³, Ito A.⁴, Kobayashi T.⁵, Kunisaki R.⁶, Hongo H.⁷, Tanida S.⁸, Hosoi E.⁹

P0432

SAFETY OF GRANULOCYTE AND MONOCYTE ADSORPTIVE APHERESIS IN PATIENTS WITH INFLAMMATORY BOWEL DISEASE UNDERGOING CONCOMITANT TREATMENT WITH IMMUNOSUPPRESSANT MEDICATIONS: A MULTICENTRE COHORT STUDY

Miyakawa M.¹, Tanaka H.¹, Shibuya T.², Osada T.³, Hosoi E.⁴

P0433

SAFETY AND EFFECTIVENESS OF RETREATMENT WITH GRANULOCYTE AND MONOCYTE ADSORPTIVE APHERESIS IN PATIENTS WITH INFLAMMATORY BOWEL DISEASES: A MULTICENTRE COHORT STUDY

Shibuya T.¹, Osada T.², Yamamoto T.³, Shimoyama T.³, Aoyama N.⁴, Mizuno C.⁵, Tanaka H.⁶, Hongo H.⁷, Masuda T.⁸, Hosoi E.⁹

P0434

REAL LIFE EFFECTIVENESS OF VEDOLIZUMAB IN PATIENTS WITH IBD: A SINGLE CENTER EXPERIENCE

Bossa F., Biscaglia G., Terracciano F., Martino G., Fontana R., Nardella M., Andriulli A.

P0435

SPACING THE ADMINISTRATION INTERVAL OF ANTI-TNF AGENTS: A VALID STRATEGY FOR PATIENTS WITH INFLAMMATORY BOWEL DISEASE?

Torres Rodríguez P.F.¹, Núñez L.², Aguilar A.¹, Mañosa M.¹, Mesonero F.², Cañete F.¹, Calafat M.¹, Fernandez C.², Cabré E.¹, López-San Román A.², Domènech E.¹

P0436

SURGERY AND HOSPITALIZATION RATES IN INFLAMMATORY BOWEL DISEASE PATIENTS IN THE QUÉBEC PROVINCIAL DATABASE FROM 1996 - 2015

Verdon C.¹, Reinglas J.¹, Coulombe J.², Gonczi L.³, Bessissow T.¹, Afif W.¹, Vutcovici M.¹, Wild G.¹, Seidman E.¹, Bitton A.¹, Brassard P.^{2,4,5}, Lakatos P.L.^{1,3}

P0437

ANALYSIS OF UC COLECTOMY RATES IN PRE- AND POST-BIOLOGIC ERA IN LOTHIAN, SCOTLAND

Jenkinson P.¹, Jones G.R.¹, Plevris N.¹, Lyons M.², Kirkwood K.³, Arnott I.D.¹, Lees C.W.¹

P0439

RISK OF LATE POST-OPERATIVE RECURRENCE OF CROHN'S DISEASE IN ENDOSCOPIC REMISSION AFTER ILEOCAECAL RESECTION: A 10-YEAR MULTICENTER EXPERIENCE

Pouillon L.^{1,2}, Amicone C.³, Remen T.², Louis E.³, Maes S.¹, Reenaers C.³, Germain A.², Baumann C.², Bossuyt P.¹, Peyrin-Biroulet L.²

P0440

ASSESSMENT OF THE NEED FOR THE FIRST INTESTINAL RESECTION IN PATIENTS WITH CROHN'S DISEASE FOLLOWING DIAGNOSIS: A SINGLE-CENTRE COHORT STUDY IN JAPAN

Yamashita M.^{1,2}, Tanaka H.², Nakamura K.², Sugiyama K.², Kato M.^{1,2}, Miyakawa M.², Sakemi R.^{2,3}, Nasuno M.², Ishii M.^{2,4}, Motoya S.², Itoh F.¹

P0441

TRANSANAL CLOSE RECTAL DISSECTION (TACRD) PROCTECTOMY: A NEW ROAD TO AN OLD DESTINATION

Barugola G.¹, Variola A.², Bertocchi E.¹, Di Ruscio M.², Geckerle A.², Ruffo G.¹

P0442

LAPAROSCOPIC INTRAOPERATIVE ULTRASOUND IN PATIENTS WITH CROHN'S DISEASE: A FEASIBILITY STUDYBotti F.^{1,2}, Prati M.¹, Montagnolo G.¹, Verga V.¹, Caprioli F.³, Boni L.^{1,3}

P0443

COLECTOMY RATES AND POSTOPERATIVE COMPLICATIONS IN PATIENTS WITH ULCERATIVE COLITIS REGISTERED IN A TERTIARY CENTERCostache R.E.¹, Anda L.¹, Saizu I.A.¹, Stanculea O.², Dumitrascu T.², Iacob R.¹, Popescu I.², Gheorghe L.S.¹, Gheorghe C.¹

Poster Session

10:30 - 17:00

Poster Exhibition - Hall 7

Other Lower GI Disorders I

P0444

FECAL CALPROTECTIN LEVELS ARE ELEVATED IN TRANSTHYRETIN AMYLOIDOSIS PATIENTS WITH GASTROINTESTINAL MANIFESTATIONSNakov R.¹, Sarafov S.², Nakov V.³, Gospodinova M.⁴, Todorov T.⁵, Kirov A.^{5,6}, Todorova A.^{5,6}, Vladimirov B.⁷, Tournev I.^{2,8}

P0445

PRELIMINARY DATA ON ORAL AND FECAL MICROBIOTA IN PATIENTS AFFECTED BY LYNCH SYNDROMEMannucci A.¹, Zuppardo R.A.², Ferrarese R.³, Antoci G.⁴, Ditunno I.⁴, Notaristefano C.², Patricelli M.G.⁵, Russo Raucchi A.⁵, Testoni P.A.², Di Leo M.⁶, Mancini N.³, Cavestro G.M.²

P0446

SERUM METABOLITE PROFILES IN ACUTE RADIATION ENTERITIS: AN ANIMAL MODEL STUDY

Zhang Q., Zhan Q., An F., Nie H.

P0447

LOSS OF THE MICROBIALLY REGULATED HEXOKINASE 2 IN INTESTINAL EPITHELIAL CELLS PROTECTS FROM ACUTE COLITISHamm J.¹, Klischies K.¹, Prasse D.², Hinrichsen F.¹, Mishra N.¹, Messner B.¹, Häsler R.¹, Aden K.¹, Schmitz-Streit R.², Rosenstiel P.¹, Sommer F.¹

P0448

IMPACT OF THE DIETARY POLYACETYLENIC FALCARINOL AND FALCARINDIOL ON INFLAMMATION AND COLORECTAL CANCER: A MECHANISTIC STUDY IN A PRIMED RAT MODELKobaek-Larsen M.¹, Baatrup G.², Notabi M.³, El-Houri R.³, Pipó-Ollé E.³, Arnspang E.³, Christensen L.⁴

P0449

IMMUNOTHERAPY INDUCED COLITIS: A SINGLE CENTER EXPERIENCESoufleris K.¹, Fasoulas K.¹, Lazaraki G.¹, Kafalis N.¹, Stergiou E.¹, Vladika N.², Tzilves D.¹

P0450

LOSS OF PTPN2 IN EITHER DENDRITIC CELLS OR T CELLS RESULTS IN REDUCED TUMOR BURDEN IN THE ORTHOTOPIC COLON TUMOUR MOUSE MODEL

Katkeviciute E., Hering L., Montalban-Arques A., Busenhardt P., Atrott K., Scharl M., Spalinger M.

P0451

CHARACTERIZATION OF A NEW BACTERIAL LIGAND FOR PPAR α #947;Petitfils C.¹, Pujo J.², Perez-Berezo T.³, Payros G.³, Barreau F.³, Blanpied C.³, Bertrand-Michel J.⁴, Oswald E.³, Dietrich G.³, Le Faouder P.⁴, Cenac N.³

P0452

GASTROINTESTINAL AND LIVER IMMUNE-RELATED ADVERSE EVENTS INDUCED BY IMMUNE CHECKPOINT INHIBITOR: A DESCRIPTIVE OBSERVATIONAL STUDYSanz-Segura P.¹, García Cámara P.¹, Fernandez-Bonilla E.¹, Bernal V.^{1,2}

P0453

TOXIN A AND B COMBINED WITH GLUTAMATE DEHYDROGENASE IMMUNOASSAYS CAN SAVE TOXIGENIC CULTURE FOR THE DIAGNOSIS OF CLOSTRIDIUM DIFFICILE INFECTIONYoshimura D.^{1,2}, Shimomura T.², Iwasaki N.², Inoue T.², Suenaga K.², Ochiai T.¹

P0454

EFFICACY OF MULTIPLEX STOOL PCR ASSAY FOR DETECTION OF ENTEROPATHOGENIC BACTERIA IN PATIENTS WITH ACUTE INFECTIOUS DIARRHEA

Ahn J.S., Seo S.I., Kang J.G., Kim H.S., Shin W.G., Jang M.K., Lee J.H., Kim H.Y.

P0455

PROBIOTICS FOR THE PREVENTION OF CLOSTRIDIUM DIFFICILE INFECTION AMONG PATIENTS UNDERGOING ANTIBIOTIC THERAPY- PRELIMINARY RESULTS

Popescu A., Foncea C.G., Topan M., Cotrau R., Belintan P., Moga T.V., Danila M., Sirli R., Sporea I.

P0456

EARLY CONTRAST-ENHANCED CT BEFORE COLONOSCOPY SIGNIFICANTLY IMPROVES THE RATES OF IDENTIFYING THE RESPONSIBLE DIVERTICULUM CAUSING COLONIC DIVERTICULAR BLEEDING AND ENDOSCOPIC HEMOSTASISMizutani S.¹, Ochi M.¹, Yamaguchi Y.¹, Okawara H.¹, Okawara A.¹, Kakinoki N.¹, Hirai S.¹, Kamoshida T.¹, Yanaka A.²

P0457

BLOOD GROUP O IS AN INDEPENDENT RISK FACTOR FOR DELAYED POST-PROCEDURAL BLEEDING AFTER ENDOSCOPIC RESECTION FOR COLORECTAL TUMORS: A MULTI-CENTER CASE-CONTROL STUDYFuruhashi H.^{1,2}, Dobashi A.^{1,2}, Tamai N.^{1,2}, Shimamoto N.^{1,2}, Ono S.^{1,2}, Matsui H.^{1,2}, Hara Y.^{1,3}, Kobayashi M.^{1,3}, Ohya T.^{1,2}, Kamba S.^{1,2}, Horiuchi H.^{1,2}, Koizumi A.^{1,2}, Kato M.^{1,4}, Ikeda K.^{1,3}, Arakawa H.^{1,5}, Sumiyama K.^{1,2}

P0458

EFFECTIVENESS OF TRANSCATHETER ARTERIAL EMBOLIZATION FOR COLONIC DIVERTICULAR BLEEDING

Machida T., Fukami Y., Ishii R., Hara H., Sugiyama Y., Yonemoto Y., Ikemiyagi H., Yoshino K., Sakita S.

P0459

UTILITY OF SHOCK INDEX FOR RISK STRATIFICATION IN ACUTE LOWER GASTROINTESTINAL BLEEDING

García-Iglesias P.^{1,2}, Martínez-Bauer E.^{2,3}, Da Costa J.¹, Lira Aguilar A.³, Llibre G.¹, Vives J.¹, Machlab S.³, Soria A.¹, Brunet E.¹, Hernández L.¹, Junquera F.³, Puig-Divi V.³, Campo R.³, Brullet E.³, Melcarne L.¹, Gallach M.¹, Calvet X.^{1,2,4}

P0460

EFFECT OF WEEKEND HOSPITAL ADMISSION ON LOWER GASTROINTESTINAL BLEEDING OUTCOMES

Brunet E.¹, Hernández L.¹, García-Iglesias P.^{1,2}, Martínez-Bauer E.³, Machlab S.³, Melcarne L.¹, Gallach M.¹, Campo R.^{2,3}, Marín S.⁴, Calvet X.^{1,2,5}, Raurich M.⁴, Brullet E.³

P0461

COMPLEX ANTITHROMBOTIC THERAPY IN PATIENTS WITH ACUTE LOWER GASTROINTESTINAL BLEEDING: CLINICAL OUTCOMES

Soria A.¹, García-Iglesias P.^{1,2}, Machlab S.³, Martínez-Bauer E.³, Vives J.¹, Llibre G.¹, Gallach M.¹, Da Costa J.¹, Lira A.³, Melcarne L.¹, Marín S.⁴, Brullet E.³, Calvet X.^{1,2,5}, Raurich M.⁶, Campo R.^{2,3}

P0462

EPIDEMIOLOGY AND TIME TRENDS OF LOWER GASTROINTESTINAL BLEEDING - A POPULATION BASED COHORT STUDY OVER MORE THAN 30 YEARS

Vora P.^{1,2}, Pietilä A.³, Brobert G.⁴, Salomaa V.³

P0463

PROSPECTIVE EVALUATION OF GASTROINTESTINAL BLEEDING IN PATIENTS UNDER DIRECT ORAL ANTICOAGULANT THERAPY: A REAL-WORLD STUDY

Alcalá L.¹, Jiménez Hernández C.¹, Cerdá M.², Santamaría A.², Alonso-Cotoner C.^{1,3}

P0464

SILENCING OF MBD2 AND EZH2 INHIBIT THE PROLIFERATION OF COLORECTAL CARCINOMA CELLS BY RESCUING THE TRANSCRIPTION OF SFRP

Xie Y.¹, Wang F.², Zhang J.², Qi J.³

P0466

MICRORNA 375 REGULATES PROLIFERATION OF COLORECTAL CANCER CELLS BY SUPPRESSING THE MTDH EXPRESSION

Han S.H., Mo J.-S., Chae S.

P0467

HERV-HX, A NEW HUMAN ENDOGENOUS RETROVIRUS GENE, PROMOTES COLORECTAL CANCER GROWTH AND METASTASIS BY ACTIVATING WNT/β-CATENIN SIGNALING

Zhang M.^{1,2}, Zheng S.^{2,3}, Liang J.Q.⁴

P0468

ABROGATION OF EMILIN1 GC1Q-β4β1 INTEGRIN INTERACTION AFFECTS EXPERIMENTAL COLITIS AND COLON CARCINOGENESIS ENHANCING LYMPHATIC DYSREGULATION AND INFLAMMATORY CASCADE

Capuano A.¹, Doliana R.¹, Pivetta E.¹, Maiero S.², Fornasarig M.², Magris R.², Guarnieri G.², Cannizzaro R.², Spessotto P.¹

P0469

STUDIES ON PROTEASE-ACTIVATED RECEPTOR-DEPENDENT REGULATION OF COLON STEM CELLS WITH THE ORGANOID MODEL

Racaud-Sultan C.¹, Coméra C.², Rolland C.¹, Bonnart C.¹, Sebbag M.¹, Deraison C.¹, Mas E.¹, Vergnolle N.¹

P0470

MIRNAS AS MOLECULAR PREDICTORS OF RESPONSE TO CHEMORADIOTHERAPY IN RECTAL CANCER

Mourato C.¹, Ourô S.², Cardador A.¹, Castro R.E.¹, Albergaria D.², Maio R.², Rodrigues C.M.P.¹

P0471

A GENE PANEL DERIVED FROM GASTRIC CANCER TRANSCRIPTOME ANALYSIS DISCRIMINATES COLONIC POLYPS

Bornschein L.¹, Blake A.², Leedham S.², Bird-Lieberman E.³, The S:CORT Consortium

P0473

LINC00152 CONTRIBUTES TO THE PATHOGENESIS OF COLORECTAL CANCER THROUGH PROMOTING CELL PROLIFERATION VIA MULTIPLE MOLECULAR PATHWAYS

Galamb O.^{1,2}, Kalmár A.^{1,2}, Sebestyén A.³, Dankó T.³, Tolnai-Kriston C.³, Kinga Bartak B.¹, Nagy Z.B.¹, Barna G.³, Tullasay Z.⁴, Igaz P.¹, Molnar B.¹

P0474

FAECAL IMMUNOCHEMICAL TESTING IN PATIENTS WITH RECTAL BLEEDING: A WASTE OF TIME?

D'Souza N.¹, Benton S.², Abulafi M.¹

P0475

PROTON PUMP INHIBITORS ASSOCIATED WITH FALSE-POSITIVE RESULTS WHEN USING FAECAL IMMUNOCHEMICAL TESTS FOR COLORECTAL CANCER SCREENING

de la Peña Negro L.C.^{1,2,3}, Ibañez Sanz G.^{1,2,4}, Milà N.^{1,5}, Rodríguez Moranta F.^{2,4}, Rodríguez Alonso L.², García M.⁵, Binefa G.⁵, Vidal C.⁵, Atencia C.¹, Centelles C.², Soriano A.², Guardiola J.^{2,6}, Moreno V.^{1,4,6}

P0476

THE NICE FIT STUDY INTERIM RESULTS: PROSPECTIVE, MULTICENTRE, DIAGNOSTIC ACCURACY STUDY OF THE FAECAL IMMUNOCHEMICAL TEST FOR COLORECTAL DISEASE IN 5332 SYMPTOMATIC PATIENTS

D'Souza N.¹, Benton S.², Abulafi M.¹

P0477

DIGITAL CHROMOENDOSCOPY SYSTEMS (I-SCAN AND OPTICAL ENHANCEMENT) FOR COLORECTAL POLYP PREDICTION: THEIR ROLE IN THE NICE CLASSIFICATION

Nobles-Medranda C., Soria-Alcivar M., Oleas R., Olmos J.I., Baquerizo-Burgos J., Puga-Tejada M., Ospina J., Alcivar-Vasquez J., Alvarado-Escobar H., Del Valle R., Pitanga-Lukashok H.

P0478

COMPARATIVE STUDY OF GREEK PATIENTS WITH CANCER OF THE LEFT AND RIGHT COLON BASED ON CLINICAL PRESENTATION, COMORBIDITY, HISTOPATHOLOGY AND MOLECULAR BIOMARKERS

Kalantzis I.¹, Gakiopoulou X.², Nonni A.², Ziras N.³, Gkoumas K.¹, Paulaki A.²

P0479

CLINICOPATHOLOGICAL STUDY OF LATERALLY SPREADING TUMORS OF THE COLORECTUMIwabuchi M., Sugimura M., Mano Y., Ukai K.

P0480

ELECTRICAL AND VISCOELASTIC PARAMETERS OF ERYTHROCYTES IN COMBINATION WITH THE FATTY ACID PROFILE OF THEIR MEMBRANES AND SERUM AS POTENTIAL BIOMARKERS FOR THE DIAGNOSIS OF COLORECTAL CANCERKruchinina M.V.¹, Gromov A.¹, Prudnikova I.¹, Kurilovich S.¹, Kruchinin V.², Generalov V.³, Shashkov M.⁴, Sokolova A.⁵, Yakovina I.⁶, Bannova N.⁶, Shuvalov G.⁷

P0481

CLINICOPATHOLOGICAL STUDY OF SERRATED LESIONS OF THE COLORECTUMSugimura M., Iwabuchi M., Mano Y., Ukai K.

P0482

COLONOSCOPIC WITHDRAWAL TIMES AND ADENOMA DETECTION RATE DURING SURVEILLANCE COLONOSCOPY AFTER SURGERY FOR COLORECTAL CANCERHuh C.W.¹, Jung D.H.²

P0483

ADENOMA DETECTION RATE IN COLORECTAL CANCER SCREENING PROGRAMS: MASTER SHOW ME THE WAY TO BECOME A HIGH DETECTOR!Rosa-Rizzotto E.¹, Saia M.², Caroli D.³, Zorzi M.⁴, Monica F.⁵, Narne E.⁴, De Lazzari F.⁶, and Veneto Endoscopists Group for Colorectal Cancer Screening

P0484

ENDOSCOPISTS' POLYP DETECTION RATE AS A PREDICTOR OF LONG- TERM POST COLONOSCOPY CANCER AFTER INITIAL NORMAL COLONOSCOPY IN "SYMPTOMATIC/NON-SCREENED SCENARIO"Gingold-Belfer R.^{1,2}, Boltin D.^{1,2}, Sneh-Arbib O.¹, Comaneshter D.³, Cohen A.³, Vilkin A.¹, Itskoviz D.¹, Boker Keinan K.⁴, Dotan I.^{2,5}, Levi Z.^{2,6}

P0485

SHOULD SESSILE SERRATED POLYPS HAVE SEPARATE SURVEILLANCEO'Riordan F.¹, McNamara D.^{1,2}, Ryan B.^{1,2}, Breslin N.^{1,2}, O'Connor A.^{1,2}

P0486

DECISION MAKING IN THE MANAGEMENT OF ADULTS WITH MALIGNANT COLORECTAL POLYPS: AN EXPLORATION OF THE EXPERIENCES OF PATIENTS AND CLINICIANSWestwood C.^{1,2}, Dhar A.³, Lee T.⁴, McSherry R.^{5,6}, Bettany-Saltikov J.², Stapley S.²

P0487

COMPARISON OF LONG-TERM OUTCOME OF THE COLONIC STENT VERSUS TRANSANAL DRAINAGE TUBE AND EMERGENCY SURGERY FOR LEFT-SIDED OBSTRUCTIVE COLORECTAL CANCER: A RETROSPECTIVE MULTI-CENTER OBSERVATIONAL STUDYEnomoto T.^{1,2}, Endo S.^{2,3}, Takayasu K.^{2,4}, Fujimoto T.^{2,5}, Otsuka H.^{2,6}, Egashira H.^{2,7}, Koizumi K.^{2,8}, Ebi M.^{2,9}, Kawamura T.^{2,10}, Saida Y.^{1,2}

P0488

INITIAL TREATMENT OF LEFT SIDED MALIGNANT COLONIC OBSTRUCTION WITH SELF-EXPANDING METAL STENTS IN ELDERLY PATIENTS. A COMMUNITY HOSPITAL EXPERIENCEGarcía-Cano J.¹, Taberna-Arana L.², Godoy-López M.A.³

P0491

CHEMOPREVENTION AGAINST COLON CANCER BY DIETARY INTAKE OF SULFORAPHANESuzuki H.¹, Mutoh M.², Kamoshida T.³, Kakinoki N.³, Yoshida S.⁴, Ebihara T.⁵, Hirose M.⁶, Hyodo I.⁷, Yanaka A.⁸

P0493

ROLE OF LOW GRADE DYSPLASIA SMALL POLYPS DURING SCREENING COLONOSCOPIES SURVAILLANCE: A PROSPECTIVE COHORT STUDYCaroli D.¹, Rosa-Rizzotto E.², Saia M.³, Lo Mele M.⁴, Zorzi M.⁵, Narne E.⁵, De Lazzari F.⁶

P0494

PERFORMANCE OF PROPOSED ALGORITHMS FOR ESTABLISHING RISK OF ADVERSE OUTCOME IN T1 COLORECTAL CARCINOMAHaasnoot K.J.C.¹, van der Schee L.^{1,2}, Elias S.G.³, Backes Y.¹, van Berkel A.-M.⁴, Boersma F.⁵, ter Borg F.⁶, Gijsbers K.M.^{1,6}, Kessels K.⁷, Schrauwen R.⁸, Spanier B.W.M.⁹, Terhaar sive Droste J.¹⁰, De Vos Tot Nederveen Cappel W.², Vleggaar F.P.¹¹, Lacle M.M.¹², Moons L.M.G.¹, Dutch T1 CRC Working Group

P0495

ABSENCE OF NEO1 PREDICTS A POOR PROGNOSIS AND PROMOTES TUMOR PROGRESSION IN COLORECTAL CANCERZhang M., Zhou Z., Zhou Y., Li H., Liu L., Liu J., Zhao Q.

P0496

ENDOSCOPIC INTERMUSCULAR DISSECTION (EID) OF THE M. PROPRIA FOR DEEP SUBMUCOSAL INVASIVE CANCER IN THE RECTUMMoons L.M.G.¹, Bastiaansen B.A.J.², Vleggaar F.P.¹, De Wijckerslooth L.R.H.³, Groen J.N.¹, Van Soest H.⁴, Bos P.⁵, Terhaar Sive Droste J.S.⁶, Richir M.C.⁷, Offerhaus G.J.A.⁸, Thurnau K.⁹, Hazen W.L.¹⁰, Schrauwen R.W.M.¹¹, Lacle M.M.⁸, Didden P.¹, Dutch T1 CRC Working Group

P0497

LYMPHOVASCULAR INFILTRATION IS A HIGH RISK FACTOR FOR LYMPH NODE METASTASIS INDEPENDENT OF DEPTH OF INVASION IN T1 COLORECTAL CANCERSThorlacius H.¹, Rönnov C.-F.¹, Arthursson V.¹, Toth E.², Krarup P.-M.³, Syk I.¹

P0498

PERINEAL FLAP RECONSTRUCTION FOLLOWING PELVIC EXENTERATIONGould L., Pring E., Fletcher J., Hadjikyriacou E., Antoniou A., Constantinides J., Jenkins J.T.

P0499

TAILORING LYNCH SYNDROME SURVEILLANCEMarques de Sá L., Castro R., Pita I., Dinis-Ribeiro M., Brandão C.

P0500

PREVALENCE OF OPIOID THERAPY IN PATIENTS WITH FUNCTIONAL GASTROINTESTINAL DISORDERS REVIEWED AT A TERTIARY CENTREMari A.^{1,2}, Pesce M.³, Patel K.⁴, Legidis F.³, Emmanuel A.⁵, Zarate-Lopez N.⁶

P0501

CLUSTER ANALYSIS OF CHRONIC SYMPTOM PROFILES CHARACTERIZES SUBGROUPS OF FUNCTIONAL GASTROINTESTINAL DISORDERS THAT DIFFER IN THEIR SENSORY RESPONSE TO SUGAR BREATH TESTINGWilder-Smith C.H.¹, Mohr Drewes A.², Materna A.¹, Olesen S.S.²

P0502

SYMPTOMS ASSOCIATED WITH MAST CELL ACTIVATION SYNDROME ARE COMMON IN PATIENTS WITH FUNCTIONAL GASTROINTESTINAL DISORDERSWilder-Smith C.H.¹, Mohr Drewes A.², Materna A.¹, Olesen S.S.²

P0503

HISTOMORPHOLOGICAL AND MOLECULAR CHARACTERIZATION OF PARKINSON'S DISEASE PATIENTS WITH CHRONIC CONSTIPATION: A PILOT STUDYBellini M.¹, Fani B.¹, Bertani L.¹, Bellini G.², Pancetti A.¹, Fornai M.³, Ippolito C.⁴, Frosini D.², Pellegrini C.³, Gambaccini D.¹, Bernardini N.⁴, Ceravolo R.², Marchi S.¹, Blandizzi C.³

P0504

ALLERGIES AND EXTRA-DIGESTIVE MANIFESTATIONS IN FUNCTIONAL GASTROINTESTINAL DISORDERSStanghellini V.¹, Cogliandro R.¹, Morselli Labate A.M.², Del Vecchio S.¹, Birtolo C.², Bellacosa L.¹, Cremon C.¹, Barbara G.¹

P0505

ARE DIGESTIVE SYMPTOMS FREQUENT IN PATIENTS WITH CHRONIC ADRENAL INSUFFICIENCY?Quénéhervé L.^{1,2}, Coron E.^{1,2}, Drui D.³, Blin J.³, Masson D.², Bach K.²

P0506

ELEVATED EXPRESSION OF UROKINASE-TYPE PLASMINOGEN ACTIVATOR MARKS STRESS-INDUCED VISCERAL HYPERSENSITIVITY IN RATSvan Thiel I.A.M.¹, Li Yim A.Y.F.^{2,3}, van Hamersveld P.H.P.¹, Welting O.¹, Koomen M.P.M.¹, Henneman P.², de Jonge W.J.¹, van den Wijngaard R.M.¹

P0507

PATIENTS WITH IRRITABLE BOWEL SYNDROME HAVE LOW ENZYMES ACTIVITY OF THE MEMBRANE DIGESTION IN THE SMALL INTESTINEDbar S.¹, Parfenov A.¹, Akhmadulina O.¹, Sabelnikova E.², Belostotsky N.¹, Bykova S.¹

P0508

EFFICACY AND SAFETY OF SACCHAROMYCES BOULARDII CNCM I-745 IN THE TREATMENT OF SMALL INTESTINAL BACTERIAL OVERGROWTH IN PATIENTS SUFFERING IRRITABLE BOWEL SYNDROME WITH DIARRHEABustos Fernandez L.¹, Man F.², Dorribo C.¹, Lasa J.S.¹

P0509

IMPACT OF SACCHAROMYCES BOULARDII CNCM I-745 ON MICROBIOTA & MYCOBIOTA FOR THE TREATMENT OF BACTERIAL OVERGROWTH IN IBS-D PATIENTSLasa J.S.¹, Man F.², Dorribo C.¹, Bustos Fernandez L.¹

P0510

HOW ADDING PROBIOTICS TO FODMAP DIET EFFECTS SYMPTOMS OF IRRITABLE BOWEL SYNDROME: RANDOMIZED DOUBLE BLIND PLACEBO-CONTROLLED STUDYBengi G.¹, Turan B.², Soytürk M.², Cehreli R.²

P0511

LOW FODMAP DIET IN THE LONG TERM: EFFICACY, ACCEPTABILITY AND INDIVIDUAL PERCEPTION OF TRIGGER FOODS: A PILOT STUDYBellini M.¹, Bertani L.¹, Pancetti A.¹, Tonarelli S.¹, Gambaccini D.², Costa F.², de Bortoli N.¹, Morganti R.³, Mosca M.⁴, Marchi S.⁵, Rossi A.⁴

P0512

FECAL TRANSPLANTATION ADMINISTERED VIA COLONOSCOPY IN IRRITABLE BOWEL SYNDROME: RESULTS OF A RANDOMIZED PLACEBO-CONTROLLED STUDYLahtinen P.¹, Jalanka J.², Mattila E.³, Hillilä M.⁴, Punkkinen J.⁵, Koskenpato J.⁶, Anttila V.-J.⁷, Tillonen J.⁸, Satokari R.², Arkkila P.⁷

P0513

COMPLIANCE TO PROBIOTIC THERAPY IN IRRITABLE BOWEL SYNDROME IN CLINICAL PRACTICE: A REAL-LIFE STUDYLaterza L., Napoli M., Petito V., Scaldeferri F., Gaetani E., Gasbarrini A.

P0514

TREATMENT OF PERIANAL FISTULA IN PROCTOLOGY CONSULTATION: ASSESSMENT OF EFFICACY AND SAFETYGamelas V.¹, Simões G.², Santos S.³, Pavão Borges V.³, Rocha M.³, Saraiva R.⁴, Vasconcelos Loureiro R.⁴, Carvalho D.⁴, Seves I.⁴, Costa Simões J.⁴, Ramos J.⁴, Bettencourt M.J.⁴

P0515

"ANAL TAPE" A GENUINE EXTERNAL DEVICE FOR FECAL INCONTINENCELivovsky D.M., Koslowsky B., Lvsy J.

P0516

CONSERVATIVE MANAGEMENT OF CHRONIC ANAL FISSURE: IS THE BOTOX A GOOD RESCUE THERAPY?Meixedo Arieira C.V.^{1,2,3}, Dias de Castro F.^{1,2,3}, Rosa B.J.F.^{1,2,3}, Berkeley Cotter J.^{1,2,3}

P0517

EVOLUTION IN THE MANAGEMENT OF PRESACRAL TUMOURSGould L., Fletcher J., Pring E., Corr A., Burling D., Tozer P., Warusavitarne J., Antoniou A., Jenkins J.T.

P0518

HOW TO ESTABLISH A DEDICATED LOW ANTERIOR RESECTION SYNDROME (LARS) CLINICMetry M.¹, Miah M.¹, Kaur G.²

P0519

FECAL INCONTINENCE EVALUATION AND ITS CONSEQUENCES ON QUALITY OF LIFE - STUDY IN A SECONDARY ATTENTION CLINICGrabin Granero G.¹, Bonadio C.B.², Brisotti J.L.², Araújo M.N.F.²

P0520

ASSESSING THE RISK FOR GASTROESOPHAGEAL REFLUX DISEASE AND ITS COMPLICATIONS IN PATIENTS WITH CONSTIPATIONAsfari M.M.¹, Sarmini M.T.², Ellison S.B.¹, Jackson C.S.³, Vega K.J.¹

P0521

RECENT TRENDS IN GASTROENTEROLOGY AND ENDOSCOPY RELATED MEDICAL PROFESSIONAL LIABILITY CLAIMS IN THE UNITED STATES OF AMERICAJayaraj M.¹, Ohning G.V.², Parikh D.³, Krishnamoorthi R.⁴

P0522

COLORECTAL BRADYARRHYTHMIA SYNDROME AS PREDICTOR OF CONSTIPATION AND COLORECTAL CANCERShemerovskii K.A.¹, Shabanov P.², Ovsiannikov V.¹, Mitreikin V.³, Seliverstov P.⁴, Yurov A.⁵

P0523

HEALTH CARE UTILISATION AND COSTS IN IRRITABLE BOWEL SYNDROME COMPARED WITH ACTIVE AND INACTIVE INFLAMMATORY BOWEL DISEASE IN A HOSPITAL OUTPATIENT SETTINGKoloski N.A.^{1,2,3}, Shah A.⁴, Kaan I.⁵, Halliday A.⁵, Jones M.P.⁶, Walker M.M.⁷, Talley N.J.³, Holtmann G.J.^{1,2,8}

P0524

THE ROLE OF AN 'ADVANCED ENDOSCOPY MULTIDISCIPLINARY TEAM MEETING' FOR OPTIMAL MANAGEMENT OF PATIENTS REFERRED FOR COMPLEX ENDOSCOPIC PROCEDURES: ONE YEAR EXPERIENCE FROM A TERTIARY REFERRAL CENTRELazaridis N.¹, Despott E.J.¹, Telese A.¹, Koukias N.¹, Coppo C.¹, Costa D.¹, Varcada M.², Wylie P.³, Raymond R.¹, Bailey A.¹, Luong T.⁴, Watkins J.⁴, Planche K.³, Hart C.², Murino A.¹

P0525

OVERDIAGNOSIS IN COLORECTAL CANCER SCREENING WITH FECAL OCCULT BLOOD TESTINGWieszczyn P.¹, Kaminski M.F.², Bretthauer M.³, Loberg M.^{4,5}, Bugajski M.^{6,7}, Kalager M.^{4,5}

Poster Session

10:30 - 17:00

Poster Exhibition - Hall 7

Paediatric: Lower GI I

P0526

TRENDS IN HEALTHCARE RESOURCE UTILIZATION AND MEDICATION USE OF PEDIATRIC CROHN'S DISEASE PATIENTS IN THE UNITED STATES, 2007-2017Hunter T.¹, Naegeli A.¹, Choong C.², Dong Y.², Crandall W.²

P0527

TRENDS IN MEDICATION USE AND HEALTHCARE RESOURCE UTILIZATION OF PEDIATRIC ULCERATIVE COLITIS PATIENTS IN THE UNITED STATES, 2007-2017Hunter T.¹, Naegeli A.¹, Dong Y.², Choong C.², Crandall W.²

P0528

IMMUNIZATION STATUS OF BULGARIAN PAEDIATRIC PATIENTS WITH INFLAMMATORY BOWEL DISEASEShentova-Eneva R.^{1,2}, Yankov I.^{3,4}, Baycheva M.^{1,2}, Kofinova D.^{1,2}, Hadjiiski P.^{1,2}, Grozeva D.^{3,4}, Burnosuzov H.^{3,4}, Tzvetanska A.^{2,5}, Murdzheva M.⁶, Yaneva P.^{1,2}

P0529

QUANTIFIED TERMINAL ILEAL MOTILITY DURING MR ENTEROGRAPHY AS A BIOMARKER OF CROHN'S DISEASE ACTIVITY A PEDIATRIC POPULATION: A RETROSPECTIVE STUDYCococcioni L.¹, Menys A.², Kumar S.³, Palm L.⁴, Rampling D.⁴, Taylor S.⁵, Kiparissi F.⁶, Watson T.A.⁴

Poster Session

10:30 - 17:00

Poster Exhibition - Hall 7

Oesophageal, Gastric and Duodenal Disorders I

P0532

AUTOPHAGY IS INCREASED AND ASSOCIATED WITH POOR PROGNOSIS IN ESOPHAGEAL SQUAMOUS CELL CARCINOMAIserhard R.^{1,2}, Pilar E.S.^{2,3}, Callegari-Jacques S.M.⁴, Ferst P.⁵, Filippi-Chiela E.C.²

P0535

WHOLE GENOME SEQUENCING ANALYSIS OF GASTROPARESIS IDENTIFIES NOVEL RISK LOCISmieszek S.¹, Carlin J.², Birznies G.², Polymeropoulos M.²

P0536

THE EXPRESSION AND BIOLOGICAL FUNCTION OF DERMATOPONTIN IN COLORECTAL CANCERWang Z.¹, Zhu X.¹, Wang J.², Chen W.², Yang J.¹

P0537

EVOLUTION OF GASTRIC HISTOPATHOLOGIC LESIONS IN AUTOIMMUNE ATROPHIC GASTRITISCaccia Dominioni C.¹, Miceli E.², Lenti M.V.³, Vanoli A.⁴, Klersy C.⁵, Gentile A.², Padovini L.², Corazza G.R.⁶, Di Sabatino A.⁷

P0538

DO WE STILL NEED OF BIOPSY FOR DIAGNOSIS OF GASTROINTESTINAL MALIGNANCY? UTILITY OF CRUSH CYTOLOGY IN FAST DIAGNOSIS OF GI MALIGNANCYDesai P.N.¹, Kabrawala M.V.², Patel C.¹, Mehta R.², Nandwani S.², Kalra P.², Prajapati R.², Patel N.², Arora P.³

P0539

CD24 FOR EARLY DETECTION AND SURVEILLANCE OF CANCER USING A UNIVERSAL SIMPLE BLOOD TESTMassarwi S.¹, Shapira S.², Kazanov D.³, Asido S.⁴, Hay-Levy M.⁴, Matatov G.⁴, Mdah F.¹, Leshno A.⁵, Shaked M.⁵, Galzan L.⁵, Arber N.⁶

P0540

MOUSE ORGANOID CULTURES ARE THE NOVEL MODEL TO STUDY THE ESOPHAGEAL ION TRANSPORT MECHANISMSKorsos M.M., Venglovecz V.

P0541

ROLE OF LEUKAEMIA INHIBITORY FACTOR (LIF) ON THE TUMORIGENIC PROPERTIES OF CANCER STEM CELLS IN GASTRIC ADENOCARCINOMASeeneevassen L.¹, Giraud J.¹, Molina-Castro S.², Tiffon C.¹, Staedel C.³, Martin O.¹, Megraud F.⁴, Lehours P.⁴, Boeuf H.⁵, Dubus P.⁴, Varon C.¹

P0543

ELAFIN IS A MULTIFACETED PROTEIN PROTECTING GUT EPITHELIAL BARRIER FROM INFLAMMATIONJaeger M.-C.¹, Guiraud L.¹, Rolland-Fourcade C.¹, Rolland C.¹, Belot A.¹, Sebbag M.¹, Bermudez-Humaran L.², Langella P.³, Vergnolle N.⁴, Deraison C.¹

P0544

PROPHYLACTIC TRANSCATHETER ANGIOGRAPHIC EMBOLIZATION REDUCES THE RISK OF REBLEEDING IN PATIENTS WITH FORREST IIA ULCER: A RETROSPECTIVE STUDYLan T., Tong H., Wu H., Tang C.

P0545

A PROSPECTIVE STUDY OF HEMOSTASIS RADIOTHERAPY FOR INOPERABLE GASTRIC CANCERYasuda T.¹, Tanaka O.², Yasuda Y.¹, Omatsu T.¹, Nagata Y.³, Makita C.⁴, Matsuo M.⁵, Yagi N.¹

P0546

OVER-THE-SCOPE CLIP AS FIRST-LINE THERAPY IN THE MANAGEMENT OF HIGH-RISK BLEEDING PEPTIC ULCERS: A CASE-MATCH CONTROL STUDYRobles-Medranda C., Alcivar-Vasquez J., Oleas R., Baquerizo-Burgos J., Olmos J.I., Rubio-Cordova M., Puga-Tejada M., Pitanga-Lukashok H.

P0547

THE INCIDENCE OF MAJOR BLEEDING EVENT AND PERFORATION AFTER ENDOSCOPIC BALLOON DILATION: A RETROSPECTIVE MULTICENTER STUDYKishida Y.¹, Kakushima N.¹, Kataoka Y.², Tsuji Y.², Yoshinaga S.³, Ueyama H.⁴, Matsumoto K.⁴, Ikeya T.⁵, Goto O.⁶, Akimoto T.⁷, Yamamichi N.², Fujishiro M.⁸, Koike K.²

P0548

PRONOSTIC FACTORS ASSOCIATED WITH UPPER GASTROINTESTINAL BLEEDING IN A FRENCH MULTICENTRE STUDY: THE SANGHRIA PROJECTQuentin V.¹, Remy A.-J.², Macaigne G.³, Leblanc-Boubchir R.⁴, Arpurt J.P.⁵, Prieto M.⁶, Koudougou C.⁷, Tsakiris L.⁸, Grasset D.⁹, Romptaux M.¹⁰, Cuen D.¹¹, Verlynde J.¹², Elriz K.¹³, Ripault M.P.¹⁴, Ehrhard F.¹⁵, Baconnier M.¹⁶, Herrmann S.¹⁷, Talbodec N.¹⁸, Lam Y.H.¹⁹, Bideau K.²⁰, Costes L.²¹, Skinazi F.²², Touze I.²³, Heresbach D.²⁴, Lahmek P.²⁵, Nahon S.²⁶, ANGH for the SANGHRIA Study Group

P0549

CONTINUED USE OF ANTI-PLATELETS DURING ENDOSCOPIC SUBMUCOSAL DISSECTION (ESD) DOES NOT DECREASE CARDIAC ISCHEMIC EVENTS, BUT INCREASES GASTROINTESTINAL BLEEDING EVENTSKanie T.¹, Mizuno A.¹, Ikeya T.², Yoshimoto T.², Fukuda K.³, Komiya N.¹

P0550

EFFICACY OF GLASGOW BLATCHFORD SCORE TO PREDICT THE DIFFICULTY OF ENDOSCOPIC HEMOSTASIS FOR ACTIVE DUODENAL ULCER HEMORRHAGEYonemoto Y., Fukami Y., Isii R., Hara H., Mochida T., Machida T., Sugiyama Y., Watanabe A., Kaneshiro M., Ikemiyagi H., Yoshino K., Sakita S.

P0551

RISKS OF HOSPITALIZATION FOR UPPER GASTROINTESTINAL BLEEDING IN SELECTIVE SEROTONIN REUPTAKE INHIBITORS USERS AFTER HELICOBACTER PYLORI ERADICATION: A TERRITORY-WIDE COHORT STUDYLeung W.K.¹, Guo C.-G.², Chen L.¹, Cheung K.S.¹

P0552

HEMORRHAGIC COMPLICATIONS IN PATIENT RECEIVING ANTI-PLATELET AND/OR ANTICOAGULANT WITH OR WITHOUT PROTON-PUMP INHIBITORSYaophruekchai S.¹, Maneerattanaporn M.¹, Leelakusolvong S.²

P0553

OPTIMAL ENDOSCOPY TIMING IN PATIENTS WITH ACUTE VARICEAL BLEEDING: A SYSTEMATIC REVIEW AND META-ANALYSISHuh C.W.¹, Jung D.H.²

P0554

STUDY OF RECENT MYOCARDIAL ISCHEMIA IN PATIENTS PRESENTED WITH UPPER GASTROINTESTINAL BLEEDING WITH AND WITHOUT PORTAL HYPERTENSIONAbu El-Soud Ali A.¹, Ahmed Sakr A.¹, Gamal Shalaby A.², Salah El-zaiat R.³, Yahya Abdelshafy D.⁴

P0555

PATIENTS PRESENTING WITH AN ACUTE UPPER GI BLEED CAN BE SAFELY DISCHARGED TO RETURN FOR OUTPATIENT ENDOSCOPY WHEN THEIR GLASGOW-BLATCHFORD SCORE IS ≤2Richards B.¹, MacDonald S.², Creed E.², Penman D.², Priestley S.², McClements D.²

P0556

ENDOSCOPIC TREATMENT ON GASTROESOPHAGEAL VARIX AFTER OXALIPLATIN-BASED CHEMOTHERAPYHuang X.¹, Ni L.², Fan X.³, Chen S.¹

P0557

IMPLEMENTATION OF THE UK ACUTE UPPER GI BLEEDING BUNDLE RESULTS IN SIGNIFICANT IMPROVEMENTS IN QUALITY STANDARDSDonnelly M.¹, Saffouri E.², Pugmire J.³, Siau K.⁴, Basavaraju U.⁵, Stanley A.J.⁶, Morris A.⁷

P0558

MULTIPROFESSIONAL IN SITU SIMULATION IS AN EFFECTIVE METHOD OF IDENTIFYING LATENT PATIENT SAFETY THREATS IN GASTROINTESTINAL EMERGENCIESIafar W.¹, Suggitt D.², Uttley E.³, Baxter D.³

P0559

AN ENDOSCOPIC MAPPING DEVICE FOR GASTROINTESTINAL SLOW WAVE PROPAGATION PATTERNSKim S.H.¹, Chun H.J.², Kim S.², Jeon H.J.², Jang S.², Choi S.J.³, Choi H.-S.⁴, Kim E.-S.⁵, Keum B.², Jeon Y.-T.⁶, Lee H.⁷

P0560

ELECTROPHYSIOLOGICAL AND PERMEABILITY PROPERTIES OF ESOPHAGEAL EPITHELIUM IN PATIENTS WITH ACHALASIA BEFORE AND AFTER BALLOON DILATATIONKipcak S.¹, Ergun P.², Özütemiz A.O.³, Bor S.⁴, Ege Reflux Study Group

P0561

PROTON PUMP INHIBITORS REDUCE DUODENAL HYPERPERMEABILITY, DUODENAL EOSINOPHILIA AND SYMPTOMS IN FUNCTIONAL DYSPEPSIA PATIENTS BY ACID-INDEPENDENT MECHANISMS

Wauters L.^{1,2}, Frings D.³, Lambaerts M.³, Accarie A.³, Toth J.³, De Hertogh G.⁴, Farré R.³, Tack J.^{1,3}, Vanuytsel T.^{1,3}

P0562

CARBON MONOXIDE (CO) RELEASED FROM ITS PHARMACOLOGICAL DONOR PREVENTS ESOPHAGEAL MUCOSA AGAINST EXPERIMENTAL REFLUX ESOPHAGITIS. POSSIBLE INVOLVEMENT OF ANNEXIN 1, PROSTAGLANDIN E2, ENDOGENOUS HYDROGEN SULFIDE PRODUCING ENZYMES AND SELECTED VASOACTIVE MECHANISMS

Magierowski M.¹, Wójcik D.¹, Danielak A.¹, Bakalarz D.^{1,2}, Korbut E.¹, Pajdo R.¹, Ginter G.¹, Kwecien S.¹, Sliwowski Z.¹, Chmura A.¹, Brzozowski T.³

P0563

ENDOGENOUS GLUCAGON-LIKE PEPTIDE 2 PLAYS AN IMPORTANT PHYSIOLOGICAL ROLE IN THE ADAPTIVE RESPONSE AFTER SMALL INTESTINAL INJURY

Billeschou A.¹, Hunt J.^{1,2}, Agerlin Windeløv J.^{1,2}, Juul Holst J.^{1,2}, Kissow H.^{1,2}

P0565

COMPREHENSIVE ANALYSIS OF GERD AFTER PER-ORAL ENDOSCOPIC MYOTOMY: A LARGE SINGLE CENTRE STUDY

Nabi Z.¹, Goud R.², Ramchandani M.¹, Chavan R.¹, Reddy D.N.¹

P0566

DOES ETIOLOGY, PRIOR THERAPIES AND OPERATIVE TIME AFFECT OUTCOME OF G-POEM IN REFRACTORY GASTROPARESIS - A SYSTEMATIC REVIEW AND META-ANALYSIS

Chandan S.¹, Mohan B.², Choudhry Chandan O.³, Hewlett A.¹, Bhat I.¹, Jha L.¹

P0567

PREDICTORS OF REFLUX ESOPHAGITIS AFTER PER-ORAL ENDOSCOPIC MYOTOMY (POEM)

Masuda T., Yano F., Omura N., Tsuboi K., Hoshino M., Yamamoto S., Akimoto S., Kashiwagi H., Yanaga K.

P0568

EFFECT OF CLEARANCE RATE OF THE ESOPHAGUS FOR SYMPTOMS AND SURGICAL RESULTS IN PATIENTS WITH ESOPHAGEAL ACHALASIA

Tsuboi K.¹, Omura N.², Yano F.¹, Hoshino M.¹, Yamamoto S.¹, Akimoto S.¹, Masuda T.¹, Fukushima N.¹, Iwasaki T.¹, Takahashi N.¹, Misawa T.¹, Kashiwagi H.³, Mitsumori N.¹, Yanaga K.¹

P0569

LONG TERM RESULTS OF PERORAL ENDOSCOPIC MYOTOMY: A SINGLE CENTER EXPERIENCE WITH MORE THAN 300 PROCEDURES

Rabekova Z.¹, Vackova Z.¹, Hucl T.², Štirand P.¹, Spicak J.¹, Kieslichová E.³, Janousek R.³, Martinek J.⁴

P0570

FUNCTIONAL VERSUS STRUCTURAL ESOPHAGEAL JUNCTION OUTFLOW OBSTRUCTION: ARE REALLY TWO DISTINCT MANOMETRIC CONDITIONS?

Meixedo Arieira C.V.^{1,2,3}, Perez de la Serna J.⁴, Colmenares Bulgheron M.⁵, Dias de Castro F.^{1,2,3}, Berkeley Cotter J.^{1,2,3}, Sevilla Mantilla C.⁵, Ruiz de Leon A.⁵

P0572

CLARIFICATION OF ACHALASIA PATIENTS' SYMPTOMS AND THE RELATIONSHIP BETWEEN MANOMETRIC SUBTYPE AND SYMPTOM DETAILS

Hosaka H.¹, Kuribayashi S.¹, Shimoyama Y.¹, Sato K.¹, Nakata K.¹, Sekiya M.¹, Hashimoto Y.¹, Tanaka H.¹, Kawamura O.¹, Kusano M.¹, Uraoka T.²

P0573

COMPARISON OF PERORAL ENDOSCOPIC MYOTOMY BETWEEN DE-NOVO ACHALASIA AND PRIOR TREATMENT FAILURE ACHALASIA

Yoo I.K.¹, Yeniova A.O.², Cho J.Y.¹

P0574

ENDOSCOPIC CLIPS VERSUS ENDOSCOPIC SUTURE FOR MUCOSAL CLOSURE AFTER PER-ORAL ENDOSCOPIC PYLOROMYOTOMY (G-POEM)

Hustak R.^{1,2}, Vackova Z.¹, Krajcivova J.¹, Spicak J.³, Martinek J.⁴

P0575

PERORAL ENDOSCOPIC MYOTOMY (POEM): A COMPARATIVE STUDY BETWEEN CHAGASIC AND IDIOPATHIC ACHALASIA

Farias G.F.A.¹, de Moura E.T.H.¹, de Moura D.T.H.^{1,2}, de Rezende D.T.¹, Logiudice F.P.¹, Brunaldi V.O.¹, Queiroz N.S.F.¹, Nasi A.¹, Sallum R.A.A.¹, Sakai P.¹, de Moura E.G.H.¹

P0576

ESOPHAGEAL MOTILITY DISORDERS IN EOSINOPHILIC ESOPHAGITIS

Ghisa M.¹, Marinelli C.¹, Della Coletta M.¹, Tolone S.², De Bortoli N.³, Zingone F.¹, Barberio B.¹, Zentilin P.⁴, Savarino V.⁴, Savarino E.¹

P0577

A PROSPECTIVE MULTICENTER STUDY ON THE PREVALENCE OF EOSINOPHILIC OESOPHAGITIS IN THE RUSSIAN FEDERATION AMONG ADULTS UNDERGOING UPPER ENDOSCOPY

Kaibysheva V.¹, Kashin S.V.², Pirogov S.³, Galkova Z.⁴, Vidyaeva N.⁵, Fedorov E.D.⁶, Galeeva Z.⁷, Shapovaliantc S.¹, Nikonov E.⁸, Smirnov A.⁹, Ivanova E.¹⁰

P0578

A DECREASED ABUNDANCE OF CLOSTRIDIA CHARACTERIZES THE GUT MICROBIOTA IN EOSINOPHILIC ESOPHAGITIS

Kashyap P.¹, Johnson S.², Geno D.¹, Lekatz H.¹, Chen J.², Katzka D.¹

P0579

OUTCOMES OF A SAME SESSION OESOPHAGEAL DILATION AFTER REMOVAL OF IMPACTED FOOD BOLUS: RESULTS OF A RANDOMIZED CONTROLLED STUDY

Ooi M.^{1,2}, Duong T.¹, Wong S.^{1,2}, Rayner C.¹, Nguyen N.¹

P0580

A NOVEL BUDESONIDE ORODISPERSIBLE TABLET WITH A SPECIAL ESOPHAGEAL-TARGETING CAN INDUCE COMPLETE CLINICAL, ENDOSCOPIC AND HISTOLOGIC REMISSION IN ACTIVE EOSINOPHILIC ESOPHAGITIS: RESULTS FROM A POST-HOC ANALYSIS OF THE RANDOMIZED, DOUBLE-BLIND, PLACEBO-CONTROLLED EOS-1 TRIAL

Miehlke S.¹, Schlag C.², Straumann A.^{3,4}, Vieth M.⁵, Müller R.⁶, Greinwald R.⁷, Lucendo A.J.⁸, on Behalf of the International EOS-1 Study Group

P0581

DIAGNOSTIC DELAY AND APPROPRIATENESS IN MANAGEMENT OF EOSINOPHILIC OESOPHAGITIS ALONG TIME IN THE EOE CONNECT REGISTRY: THE EFFECT OF CLINICAL GUIDELINES TO IMPROVE CLINICAL PRACTICE

Ruiz Ponce M.^{1,2}, Laserna-Mendieta E.J.^{1,2}, Casabona-Francés S.^{2,3}, Savarino E.V.⁴, Guagnozzi D.⁵, Perello M.A.⁶, Perez Martínez I.⁷, Barrio Andrés J.⁸, Guardiola Arévalo A.^{9,10}, Asensio T.¹¹, De la Riva S.¹², Santander C.^{2,13}, Arias-González L.^{1,2}, Rey-Iborra E.^{1,2}, Lucendo A.J.^{2,14}

P0582

ACHALASIA IS A COMMON FINDING IN PATIENTS WITH EOE UNDERGOING HIGH-RESOLUTION MANOMETRY

Ghisa M.¹, Marinelli C.¹, Tolone S.², De Bortoli N.³, Marabotto E.⁴, Zentilin P.⁵, Savarino V.⁶, Barberio B.¹, Zingone F.¹, Savarino E.¹

P0583

EOSINOPHILIC ESOPHAGITIS QUALITY OF LIFE QUESTIONNAIRE WELL CORRELATES WITH DISEASE ACTIVITY AND RESPONSE TO THERAPY IN ACTIVE EOSINOPHILIC ESOPHAGITIS PATIENTS

Ghisa M.¹, Inferriera M.¹, Barberio B.¹, Marinelli C.¹, Gubbiotti A.², della Coletta M.¹, Lorenzon G.¹, Tolone S.³, De Bortoli N.⁴, Zentilin P.⁵, Savarino V.⁶, Zingone F.¹, Savarino E.¹

P0584

USEFULNESS OF REAL-TIME MEASURE OF GASTRIC PH AND STANDARD CLINICAL PARAMETERS TO PREDICT PERSISTENT ACID REFLUX IN A PATIENT TREATED WITH PROTON-PUMP INHIBITORS FOR GASTROESOPHAGEAL REFLUX DISEASE

Januszewicz W.^{1,2}, Hartley J.³, Waldock W.³, Roberts G.³, Alias B.³, Hobson A.⁴, Wernisch L.⁵, di Pietro M.⁶

P0587

GASTROESOPHAGEAL REFLUX DISEASE AND PAROXYSMAL NON-VALVULAR ATRIAL FIBRILLATION - A CASE-CONTROL STUDY

Barboi O.B.¹, Floria M.², Ciortescu I.¹, Drug V.L.³

P0588

THE ROLE OF ESOPHAGEAL HIGH-RESOLUTION MANOMETRY IN APPROACH OF GASTROESOPHAGEAL REFLUX DISEASE

Santos A.L.^{1,2,3}, Peixoto A.^{2,3,4}, Silva J.^{2,3,5}, Ramalho R.^{2,3,6}, Macedo G.^{2,3,6}

P0589

CLINICAL APPLICATION OF THE GASTROESOPHAGEAL REFLUX DISEASE QUESTIONNAIRE IN PATIENTS WITH SUSPECTED LARYNGOPHARYNGEAL REFLUX SYMPTOMS

Kim Y.D.¹, Shin C.M.¹, Jeong W.J.², Kim N.¹, Park Y.S.¹, Lee D.H.¹

P0590

MNBI IS A BETTER MARKER OF OESOPHAGEAL DISEASE SEVERITY COMPARED TO USING TOTAL ACID REFLUX

Abdul-Razakq H., Raeburn A., Patel K., Emmanuel A., Zarate N., Sweis R.

P0592

NOVEL MII-PH PARAMETERS ARE ABLE TO DISTINGUISH PATIENTS WITH GERD AMONG SUBJECT WITH EXTRA-ESOPHAGEAL SYMPTOMS PRESENTATION

Cesario S.¹, Bortoli N.D.², Savarino E.V.³, Frazzoni M.⁴, Di Chio T.², Franzoni L.¹, Russo M.¹, Miraglia C.¹, Crafa P.¹, Marchi S.⁵, Di Mario F.¹

P0593

VIRTUAL BIOPSY BY IMPEDANCESPECTROSCOPY IN BARRETT'S ADENOCARCINOMA

Knabe M.¹, Blößer S.¹, Welsch L.¹, Roeb E.², May A.¹

P0594

ANALYSIS OF SELECTED BILE ACIDS IN SALIVA BY HIGH-PERFORMANCE LIQUID CHROMATOGRAPHY-MASS SPECTROMETRY AS A POTENTIAL NEW NON-INVASIVE DIAGNOSTIC METHOD FOR BARRETT'S ESOPHAGUS

Konecny S.^{1,2}, Kuban P.³, Durc P.³, Dolina J.^{1,2}, Dosedelova V.³, Himmelsbach M.⁴, Buchberg W.⁴

P0595

BARRETT'S ESOPHAGUS AND COMPLICATIONS PREVALENCE: TWENTY YEARS OBSERVATIONAL RETROSPECTIVE STUDY IN A GENERAL POPULATION

Caruso S., Mangano M., Saladino V., Villa F., Bosani M.A., Imbesi V., Ursini G., Putignano R., Terpin M.M., Baldacci M.P., Gambitta P.

P0596

EXPRESSION PROFILE IN BARRETT'S ESOPHAGUS (BE) OBSERVED IN HUMANS, SURGICAL ANIMAL AND IN VITRO MODEL INVOLVING HUMAN-DERIVED ESOPHAGEAL CELL LINES. MOLECULAR MARKERS SELECTION CHARACTERISTIC FOR CLINICAL BE AND REFLECTED IN EXPERIMENTAL MODELS FOR FURTHER TRANSLATIONAL PHARMACOLOGICAL STUDIES

Korbut E.¹, Wójcik D.¹, Wierdak M.^{1,2}, Bakalarz D.^{1,3}, Janmaat V.T.⁴, Brzozowski T.⁵, Magierowski M.¹

P0597

ALCOHOL AND SMOKING INFLUENCE IONTRANSPORTER MECHANISMS OF GUINEA PIG ESOPHAGEAL EPITHELIAL CELLS, CP-D DYSPLASTIC BARRETT'S CELL LINE AND OE-33 ADENOCARCINOMA CELL LINE

Becskeházi E., Gál E., Székács I., Rábóczki B., Venglovecz V.

P0598

L-TRYPTOPHAN, AN ESSENTIAL AMINO ACID AND PRECURSOR OF MELATONIN, ATTENUATES THE ESOPHAGEAL DAMAGE IN EXPERIMENTAL RAT MODEL OF BARRETT'S ESOPHAGUS. ROLE OF PINEAL GLAND AND ESOPHAGEAL BLOOD FLOW

Majka J.¹, Wierdak M.², Ptak-Belowska A.³, Targosz A.¹, Magierowski M.¹, Strzałka M.¹, Pajdo R.¹, Sliwowski Z.¹, Danielak A.¹, Brzozowski T.¹

P0599

MUCOSAL SIGNATURE OF ESOPHAGEAL MICROBIOTA IN PATIENTS WITH BARRETT'S ESOPHAGUS AND ESOPHAGEAL ADENOCARCINOMA

Lopetuso L.R.¹, Severgnini M.², Ponziani F.R.³, Ianiro G.⁴, Pecere S.⁵, Boskoski I.⁶, Quaranta G.⁷, Camboni T.², Scaldfarri F.⁸, Riccioni M.E.⁹, Masucci L.⁷, Consolandi C.², Gasbarrini A.¹⁰, Costamagna G.¹¹, Cammarota G.¹²

P0600

QUANTIFICATION OF MICROVASCULAR CHANGE FOR DIAGNOSING EARLY DIGESTIVE SQUAMOUS CELL CARCINOMA BY OPTICAL COHERENCE TOMOGRAPHY

Chen P.-H.¹, Chen Y.-J.², Kuo W.-C.²

P0601

ESD FOR ESOPHAGEAL SQUAMOUS CELL CARCINOMA: A EUROPEAN TERTIARY CENTER PROSPECTIVELY COLLECTED EXPERIENCE

Figueiredo Ferreira M.¹, Bucalau A.-M.¹, Huberty V.², Verset L.³, Maris C.⁴, Van Laethem J.-L.¹, El Nakadi I.⁵, Devière J.¹, Lemmers A.¹

P0602

MULTIPLE PRIMARY TUMORS IN PATIENTS WITH ESOPHAGEAL SQUAMOUS CELL CARCINOMA

van de Ven S.¹, Falger J.M.¹, Verhoeven R.H.A.², Bruno M.J.¹, Koch A.D.¹

P0603

THE ACCURACY OF THE PREOPERATIVE DIAGNOSIS OF LYMPH NODE METASTASIS USING COMPUTED TOMOGRAPHY FOR T1B ESOPHAGEAL CANCER PATIENTS RECEIVING ESOPHAGECTOMY AFTER ENDOSCOPIC TREATMENT

Kawada K.^{1,2}, Nakajima Y.^{1,2}, Tokairin Y.^{1,2}, Hoshino A.^{1,2}, Okada T.^{1,2}, Matsui T.^{1,2}, Yamaguchi K.^{1,2}, Kinugasa Y.²

P0605

RISK FACTORS FOR STRICTURE AFTER ESOPHAGEAL ESD: CAN WE PREVENT STRICTURE WITH STEROID INJECTION AND PGA SHIELDING?

Sakaguchi Y., Tsuji Y., Koike K.

P0606

AUTOFLUORESCENCE-TARGETED CONFOCAL ENDOMICROSCOPY VERSUS STANDARD WHITE-LIGHT ENDOSCOPY FOR DYSPLASIA DETECTION IN PATIENTS WITH INCONSPICUOUS BARRETT'S ESOPHAGUS: INTERIM DATA FROM A MULTI-CENTRE RANDOMISED CONTROLLED CROSS-OVER STUDY

Vithayathil M.¹, Modolell I.², Ortiz-Fernández-Sordo J.³, Januszewicz W.¹, Pappas A.², Bianchi M.¹, Roberts G.², Warburton S.⁴, Kaye P.⁴, O'Donovan M.⁵, Ragunath K.⁴, Di Pietro M.¹

P0607

LARGER LESIONS AND PREVIOUS CHEMORADIOTHERAPY FOR ESOPHAGEAL CANCER INCREASED THE RISK OF FAILURE OF EN BLOC RESECTION OR PERFORATION IN ESOPHAGEAL ESD

Nagami Y.¹, Ominami M.¹, Sakai T.¹, Fukunaga S.¹, Yamagami H.¹, Tanigawa T.¹, Watanabe T.¹, Fujiwara Y.²

P0608

ADENOCARCINOMA OF THE ESOPHAGOGASTRIC JUNCTION IN JAPAN: A 10-YEAR PROSPECTIVE MULTICENTER EPIDEMIOLOGICAL STUDY IN KURASHIKI, JAPAN

Matsueda K.¹, Manabe N.², Sato Y.³, Watanabe T.⁴, Mizuno M.¹, Haruma K.⁵

P0609

USEFULNESS OF LINKED COLOR IMAGING IN THE EARLY DIAGNOSIS OF SUPERFICIAL ESOPHAGEAL SQUAMOUS CELL CARCINOMAS

Nakamura K.¹, Urabe Y.², Oka S.³, Nagasaki N.³, Yorita N.³, Hata K.³, Kotachi T.¹, Boda T.¹, Tanaka S.⁴, Chayama K.³

P0610

SCREENING FOR HEAD AND NECK SECOND PRIMARY TUMORS IN PATIENTS WITH ESOPHAGEAL SQUAMOUS CELL CANCER: A SYSTEMATIC REVIEW AND META-ANALYSIS

van de Ven S.¹, Bugter O.², Hardillo J.², Bruno M.J.¹, Baatenburg de Jong R.², Koch A.D.¹

P0611

THE PREVALENCE OF GASTRIC MUCOSAL INJURIES IN LOW-DOSE ASPIRIN USERS BY AGE

Shimada Y.¹, Ikeda Y.¹, Hayashida S.¹, Takahashi S.¹, Sato S.¹, Amano N.¹, Murata A.¹, Tsuzura H.¹, Sato S.¹, Iijima K.¹, Nagahara A.², Genda T.¹

P0612

INCIDENCE AND TREATMENT OUTCOMES OF METACHRONOUS GASTRIC CANCER OCCURRING AFTER CURATIVE ENDOSCOPIC SUBMUCOSAL DISSECTION OF UNDIFFERENTIATED-TYPE EARLY GASTRIC CANCER: JAPAN CLINICAL ONCOLOGY GROUP STUDY: SUPPLEMENTARY ANALYSIS OF JCOG1009/1010

Abe S.¹, Takizawa K.², Oda I.¹, Ogawa G.³, Kadota T.⁴, Ono H.², Hasuike N.⁵, Yano T.⁴, Yamamoto Y.⁶, Fujisaki J.⁷, Nagata S.⁸, Tomita T.⁹, Hoteya S.¹⁰, Takahashi A.¹¹, Yoshikawa T.¹², Terashima M.¹³, Muto M.¹⁴, Japan Clinical Oncology Group

P0614

METACHRONOUS MULTIPLE LESIONS DEVELOPING NEAR SCARS AFTER ENDOSCOPIC SUBMUCOSAL DISSECTION FOR EARLY GASTRIC CANCER

Tanabe S.¹, Kitahara G.², Ishido K.², Kubota Y.³, Watanabe A.⁴, Wada T.², Azuma M.², Katada C.², Koizumi W.²

P0616

FACTOR ASSOCIATED WITH METACHRONOUS GASTRIC CANCER IN PATIENTS UNDERGOING ENDOSCOPIC SUBMUCOSAL DISSECTION OF EARLY GASTRIC CANCER

Kusumoto Y.¹, Yamada T.², Watsuji A.³, Adachi Y.³, Yamazaki H.³, Ashida M.³, Tanimoto T.³, Ohnishi K.³, Wakahara Y.³, Yamaguchi T.³, Hirao M.³, Hosui A.³, Hiramatsu N.³

P0617

METFORMIN USE AND RISK OF GASTRIC ADENOCARCINOMA IN A SWEDISH POPULATION-BASED COHORT STUDY

Zheng L.¹, Xie S.-H.¹, Santoni G.¹, Lagergren J.^{1,2}

P0618

EFFECTS OF HELICOBACTER PYLORI ON BIOLOGICAL CHARACTERISTICS IN EARLY GASTRIC CANCER

Ni Z., Ye F., Zhang S.

P0619

THE RISK FOR LYMPH NODE METASTASIS IN EPSTEIN-BARR VIRUS-ASSOCIATED GASTRIC CARCINOMA WITH SUBMUCOSAL INVASION

Tsuji Y.¹, Ushiku T.², Yamashita H.², Seto Y.², Fukayama M.², Fujishiro M.^{2,3}, Oda I.⁴, Katai H.⁴, Taniguchi H.⁴, Hasatani K.⁵, Kaizaki Y.⁵, Oga A.⁶, Nishikawa J.⁷, Akasaka R.⁸, Endo M.^{8,9}, Sugai T.⁸, Matsumoto T.¹⁰, Koike K.¹

P0621

HISTOLOGIC VALIDATION OF ARGON PLASMA COAGULATION VERSUS MONOPOLAR COAGULATION FOR GASTRIC ADENOMA WITH LOW GRADE DYSPLASIA: A PROSPECTIVE RANDOMIZED CONTROLLED TRIAL

Huh C.W.¹, Jung D.H.², Kim B.-W.¹

P0623

ENDOSCOPIC ULTRASOUND-GUIDED NEEDLE-BASED CONFOCAL LASER ENDOMICROSCOPY IN GASTROINTESTINAL SUBEPITHELIAL LESIONS: A FEASIBILITY STUDY

Ohmiya N.¹, Terada T.¹, Tahara T.¹, Hashimoto S.², Horiguchi N.¹, Funasaka K.¹, Nagasaka M.¹, Nakagawa Y.¹, Shibata T.¹, Yoshioka K.²

P0624

THE ROLE OF INSULIN-LIKE GROWTH FACTOR AXIS IN THE PROGRESSION AND SURVIVAL IN GASTRIC CANCER

Liou J.-M.¹, Chen C.-C.², Lin J.-T.³, Wu M.-S.⁴, Taiwan Gastrointestinal Disease and Helicobacter Consortium

P0626

HOXA11 GENE IDENTIFIED BY DNA METHYLATION PROFILING AS PROGNOSTIC MOLECULAR MARKER IN HUMAN GASTRIC ADENOCARCINOMA

Ignatavicius P.¹, Dauksa A.¹, Zilinskas J.¹, Kazokaite M.², Barauskas G.¹

P0627

DNA REPAIR GENE POLYMORPHISMS AS GENETIC MARKERS OF PROGNOSIS IN GASTRIC CANCER

García-González M.A.^{1,2,3}, Bujanda Fernández de Piérola L.⁴, Quintero Carrion E.⁵, Badía M.⁶, Strunk M.^{3,7}, Sopeña F.^{3,8}, Benito R.^{3,9}, Piazuelo E.^{3,7}, Carrera-Lasfuentes P.³, Santolaria S.¹⁰, Thomson C.¹¹, Pérez-Aísa Á.¹², Nicolás-Pérez D.¹³, Arechavaleta S.³, Hijona E.¹⁴, Espinel Diez J.¹⁵, Campo Fernandez R.¹⁶, Moreira L.¹⁷, Manzano M.¹⁸, Geijo F.¹⁹, González-Huix F.²⁰, Zaballa M.²¹, Espinós J.²², Llucia T.²³, Barranco L.E.²⁴, Lanas A.^{2,3,25}

P0628

GENETIC POLYMORPHISMS OF PG2 GENE AND PG1/PG2 RATIO PREDICT THE PRESENCE OF GASTRIC CARCINOIDS IN AUTOIMMUNE ATROPHIC GASTRITIS PATIENTS

Magris R.¹, Maiero S.¹, Fornasari M.¹, Zanette G.², Mazzon C.³, Visintin A.¹, Steffan A.⁴, Canzonieri V.⁵, Guarnieri G.¹, De Re V.⁶, Canton E.⁷, Cannizzaro R.¹

P0629

EXPRESSION OF AKT, MTOR, VEGFR2, GSK3β IN GASTRIC CANCER, PRECANCEROUS LESIONS AND CONDITIONS

Denisova A.¹, Salmina A.², Cherdantsev D.³, Zhegalov P.¹

P0630

RELEVANCE OF TOLL-LIKE RECEPTOR GENE POLYMORPHISMS TO GASTRIC CANCER RISK AND PHENOTYPE

García-González M.A.^{1,2,3}, Bujanda Fernández de Piérola L.⁴, Quintero Carrion E.⁵, Badía M.⁶, Strunk M.^{3,7}, Sopeña F.^{3,8}, Benito R.^{3,9}, Piazuelo E.^{3,7}, Carrera-Lasfuentes P.³, Santolaria S.¹⁰, Thomson C.¹¹, Pérez-Aísa Á.¹², Nicolás-Pérez D.¹³, Arechavaleta S.³, Hijona E.¹⁴, Espinel Diez J.¹⁵, Campo Fernandez R.¹⁶, Moreira L.¹⁷, Manzano M.¹⁸, Geijo F.¹⁹, González-Huix F.²⁰, Zaballa M.²¹, Espinós J.²², Titó L.²³, Barranco L.E.²⁴, Lanas A.^{2,3,25}

P0631

PLASMA LONG NONCODING RNAS PANDAR, FOXD2-AS1, AND SMARCC2 AS POTENTIAL NOVEL DIAGNOSTIC BIOMARKERS FOR GASTRIC CANCER

Shi Y.¹, Ding S.²

P0632

THE OBESTATIN/G-PROTEIN COUPLED RECEPTOR 39 (GPR39) SYSTEM IS INVOLVED IN THE PROLIFERATION OF GASTRIC CANCER CELL LINES

Leal-Lopez S.¹, Estevez-Perez L.¹, Domingo-Salvador A.¹, Otero-Alen B.¹, Seoane-Mosteiro C.², Gallego-Gomez R.^{3,4}, Garcia-Caballero T.^{3,4,5}, Dominguez-Muñoz J.E.^{3,6}, Perez-Camiña J.², Pazos-Randulfe Y.¹

P0634

SPORADIC DUODENAL BULB NEUROENDOCRINE TUMORS - GASTRIN(G)-CELLS TUMORS ASSOCIATED TO HELICOBACTER PYLORI AND MICRONODULAR G-CELLS HYPERPLASIA

Costa D.^{1,2}, Veiga J.², Arruda J.³, Rodrigues A.³, Gonçalves R.¹, Pardal F.³, Rolanda C.^{1,2}

Poster Session

10:30 – 17:00

Poster Exhibition - Hall 7

H. Pylori I

P0635

PREVALENCE OF HELICOBACTER PYLORI INFECTION IN NONDIABETIC NAFLD AND IT ASSOCIATION IN SEVERITY OF FIBROSIS

Siricharoonwong W., Boonsirichan R.

P0636

STUDY OF THE HIPPO SIGNALLING PATHWAY IN GASTRIC CARCINOGENESIS INDUCED IN RESPONSE TO HELICOBACTER PYLORI INFECTION

Tiffon C.¹, Molina-Castro S.E.², Giraud J.¹, Seeneevassen L.¹, Peru S.¹, Lehours P.^{1,3}, Dubus P.^{1,4}, Megraud F.^{1,3}, Staedel C.⁵, Varon C.¹

P0637

HIGH CONCORDANCE RATES OF PREMALIGNANT GASTRIC LESIONS ASSESSED BY OLGA AND OLGIM IN MONOZYGOTIC AND DYZYGOTIC TWINS

Urba M.¹, Jonaitis L.², Janciauskas D.³, Kupcinskas L.², Kupcinskas J.²

P0639

HELICOBACTER PYLORI-DERIVED MEMBRANE VESICLES MODIFY GASTRIC EPITHELIAL CELLS GENE EXPRESSION

Melo J.^{1,2,3}, Cavadas B.^{1,2,3}, Pinto V.D.^{1,2}, Pereira L.^{1,2,4}, Figueiredo C.^{1,2,4}, Leite M.^{1,2,4}

P0640

HELICOBACTER PYLORI-ACTIVATED GASTRIC FIBROBLASTS INDUCE EPITHELIAL-MESENCHYMAL TRANSITION OF GASTRIC EPITHELIAL CELLS IN A TRANSFORMING GROWTH FACTOR BETA-DEPENDENT MANNER

Krzysiek-Maczka G.¹, Wrobel T.², Targosz A.¹, Strzalka M.¹, Ptak-Belowska A.³, Szczyrk U.¹, Czyz J.², [Brzozowski T.](#)¹

P0641

TLR4 RS4986791 GENE POLYMORPHISM AND HELICOBACTER PYLORI INFECTION IN CHILDREN

[Marginean C.O.](#)¹, Melit L.E.¹, Iancu M.², Marginean M.O.³, Banescu C.⁴

P0642

DETECTION OF HELICOBACTER PYLORI INFECTION IN GASTRIC BIOPSIES USING REAL-TIME PCR

[Zahra Bianco J.A.](#)¹, Zahra G.², Schembri J.³, Pisani A.⁴, Borg E.⁵, Spiteri N.⁵, Zahra Bianco E.⁶, Caruana P.⁷, Barbara C.⁸, Ellul P.⁹

P0644

EVALUATION OF HELICOBACTER PYLORI POSITIVITY BY MOLECULAR-BIOLOGY METHODS IN GASTRIC BIOPSY SAMPLES FROM DISCREPANT CASES TESTED BY SEROLOGY AND HISTOLOGY

Skrebinska S.^{1,2}, Mégraud F.^{3,4}, Daugule I.^{1,5}, Santare D.^{1,5,6}, Isajevs S.^{1,5,7}, Liepniece-Karele I.^{1,7}, Rudzite D.^{1,6}, Kikuste I.^{1,5,8}, Vanags A.^{1,8}, Tolmanis I.⁸, Atstupens J.¹, Park J.Y.⁹, Herrero R.⁹, Alix C.^{3,4}, [Leja M.](#)^{1,5,6}

P0645

CLINICAL ASPECTS AND THE ROLE OF ADIPOKINES IN GALLSTONE DISEASE IN PATIENTS WITH NON-ALCOHOLIC FATTY LIVER DISEASE

Cherkashchenko N.¹, Krolevets T.², Livzan M.³, [Popello D.](#)⁴

P0646

GASTRIC CANCER DETECTION RATES IN ACCORDANCE WITH THE INFECTION STATUS OF HELICOBACTER PYLORI UPON KYOTO CLASSIFICATION OF GASTRITIS BY TRANSNASAL SCREENING ENDOSCOPY

Yoshimura R.¹, [Yoshimura D.](#)², Kitagawa Y.², Fukuda S.², Chaen T.², Nakano K.², Ochiai T.², Ihara E.³

P0647

THE EFFICACY OF LOW-DOSE RADIATION THERAPY IN PATIENTS WITH HELICOBACTER PYLORI-NEGATIVE OR ERADICATION THERAPY-RESISTANT LOCALIZED GASTRIC MUCOSA-ASSOCIATED LYMPHOID TISSUE LYMPHOMA

[Uehara H.](#)¹, Akamatsu T.^{1,2}, Nagaya T.², Suga T.²

P0648

CLOSE ASSOCIATION OF ENDOSCOPIC SCORES FOR GASTRIC CANCER RISK ACCORDING TO KYOTO CLASSIFICATION OF GASTRITIS WITH SERUM RISK CLASSIFICATION KNOWN AS ABC METHOD

[Hirai R.](#)¹, Shimodate Y.¹, Ishikawa S.¹, Minami M.¹, Kanatani T.¹, Hirai M.², Doi A.¹, Nishimura N.¹, Mouri H.¹, Matsueda K.¹, Yamamoto H.¹, Mizuno M.¹

P0651

THE ROLE OF HEPATOMA-DERIVED GROWTH FACTOR (HDGF) IN RECRUITMENT OF MESENCHYMAL STEM CELLS AND GASTRIC

[Kuo C.-H.](#)^{1,2}, Liu C.-J.³, Wang Y.-K.^{2,3}, Wu D.-C.^{2,3}

Poster Session

10:30 – 17:00

Poster Exhibition - Hall 7

Small Intestinal I

P0652

A MODEL TO STUDY ISCHEMIA-REPERFUSION INJURY IN HUMAN INTESTINAL ORGANOID

[Kip A.M.](#), Olde Damink S.W.M., Lenaerts K.

P0653

OPEN STUDY OF THE ASSOCIATION COLIMYCINE / GENTAMYCIN IN THE TREATMENT OF BACTERIAL OVERGROWTH OF THE SMALL INTESTINE IN PATIENTS WITH IRRITABLE BOWEL SYNDROME

[Bouchoucha M.](#), Romptaux P., Mary F., Airinei G., Sabate J.M., Benamouzig R.

P0654

SPY GLASS'S APPLICATION IN ENDOSCOPIC RETROGRADE APPENDICITIS THERAPY FOR THE MANAGEMENT OF ACUTE APPENDICITIS

[Liu B.-R.](#), Ling-Jian K.

P0656

PREDICTIVE FACTORS AND CLINICAL IMPACT OF "DEEP REMISSION" IN CELIAC DISEASE

[Peixoto A.](#)¹, Silva M.¹, Santos A.L.¹, Costa-Moreira P.², Ferreira da Silva J.¹, Dias E.², Macedo G.¹

P0657

HISTOLOGICAL, IMMUNOHISTOCHEMICAL AND RNA GENE EXPRESSION RESPONSES IN COELIAC DISEASE PATIENTS CHALLENGED WITH GLUTEN

[Taavela J.](#)^{1,2}, Viiri K.², Popp A.^{2,3}, Oittinen M.², Dotsenko V.², Peräaho M.¹, Staff S.^{4,5}, Sarin J.^{5,6}, Leon F.⁷, Mäki M.², Isola J.^{5,6}

P0658

COELIAC DISEASE - OLDER PATIENTS HAVE THE MOST EXTENSIVE SMALL BOWEL INVOLVEMENT ON CAPSULE ENDOSCOPY

[Chetcuti Zammit S.](#)¹, Sanders D.S.², Sidhu R.³

P0659

CAPSULE ENDOSCOPY IN ESTABLISHED COELIAC DISEASE: CLINICAL SYMPTOMS, EXTENT OF DISEASE AND SMALL BOWEL TRANSIT

[Chetcuti Zammit S.](#)¹, Kurien M.¹, Sanders D.S.², Sidhu R.³

P0660

NON-RESPONSIVE AND REFRACTORY COELIAC DISEASE: THE LARGEST UK EXPERIENCE FROM THE NHS ENGLAND RARE DISEASES COLLABORATIVE NETWORK

[Baggus E.](#)¹, Rej A.¹, Schiepati A.^{1,2}, Zammit S.¹, Marks L.J.¹, Trott N.¹, Hadjivassiliou M.¹, Sanders D.S.¹

P0661

ASSESSING GLUTEN FREE DIET ADHERENCE USING CDAT AND BIAGI QUESTIONNAIRES IN PATIENTS WITH COELIAC DISEASE

[Baggus E.](#), Rej A., Lau M., Zammit S., Mooney P., Marks L.J., Rees M., White W., Hadjivassiliou M., Sanders D.S.

P0662

PREDICTORS OF PERSISTENT VILLOUS ATROPHY IN ADULTS WITH COELIAC DISEASE AND STRICT CONTROL OF GLUTEN-FREE DIET ADHERENCE: A MULTICENTER PROSPECTIVE STUDY (CADER STUDY)

Fernández-Bañares F.^{1,2}, Beltran B.³, Salas A.⁴, Comino I.⁵, Ballester R.⁶, Ferrer C.⁷, Molina-Infante J.⁸, Modolell I.⁹, Rodríguez-Moranta F.¹⁰, Arau B.¹¹, Segura V.¹², Fernández L.¹³, Montoro M.¹⁴, Esteve M.¹¹, Sousa C.¹⁵, CADER Study Group

P0663

USE OF CAPSULE ENDOSCOPY IN SERONEGATIVE VILLOUS ATROPHY: DOES IT CLARIFY OR CLOUD THE PICTURE?

Chetcuti Zammit S.¹, Sanders D.S.², Schiepati A.³, Aziz I.³, Kurien M.¹, Sidhu R.³

P0664

IS THERE A CORRELATION BETWEEN DUODENAL HISTOLOGY AND DISEASE SEVERITY ON CAPSULE ENDOSCOPY IN PATIENTS WITH VILLOUS ATROPHY?

Chetcuti Zammit S.¹, McAlindon M.¹, Sanders D.S.², Sidhu R.³

P0665

SYSTEMIC ABSORPTION, MICROBIOME METABOLISM AND SYMPTOMS FOLLOWING ORAL FRUCTOSE IN PATIENTS WITH FUNCTIONAL GASTROINTESTINAL DISORDERS

Wilder-Smith C.H.¹, Lee S.H.², Low J.Y.², Koh D.Y.Q.², Ferraris R.³, Chan E.C.Y.^{2,4}

P0666

VALIDITY AND GENERALIZABILITY OF THE NEWLY DEVELOPED ADULT CARBOHYDRATE PERCEPTION QUESTIONNAIRE (ACQP)

Hammer J.^{1,2}, Engeßer K.M.¹, Riedl G.¹, Vogelsang H.¹, Hammer H.F.³

P0667

GLOBAL CONSENSUS ON HISTOLOGICAL DEFINITION AND CLASSIFICATION OF NON-COELIAC GLUTEN SENSITIVITY

Rostami K.¹, Derakhshan M.², Ensari A.³, Villanacci V.⁴, Walker M.⁵, Marsh M.^{6,7}, Ciacci C.⁸, Carroccio A.⁹, Taavela J.V.¹⁰, Bai J.C.¹¹, Bassotti G.¹², Becheanu G.¹³, Bell P.¹⁴, Bozzola A.¹⁵, Catassi C.¹⁶, Fasano A.¹⁷, Casella G.¹⁸, Danciu M.¹⁹, Das P.²⁰, Di Bella C.²¹, De Magistris L.²², Delsordo R.²³, Drage M.¹⁴, Elli L.²⁴, Florena A.M.²⁵, Fusco N.²⁶, Going J.²⁷, Guandalini S.²⁸, Holmes G.²⁹, Jericho H.²⁸, Johnson M.³⁰, Kaukinen K.³¹, Lamba M.³², Liptrot S.², Makharia G.²⁰, Mathews S.³³, Mazzarella G.³⁴, Mohaghegh Shalmani H.³⁵, Moradi A.³⁵, Mulder C.J.J.³⁶, Ricci C.³⁷, Rostami-Nejad M.³⁸, Roxana M.³⁹, Sapone A.¹⁷, Sanders D.⁴⁰, Levene A.⁴¹, Volta U.⁴², Ray R.⁴¹, Hagen C.⁴³, Johncilla M.⁴⁴, Hayman D.⁴⁵, Ishaq S.⁴⁶, Rodger C.⁴⁷, Srivastava A.⁴⁸

P0668

PREDICTIVE FACTORS IN CHRONIC DIARRHOEA CAUSED BY IDIOPATHIC BILE ACID MALABSORPTION

Puigcerver Mas M.¹, Barber Caselles C.¹, Robles V.¹, Alonso C.^{1,2,3}, Aguade S.⁴, Guagnozzi D.^{1,2,3}, Azpiroz F.^{1,3,5}, Santos J.^{1,2,3}, Lobo Alvarez B.^{1,2}

P0670

PANORAMIC VERSUS AXIAL SMALL BOWEL CAPSULE ENDOSCOPY IN OVERT OBSCURE GASTROINTESTINAL BLEEDING

Chetcuti Zammit S.¹, McAlindon M.¹, Sidhu R.²

P0671

YIELD, ETIOLOGIES AND OUTCOMES OF CAPSULE ENDOSCOPY IN PATIENTS WITH OCCULT GASTROINTESTINAL BLEEDING- A LONG TERM RETROSPECTIVE STUDY

Argyrides J.¹, Qoi M.^{1,2}, Tam W.¹

P0672

DIAGNOSTIC YIELD OF CAPSULE ENDOSCOPY IN PATIENTS WITH OBSCURE GASTROINTESTINAL BLEEDING: A PROSPECTIVE MONOCENTRIC STUDY

Romeo S.^{1,2}, Neri B.¹, Petruzzello C.¹, Sena G.¹, Biancone L.³

P0673

CLINICAL FEATURES AND SOURCES OF BLEEDING IN PATIENTS WITH GASTROINTESTINAL BLEEDING OF UNKNOWN SOURCE

Ivanova E.^{1,2}, Tikhomirova E.^{2,3}, Gorbachev E.^{2,3}, Yudin O.⁴, Larichev S.^{2,5}, Budykina A.², Fedorov E.^{2,3}

Poster Session

10:30 – 17:00

Poster Exhibition - Hall 7

Nutrition I

P0674

LIVER FIBROSIS STAGE AT BASELINE PREDICTS OUTCOME OF METABOLIC SURGERY

Kienbacher C.^{1,2}, Wakolbinger (nee Luger) M.^{3,4,5}, Traussnigg S.¹, Kruschitz R.^{4,6}, Wuerger T.⁷, Schindler K.⁴, Ferlitsch A.^{1,2}, Prager G.⁸, Ludvik B.⁹, Trauner M.¹⁰

P0675

VISCERAL OBESITY MEASURED BY DUAL X-RAY ABSORPTIOMETRY AND BIOIMPEDANCE AS THE PREDICTOR FOR IBS IN OBESE PATIENTS

Hauser G.¹, Klobucar Majanovic S.², Belancic A.³, Pletikovic Tonic S.⁴, Krpina M.⁵, Tkalcic M.⁶

P0676

ENDOSCOPIC SLEEVE GASTROPLASTY VS LAPAROSCOPIC SLEEVE GASTRECTOMY: A SYSTEMATIC REVIEW AND META-ANALYSIS

Mohan B.¹, Khan S.², Chandan S.³, Kotagiri R.², Kutti Sridharan G.², Ponnada S.⁴, Jayaraj M.⁵, Asokkumar R.⁶, Adler D.⁷

P0677

PERINATAL PROGRAMMING OF INTESTINAL HOMEOSTASIS FOLLOWING EXPOSURE TO A HIGH FAT DIET IN MALE RATS OFFSPRING

Guibourdenche M.^{1,2}, El Khayat El Sabbouri H.³, Bouzerara A.⁴, Djekkoun N.³, Khorsi-Cauet H.³, Guibourdenche J.⁴, Bach V.³, M Anton P.², Gay-Quéheillard J.³

P0678

ENDOSCOPIC SLEEVE PLICATION (ESP) FOR TREATMENT OF OBESITY I-II. PRELIMINARY RESULTS OF 2 SITES WITH THE NEW PATTERN FOR GASTRIC EMPTYING DELAY

Turro R.¹, Espinós Pérez J.C.², Lopez Nava G.³, Mata Bilbao A.⁴, Abu Dayyeh B.⁵, Uchima H.⁶, Rosinach M.⁷, Ble Caso M.⁸, Michelena J.⁸, Turro J.⁹

P0679

TRANSLATABLE MODEL OF METABOLIC SYNDROME AND LIVER DISEASE IN SMALL ANIMALS USING PRECLINICAL ULTRASOUND

Babenko L.¹, Bubnov R.^{1,2}, Lazarenko L.M.¹, Spivak M.Y.¹

P0680

ASSESSMENT OF METABOLIC SYNDROME IN INFLAMMATORY BOWEL DISEASE REVEALED FTO VARIANT RS9939609 AS A NOVEL GENETIC MARKER OF CROHN'S DISEASE

Dragasevic S.^{1,2}, Stankovic B.³, Kotur N.³, Stojkovic Lalosevic M.¹, Sokic Milutinovic A.^{1,2}, Milovanovic T.^{1,2}, Jovanovic I.^{1,2}, Lukic S.^{1,2}, Milosavljevic T.^{1,2}, Srentic Drazilov S.³, Klaassen K.³, Pavlovic S.³, Muhovic D.⁴, Popovic D.^{1,2}

P0681

MICROBIOTA CHANGES INDUCED BY MICROENCAPSULATED SODIUM BUTYRATE

Facchin S.¹, Vitulo N.², Calgaro M.², Buda A.³, Romualdi C.⁴, Perini B.¹, Lorenzon G.¹, D'Inca R.¹, Savarino E.V.¹

P0682

PERINATAL PROGRAMMING OF INTESTINAL HOMEOSTASIS FOLLOWING EXPOSURE TO LOW DOSE OF CHLORPYRIFOS IN MALE RATS OFFSPRING

Guibourdenche M.^{1,2}, El Khayat El Sabbouri H.³, Bouzerara A.⁴, Djekkoun N.³, Khorsi-Cauet H.³, Guibourdenche J.⁴, Bach V.³, M Anton P.², Gay-Quéheillard J.³

P0683

RIBOFLAVIN SUPPRESSES INFLAMMATION AND ATTENUATES CROHN'S DISEASE SYMPTOMS (RISE-UP STUDY)

von Martels J.Z.H.¹, Bourgonje A.R.¹, Klaassen M.A.Y.¹, Alkhalifah H.A.A.¹, Sadaghian Sadabad M.², Vich Vila A.^{1,3}, Gacesa R.^{1,3}, Gabriëls R.Y.¹, Steinert R.E.⁴, Jansen B.H.¹, Bulthuis M.L.C.⁵, van Dullemen H.M.¹, Visschedijk M.C.¹, Festen E.A.M.¹, Weersma R.K.¹, de Vos P.⁵, van Goor H.⁵, Faber K.N.¹, Harmsen H.J.M.², Dijkstra G.¹

P0684

ZN DEFICIENCY CORRELATES WITH DISEASE ACTIVITY OF PATIENTS WITH INFLAMMATORY BOWEL DISEASE

Stojkovic Lalosevic M.¹, Pavlovic Markovic A.², Dragasevic S.¹, Milovanovic T.³, Jovicic I.⁴, Kiurski S.⁵, Stankovic S.⁶, Rankovic I.⁷, Stulic M.⁸, Culafic D.², Stojkovic M.⁹

P0685

DOES GASTRIC LEPTIN PLAY A KEY ROLE IN CONTROLLING FOOD INTAKE?

Ohta H.^{1,2}

P0686

INTESTINAL LUMEN OMEGA-3 POLYUNSATURATED FATTY ACID LEVELS AFTER ORAL SUPPLEMENTATION

Nana G.R.¹, Watson H.¹, Volpato M.¹, Race A.D.², Loadman P.M.², Toogood G.J.³, Hull M.A.¹

Poster Session

10:30 - 17:00

Poster Exhibition - Hall 7

Paediatric: Upper GI I

P0687

SELECTIVE MICROBIOTA TRANSPLANTATION IS EFFECTIVE FOR CONTROLLING TOURETTE'S SYNDROME

Ding X., Li Q., Xiang L., Li P., Zhang T., Zhang F.

P0688

CLINICAL, ENDOSCOPIC AND HISTOLOGICAL CHARACTERISTICS OF ARMENIAN CHILDREN WITH RECURRENT ABDOMINAL PAIN AND DYSPEPSIA

Shahinyan T.^{1,2}, Amaryan G.^{1,2}, Braegger C.³

P0689

MALNUTRITION IN PAEDIATRIC PATIENTS WITH EOSINOPHILIC ESOPHAGITIS

Rodríguez Manchón S., Domínguez Ortega G., San Mauro Martín I., Velasco Rodríguez-Belvis M., Viada Bris J.F., Cañedo Villarroja E., Pedron Giner C., Bacelo Ruano I., Martínez Ibeas M.Á., Muñoz Codoceo R.A.

P0690

GENETIC STRUCTURE OF HELICOBACTER PYLORI IN RELATIVES: RESULTS FROM A FAMILY STUDY

Eugeny S., E.M. Spivak, O.M. Manyakina, R.M. Levit, M.Yu. Kirillov, L.V. Ogneva, I.S. Akkuratova

P0691

THE INFLUENCE OF THE GENETIC STRUCTURE OF HELICOBACTER PYLORI ON THE CLINICAL AND MORPHOLOGICAL MANIFESTATIONS OF CHRONIC GASTRITIS IN ADOLESCENTS

Eugeny S., E.M. Spivak, O.M. Manyakina, R.M. Levit, M.Yu. Kirillov, L.V. Ogneva, I.S. Akkuratova

P0692

THE EFFECTIVENESS OF THERAPY OF HELICOBACTER PYLORI IN CHRONIC GASTRITIS IN ADOLESCENTS, DEPENDING ON THE GENETIC STRUCTURE OF HELICOBACTER PYLORI

Eugeny S., O.M. Manyakina, E.M. Spivak E.M., R.M. Levit, I.S. Akkuratova

Poster Session

10:30 - 17:00

Poster Exhibition - Hall 7

Clinical Cases I

Chairs: Paraskevas Gkolfakis, Greece

CC002

ACUTE HEPATITIS E VIRUS INFECTION - EXPECT WHEN YOU ARE NOT EXPECTING

Šarnelyte J.^{1,2}, Stankevičiūtė L.^{1,2}, Savlan I.^{1,2}, Valantinas J.^{1,2}

CC003

OVERLAPPING PHENOTYPE OF CHOLESTASIS DISCLOSING AN ABCB4 MUTATIONAL BACKGROUND - A CASE REPORT

Falcão D., Pedroto I., Moreira T.

CC004

A RARE CAUSE OF NON-CIRRHOTIC PORTAL HYPERTENSION

Jardim Carvao J.L.¹, Magno Pereira V.², Sousa J.A.³, Abreu N.¹, Oliveira A.², Sousa Andrade C.², Capelina A.⁴, Carneiro F.⁵, Jasmins L.¹

CC005

INTRADUCTAL PAPILLARY MUCINOUS NEOPLASM IN A PATIENT WITH PEUTZ-JEGHERS SYNDROME: A CLINICAL CHALLENGE

Cavlina M.¹, Rustemovic N.¹, Sjekavica I.², Ries S.³, Krznaric Z.⁴, Kalauz M.⁵

CC006

ULCERATIVE ESOPHAGITIS DUE TO MEXILETINE: YOU MUST THINK ABOUT IT!

Ghisa M., Barbuscio I., Barberio B., Savarino E., Senzolo M.

CC007

A NEW ENDOSCOPIC DEVICE TO PREVENT FULLY COVERED METAL STENT MIGRATION

Conio M.¹, Savarese M.F.¹, Crespi M.^{1,2}, De Ceglie A.¹

CC008

IMPACTATION OF FOOD BALL IN EPIFRENIC DIVERTICULUM AS A TRAUMATIC CAUSE OF ACUTE MYOPERICARDITISRuiz-Rodríguez A.J.¹, Tenorio González E.¹, Díaz Alcázar M.D.M.², Caballero Mateos A.¹, García Robles A.³

CC009

THE COLONIC SINGLE STRIPE SIGN: A CASE OF ISCHEMIC COLITISParikh M.P.¹, Berger-Saunderson M.¹, Satiya I.², Gupta N.M.¹, Gupta M.¹, Henricks W.³, Sanaka M.R.⁴

CC010

CASE REPORT: SUBCUTANEOUS EMPHYSEMA, PNEUMORETROPERITONEUM AND PNEUMOMEDIASTINUM - RARE COMPLICATIONS OF DIAGNOSTIC COLONOSCOPYJelakovic M.¹, Ostojic R.¹, Bilic B.², Cavlina M.¹, Rustemovic N.¹, Krznaric Z.¹

CC011

A RARE CASE OF LOCAL RECURRENCE CAUSED BY TUMOR CELL IMPLANTATION AFTER RECTAL ENDOSCOPIC SUBMUCOSAL DISSECTION AND SHOWING REMARKABLE HISTOPATHOLOGICAL FINDINGSYamamoto K.¹, Adachi S.², Hayashi S.³, Takagi Y.¹, Tatsumi N.¹, Michida T.⁴, Ito T.¹

CC012

OVER THE SCOPE CLIP AS AN ALTERNATIVE IN THE DEHISCENCE OF INTESTINAL SUTURE. ABOUT A CASEBisso Zein J.K., Rivera Irigoien R., Puya Gamarro M., Gómez Espejo S.M., Sánchez Cantos A.M.

CC013

A CASE OF BILIARY VARICES DIAGNOSED BY PERORAL CHOLANGIOSCOPY AFTER HEMOSTASIS FOR MASSIVE HEMOBILIA DURING ERCIshigaki N., Shiraiishi R., Harada T., Hanada H.

CC014

THERAPEUTIC APPROACH OF A COMPLEX CASE OF BILIARY STONES IN A PATIENT WITH LPAC SYNDROMEFigueiredo L.M.¹, Alexandrino G.¹, Rafael M.A.¹, Horta D.¹, Lourenço L.C.C.², Canena J.¹, Martins A.¹

CC015

A CASE OF A NEGLECTED FRAGMENTED CBD PLASTIC STENT SUCCESSFULLY EXTRACTED WITH SPY GLASS CHOLANGIOSCOPYHussein M.¹, Salem O.E.², Adel F.², Ebada O.², Anwar A.²

CC016

AN UNCOMMON CAUSE OF LEFT ILIAC FOSSA MASSLiou W.L.¹, Tay S.¹, Teoh W.C.², Wong Y.J.¹

CC017

ABDOMINAL ULTRASOUND AS A DIAGNOSTIC TOOL FOR DISTAL OBSTRUCTION INTESTINAL SYNDROMESanchez-Aldehuelo R., Zapater López R., Garcia de la Filia Molina I., González Olivares C., Figueroa Tubío A., Garrido Gómez E., García González M., Albillos A.

CC019

UNUSUAL CAUSE OF DYSPHAGIA : A CASE OF NON LANGERHANS CELL HISTIOCYTOSISAnwar A.¹, Salem O.E.², Adel F.³, Hussein M.⁴, Elsabee B.⁵

CC018

A RARE COMPLICATION OF ENDOSCOPIC TRANSFISTULARY DRAINAGE AFTER SALVAGE ESOPHAGECTOMY FOR ESOPHAGEAL ADENOCARCINOMAQuazzani S.¹, Rigaux J.², Farinella E.³, Tancredi I.⁴, Toussaint E.⁵

CC020

SIMULTANEOUS PERFORMANCE OF ENDOSCOPIC BALLOON DILATATION WITH VARICEAL SCLEROSIS IN PATIENT OF ESOPHAGEAL STRICTURE ALONG WITH VARICES: A CASE REPORTZhao Y.¹, Gao S.¹, Tan Y.¹, Zhao Y.², Liu D.¹

CC021

DE NOVO HEPATOCELLULAR CARCINOMA IN NON-CIRRHOTIC ALLOGRAFT 27 YEARS AFTER AN ORTHOTOPIC LIVER TRANSPLANTATION FOR HBV CIRRHOSIS: A CASE REPORTEl-Domiaty N.¹, Saliba F.², Vibert E.², Salloum C.², Sebahg M.², Samuel D.²

CC022

CASE REPORT OF A RUPTURED ECHINOCOCCUS CYST WITH SEPTIC SHOCK MANIFESTATIONOnyshchenko M.¹, Popova O.²

CC023

IMMUNE-MEDIATED ACUTE MYOPERICARDITIS IN A PATIENT WITH ULCERATIVE COLITIS, PRIMARY SCLEROSING CHOLANGITIS AND BOWEL-ASSOCIATED DERMATOSIS-ARTHRITIS SYNDROME (BADAS) - A CASE REPORTLucaciu L.A.¹, Agoston-Coldea L.², Seicean A.^{1,2}

CC028

DIGESTIVE CRYPTOCOCCOSIS: ABOUT A CASE AND A REVIEW OF THE LITERATUREJamal S., Seddik H., Benkirane A.

CC029

OLMESARTAN-ASSOCIATED ENTEROPATHY - A NEW PARADIGM IN THE DIFFERENTIAL DIAGNOSIS OF CELIAC DISEASEGomes Gonçalves M., Rebelo A., Leal T., Gonçalves R.

CC030

EOSINOPHILIC GRANULOMATOSIS WITH POLYANGIITIS PRESENTING AS ABDOMINAL PAIN: A CASE REPORTZhao Y.¹, Liu D.²

CC031

CHRONIC ACTIVE EPSTEIN BARR VIRUS (EBV) INFECTION OF INTESTINAL T-CELLS MANIFESTED WITH ENTERITIS AND COMPLICATED WITH RECURRENT SMALL BOWEL PERFORATIONS AND FATAL HEMOPHAGOCYTIC REACTION: AN UNUSUAL AND GRAVE TURN OF A VERY COMMON CONDITIONLichtenstein L.¹, Adler I.P.¹, Landa E.¹, Delgado J.S.^{1,2}

CC032

HYPEREOSINOPHILIA AND GASTROINTESTINAL ULCERATION - WHEN EAST MEETS WESTSantos S., Simões G., Rocha M., Gamelas V., Borges V., Saraiva R., Burgi C., Serrano A., Saiote J.

CC033

PERSISTENT VOMITING IN CROHN'S DISEASE: AN UNUSUAL DIAGNOSISLeal T., Antunes P., da Silva Mendes S., Gonçalves B., Arroja B., Gonçalves R.

CC034

FAMILY CAUSE OF DYSPHAGIA: EOSINOPHILIC ESOPHAGITIS
Díaz Alcázar M.M.¹, García Robles A.², Casado-Caballero F.J.³,
 Martín-Lagos Maldonado A.¹

CC035

EOSINOPHILIC ESOPHAGITIS INDUCED BY LATEX SUBLINGUAL IMMUNOTHERAPY
Urbani S.¹, Nucera E.², Buonomo A.¹, Andriollo G.¹, Aruanno A.¹

CC036

EXCEPTIONAL CAUSE OF UPPER GASTROINTESTINAL BLEEDING
Fernández Alvarez P.¹, Maldonado Perez B.², Valdes-Delgado T.³, Caunedo Alvarez A.¹

CC037

INTESTINAL IGG4-RELATED DISEASE: 2 CASES REPORT
Jung Y., Lee J., Oh H.-K.

CC038

BURKITT'S LYMPHOMA MIMICKING CROHN'S ILEITIS
Okhlobystin A.¹, Tertychnyy A.², Arutyunova N.³, Okhlobystina O.⁴, Leontev A.⁵, Shifrin O.⁶, Gonik M.⁷, Ivashkin V.T.⁸

CC039

CURIOUS CASE. THE TREACHEROUS MELANOMA. LATE METASTASIS OF CUTANEOUS MELANOMA IN THE JEJUNUM
Ruiz-Rodríguez A.J.¹, García Robles A.², Díaz Alcázar M.D.M.³,
 Roa Colomo A.¹, Martín-Lagos A.¹

CC040

VOMITING AND PREGNANCY: IT IS NOT ALWAYS THE PREGNANCY TO BLAME
Sigaud Brust A.G.¹, Ortiz A.², Cruzans G.³

Young GI Activity

12:00 - 13:00	Barcelona
Mentoring Programme	
Chairs: Matthieu Allez, France	
Daniel Blero, Belgium	
Evelien Dekker, Netherlands	
Juan Enrique Dominguez-Munoz, Spain	
Monika Ferlitsch, Austria	
James Lindsay, United Kingdom	
Rui Tato Marinho, Portugal	
Iris D. Nagtegaal, Netherlands	
Jaroslaw Regula, Poland	
Harry Sokol, France	
Radu Tutuian, Switzerland	

Poster Champ Session

12:30 - 13:30	E-Poster Terminal 1
Poster Champ Session: Liver, biliary and pancreatic disease	
Chairs: Mária Papp, Hungary	
Johanna Laukkarinen, Finland	

12:30 - 12:35

P0064

GLUCOCORTICOIDS DECREASE APOPTOSIS AND AUTOPHAGY OF HEPATOCYTES VIA PI3K/AKT/MTOR SIGNALING PATHWAY IN AUTOIMMUNE HEPATITIS
 Fan X.¹, Men R.¹, Shen M.¹, Wang T.¹, Ye T.¹, Yan Y.², Yang L.¹

12:35 - 12:40

P0097

MUTANT HNF6 PERTURBS THE PANCREATIC PROGENITOR AND BETA-CELL PROGRAM LEADING TO VARIOUS TYPES OF DIABETES IN HUMANS
Heller S.¹, Costa I.², Böhm B.³, Julier C.⁴, Kleger A.⁵

12:40 - 12:45

P0053

ASSOCIATION OF GENETIC POLYMORPHISM OF TOLL LIKE RECEPTORS2(TLR2) AND (TLR4) WITH SUSCEPTIBILITY TO HCV INFECTION, RESPONSE TO TREATMENT AND PROGRESSION TO HEPATOCELLULAR CARCINOMA IN CIRRHOTIC PATIENTS
El-Bendary M.¹, Neamatallah M.², Elalfy H.³, Besheer T.⁴, Abd El-Maksoud M.⁴, Elhammady D.⁴, Abed S.⁴, Elegezy M.⁴, Kandeel L.⁵, Eldeib D.⁴, Mousa N.⁴, Abd El-Hafeez M.⁴, El-Gilany A.-H.⁴, Esmat G.⁶

12:45 - 12:50

P0070

ESTROGEN-INDUCED EPIGENETIC SILENCING OF IRON METABOLISM-RELATED GENES REDUCES THE GROWTH POTENTIAL OF HEPATOCELLULAR CARCINOMA CELLS ✦
Muhammad J.S.^{1,2}, Bajbouj K.^{1,2}, Shafarin J.², Hamad M.^{2,3}

12:55 - 13:00

P0055

SIMPLE SCORE FOR PREDICTORS OF HEPATOCELLULAR CARCINOMA OCCURRENCE AFTER HEPATITIS C VIRUS ERADICATION BY DIRECT-ACTING ANTIVIRAL TREATMENT
Tani L.¹, Morishita A.¹, Moriya A.², Ogawa C.³, Deguchi A.⁴, Takaguchi K.⁵, Masaki T.¹, Kagawa Liver Disease Study

13:00 - 13:05

P0032

HIGHER-DOSE OF LEVOCARNITINE MAY CONTRIBUTE TO AN EARLY REMISSION OF HYPERAMMONEMIA IN PATIENTS WITH LIVER CIRRHOSIS
Moriya A.¹, Kawaji H.¹, Mashima S.¹, Iwasaki Y.², Ando M.¹

13:05 - 13:10

P0095

CORRELATION BETWEEN PANCREATIC T1 VALUES USING MODIFIED LOOK-LOCKER INVERSION RECOVERY (MOLLI) SEQUENCE AND PANCREATIC EXOCRINE AND ENDOCRINE FUNCTION
Ashihara N.¹, Watanabe T.¹, Yamada A.²

13:10 - 13:15

P0015

C282Y/H63D COMPOUND HETEROZYGOSITY CAUSES SIGNIFICANTLY ELEVATED IRON OVERLOAD AND ASSOCIATED DISEASES ✦
Hasan S.M.M., Farrell J., Borgaonkar M.

13:15 - 13:20

P0115

NEW APPROACHES IN DIFFERENTIAL DIAGNOSIS WITH COMBINATION OF NEUTROPHIL TO LYMPHOCYTE INDEX, CA 19-9 AND COMPUTED TOMOGRAPHY IN MALIGNANT PANCREATIC CYSTIC LESIONS
 Koshel A.^{1,2}, Drozdov E.^{2,3}, Dibina T.⁴

13:20 - 13:25

P0036

RESPONSE OF LIVER AND SPLEEN STIFFNESS TO PORTAL PRESSURE LOWERING DRUGS IN A RAT MODEL OF CIRRHOSIS
Elshaarawy O., Alquzi S., Rausch V., Mueller J., Silva I., Peccerella T., Seitz H., Mueller S.

13:25 - 13:30

P0029

ETIOLOGIES OF ERECTILE DYSFUNCTION IN NON-ALCOHOLIC FATTY LIVER DISEASE
Keklikkiran Ç.¹, Kani H.T.¹, Şener T.E.², Aykut U.E.¹, Demirtaş C.Ö.¹, Demirci A.F.³, Çelikel Ç.⁴, Akbal C.², Çam H.K.², Duman D.G.¹

Poster Champ Session

12:30 - 13:30 E-Poster Terminal 2
Poster Champ Session: Surgery, endoscopy and imaging
 Chairs: Vincent Huberty, Belgium
 Joline de Groof, Netherlands

12:30 - 12:35 P0305
A CASE-MATCHED STUDY ON EUS-GUIDED DRAINAGE OF WALLED-OFF NECROSIS USING 20MM VS 15MM LUMEN APPOSING METAL STENTS: IS BIGGER BETTER?
 Ichkhanian Y.¹, Parsa N.², Vosoughi K.³, Nieto J.⁴, Powers P.⁵, Mitsuhashi S.⁶, Abdelqader A.⁷, Hadzinakos G.⁸, Anderloni A.⁹, Fugazza A.¹⁰, James T.¹¹, Arlt A.¹², Ellrichmann M.¹³, Aparicio Tormo J.R.¹⁴, Trindade A.¹⁵, Tyler S.¹⁶, Prabhleen C.¹⁶, Shawn S.¹⁷, Messallam, A.A.¹⁸, Gabriel L.¹⁹, Phillip F.²⁰, Benias P.²¹, Sejpal D.V.²², Mir F.F.²³, Aghaie M.²⁴, Novikov A.²⁵, Irani S.¹⁷, Pawa R.²⁶, Ali M.A.²⁷, Alireza S.²⁰, Hsueh W.²⁸, Hampe J.²⁹, Sharaiha R.Z.³⁰, Tyler B.³¹, Willingham F.³², Vladimir K.³³, Brewer O.²⁴, Ngamruengphong S.³⁴, Huggett M.³⁵, Todd B.³⁶, Repici A.³⁷, Alder D.³⁸, John N.³⁹, Thomas K.⁶, Kumbhari V.⁴⁰, Singh V.²⁴, Khashab M.A.⁴¹

12:35 - 12:40 P0294
A SINGLE CENTER EVALUATION ON IMPLEMENTATION OF SELECTIVE PATHOLOGIC EXAMINATION OF THE GALLBLADDER
 Corten B.¹, Leclercq W.K.G.¹, Roumen R.M.H.¹, van Zwam P.H.², Slooter G.D.¹

12:40 - 12:45 P0259
COMPARING MODIFIED WET SUCTION VERSUS DRY SUCTION TECHNIQUES IN EUS-FNA FOR SOLID LESIONS: A PROSPECTIVE, MULTICENTER, RANDOMIZED CONTROLLED TRIAL
 Wang R., Wang Y., Cheng B.

12:45 - 12:50 P0260
DOUBLE GUIDEWIRE TECHNIQUE USING A DOUBLE LUMEN CANNULA FOR INTERVENTIONAL EUS
 Nakai Y.¹, Suzuki Y.², Inokuma A.², Kanai S.², Oyama H.², Suzuki T.², Nakamura T.², Sato T.², Hakuta R.², Ishigaki K.², Saito K.², Saito T.², Hamada T.², Takahara N.², Mizuno S.², Kogure H.², Tada M.², Koike K.²

12:50 - 12:55 P0240
HYDRATION WITH LACTATED RINGER'S SOLUTION COMBINED WITH RECTAL DICLOFENAC IN THE PREVENTION OF PANCREATITIS AFTER ENDOSCOPIC RETROGRADE CHOLANGIOPANCREATOGRAPHY
 Del Olmo Martinez L.¹, Velayos Jiménez B.², Almaraz Gomez A.³

12:55 - 13:00 P0146
USEFULNESS OF 3-DIMENSIONAL FLEXIBLE ENDOSCOPY IN THE DIAGNOSIS OF GASTRIC EPITHELIAL NEOPLASIA
 Higuchi K., Kaise M., Koizumi E., Kirita K., Noda H., Umeda T., Akimoto T., Omori J., Goto O., Iwakiri K.

13:00 - 13:05 P0196
EFFECTIVENESS AND TOLERABILITY OF VERY-LOW-VOLUME PREPARATION FOR COLONOSCOPY: A PROSPECTIVE, MULTICENTER OBSERVATIONAL STUDY
 Maida M.F.¹, Morreale G.¹, Sinagra E.², Sferrazza S.³, Manganaro M.¹, Scalisi G.⁴, Schillaci D.⁵, Vettori G.³, Conoscenti G.², Di Bartolo C.⁴, Garufi S.¹, Virgilio C.M.⁴, Camilleri S.¹, Quality in Colonoscopy (QUIC) Study Group

13:05 - 13:10 P0222
CLINICAL SIGNIFICANCE OF FAMILY HISTORY OF COLORECTAL CANCER IN FIRST-DEGREE RELATIVES AS A RISK FACTOR FOR ADVANCED COLORECTAL NEOPLASIA IN ASYMPTOMATIC SCREENED POPULATIONS AGED 40 TO 54 YEARS AND 55 TO 69 YEARS
 Sekiguchi M.^{1,2,3}, Nakamura K.^{1,2}, Kakugawa Y.², Tomizawa Y.⁴, Saito Y.², Matsuda T.^{1,2,3}

13:10 - 13:15 P0228
TO CUT OR NOT TO CUT - CLINICAL EFFICACY OF ENDOSCOPIC SPHINCTEROTOMY IN RECURRENT ACUTE PANCREATITIS FROM FUNCTIONAL BILIARY SPHINCTER OF ODDI DISORDER - A SYSTEMATIC REVIEW AND META-ANALYSIS
 Chandan S.¹, Mashiana H.¹, Mohan B.², Dhindsa B.³, Braseth A.⁴, Sayles H.⁵, Jha L.¹, Singh S.¹, Adler D.⁶

13:15 - 13:20 P0278
COMPARING THE EFFICACY AND SAFETY OF METAL VERSUS PLASTIC STENTS IN PREOPERATIVE BILIARY DRAINAGE
 Roberts A.¹, Jaya J.², Thakur U.², Aldridge O.³, Pilgrim C.³, Wong E.⁴, Tan E.⁴, Fox A.⁴, Le S.T.T.⁵, Croagh D.²

13:20 - 13:25 P0288
ENDOVASCULAR PRESSURE MEASUREMENTS TO ASSESS THE FUNCTIONAL SEVERITY OF MESENTERIC ARTERY STENOSIS IN PATIENTS SUSPECTED OF HAVING CHRONIC MESENTERIC ISCHEMIA
 van Dijk L.^{1,2}, Terlouw L.^{1,2}, van Noord D.³, Bijdevaate D.C.², Bruno M.J.¹, Moelker A.²

13:25 - 13:30 P0296
THE IMPACT OF OUT-OF-HOURS LAPAROSCOPIC CHOLECYSTECTOMY IN ACUTE CHOLECYSTITIS
 Gustafsson C.¹, Dahlberg M.², Sondén A.², Pettersson H.², Sandblom G.²

Poster Champ Session

12:30 - 13:30 E-Poster Terminal 3
Poster Champ Session: Upper gastrointestinal diseases
 Chairs: Kamran Rostami, New Zealand
 Alex Straumann, Switzerland

12:30 - 12:35 P0580
A NOVEL BUDESONIDE ORODISPERSIBLE TABLET WITH A SPECIAL ESOPHAGEAL-TARGETING CAN INDUCE COMPLETE CLINICAL, ENDOSCOPIC AND HISTOLOGIC REMISSION IN ACTIVE EOSINOPHILIC ESOPHAGITIS: RESULTS FROM A POST-HOC ANALYSIS OF THE RANDOMIZED, DOUBLE-BLIND, PLACEBO-CONTROLLED EOS-1 TRIAL
 Miehlike S.¹, Schlag C.², Straumann A.^{3,4}, Vieth M.⁵, Müller R.⁶, Greinwald R.⁷, Lucendo A.J.⁸, on Behalf of the International EOS-1 Study Group

12:35 - 12:40 P0579
OUTCOMES OF A SAME SESSION OESOPHAGEAL DILATION AFTER REMOVAL OF IMPACTED FOOD BOLUS: RESULTS OF A RANDOMIZED CONTROLLED STUDY
 Ooi M.^{1,2}, Duong T.¹, Wong S.^{1,2}, Rayner C.¹, Nguyen N.¹

12:40 - 12:45 P0686
INTESTINAL LUMEN OMEGA-3 POLYUNSATURATED FATTY ACID LEVELS AFTER ORAL SUPPLEMENTATION
 Nana G.R.¹, Watson H.¹, Volpato M.¹, Race A.D.², Loadman P.M.², Toogood G.J.³, Hull M.A.¹

12:45 - 12:50 P0581
DIAGNOSTIC DELAY AND APPROPRIATENESS IN MANAGEMENT OF EOSINOPHILIC OESOPHAGITIS ALONG TIME IN THE EOE CONNECT REGISTRY: THE EFFECT OF CLINICAL GUIDELINES TO IMPROVE CLINICAL PRACTICE

Ruiz Ponce M.^{1,2}, Laserna-Mendieta E.J.^{1,2}, Casabona-Francés S.^{2,3}, Savarino E.V.⁴, Guagnozzi D.⁵, Perello M.A.⁶, Perez Martinez I.⁷, Barrio Andrés J.⁸, Guardiola Arévalo A.^{9,10}, Asensio T.¹¹, De la Riva S.¹², Santander C.^{2,13}, Arias-González L.^{1,2}, Rey-Iborra E.^{1,2}, Lucendo A.J.^{2,14}

12:50 - 12:55 P0598
L-TRYPTOPHAN, AN ESSENTIAL AMINO ACID AND PRECURSOR OF MELATONIN, ATTENUATES THE ESOPHAGEAL DAMAGE IN EXPERIMENTAL RAT MODEL OF BARRETT'S ESOPHAGUS. ROLE OF PINEAL GLAND AND ESOPHAGEAL BLOOD FLOW

Majka J.¹, Wierdak M.², Ptak-Belowska A.³, Targosz A.¹, Magierowski M.¹, Strzalka M.¹, Pajdo R.¹, Sliwowski Z.¹, Danielak A.¹, Brzozowski T.¹

12:55 - 13:00 P0637
HIGH CONCORDANCE RATES OF PREMALIGNANT GASTRIC LESIONS ASSESSED BY OLGA AND OLGIM IN MONOZYGOTIC AND DYZYGOTIC TWINS

Urba M.¹, Jonaitis L.², Janciauskas D.³, Kupcinskas L.², Kupcinskas J.²

13:00 - 13:05 P0664
IS THERE A CORRELATION BETWEEN DUODENAL HISTOLOGY AND DISEASE SEVERITY ON CAPSULE ENDOSCOPY IN PATIENTS WITH VILLOUS ATROPHY?

Chetcuti Zammit S.¹, McAlindon M.¹, Sanders D.S.², Sidhu R.³

13:05 - 13:10 P0617
METFORMIN USE AND RISK OF GASTRIC ADENOCARCINOMA IN A SWEDISH POPULATION-BASED COHORT STUDY

Zheng J.¹, Xie S.-H.¹, Santoni G.¹, Lagergren J.^{1,2}

13:10 - 13:15 P0535
WHOLE GENOME SEQUENCING ANALYSIS OF GASTROPARESIS IDENTIFIES NOVEL RISK LOCI

Smieszek S.¹, Carlin J.², Birznieks G.², Polymeropoulos M.²

13:15 - 13:20 P0561
PROTON PUMP INHIBITORS REDUCE DUODENAL HYPERPERMEABILITY, DUODENAL EOSINOPHILIA AND SYMPTOMS IN FUNCTIONAL DYSPEPSIA PATIENTS BY ACID-INDEPENDENT MECHANISMS

Wauters L.^{1,2}, Frings D.³, Lambaerts M.³, Accarie A.³, Toth J.³, De Hertogh G.⁴, Farré R.³, Tack J.^{1,3}, Vanuytsel T.^{1,3}

Poster Champ Session

12:30 - 13:30 E-Poster Terminal 4
Poster Champ Session: Lower gastrointestinal diseases
 Chairs: Irit Ben Aharon, Israel
 Mark Wilcox, United Kingdom

12:30 - 12:35 P0422
A LARGE POOLED SAFETY ANALYSIS OF 3 POST-MARKETING STUDIES CONDUCTED IN INFLAMMATORY BOWEL DISEASE PATIENTS TREATED WITH BIOSIMILAR INFlixIMAB (CT-P13)

Lee S.J.¹, Baek K.¹, Lee Y.J.¹, Lee S.¹, Kim H.², Lee S.G.¹, Park J.E.¹

12:35 - 12:40 P0447
LOSS OF THE MICROBIALLY REGULATED HEXOKINASE 2 IN INTESTINAL EPITHELIAL CELLS PROTECTS FROM ACUTE COLITIS

Hamm J.¹, Klischies K.¹, Prasse D.², Hinrichsen F.¹, Mishra N.¹, Messner B.¹, Häsler R.¹, Aden K.¹, Schmitz-Streit R.², Rosenstiel P.¹, Sommer F.¹

12:40 - 12:45 P0462
EPIDEMIOLOGY AND TIME TRENDS OF LOWER GASTROINTESTINAL BLEEDING - A POPULATION BASED COHORT STUDY OVER MORE THAN 30 YEARS

Vora P.^{1,2}, Pietilä A.³, Brobert G.⁴, Salomaa V.³

12:45 - 12:50 P0369
CONFOCAL LASER ENDOMICROSCOPY REVEALS DIFFERENTIAL RESPONSE IN PATIENTS WITH ACTIVE ULCERATIVE COLITIS UNDERGOING ANTI-INTEGRIN COMPARED TO ANTI-TNF-ALPHA THERAPY

Ellrichmann M.¹, Bethge J.², Aust G.³, Schulte B.³, Arlt A.⁴, Nikolaus S.⁵, Aden K.⁶, Schreiber S.²

12:50 - 12:55 P0394
PREDICTORS OF DELAYED RESPONSE TO TOFACITINIB: RESULTS OF THE OCTAVE OPEN STUDY FOR DELAYED RESPONDERS

Regueiro M.¹, Kinnucan J.A.², Ungaro R.³, Quirk D.⁴, Su C.⁴, Lawendy N.⁴, Fan H.⁴, Woodworth D.A.⁴, Neurath M.F.⁵

12:55 - 13:00 P0457
BLOOD GROUP O IS AN INDEPENDENT RISK FACTOR FOR DELAYED POST-PROCEDURAL BLEEDING AFTER ENDOSCOPIC RESECTION FOR COLORECTAL TUMORS: A MULTI-CENTER CASE-CONTROL STUDY

Furuhashi H.^{1,2}, Dobashi A.^{1,2}, Tamai N.^{1,2}, Shimamoto N.^{1,2}, Ono S.^{1,2}, Matsui H.^{1,2}, Hara Y.^{1,3}, Kobayashi M.^{1,3}, Ohya T.^{1,2}, Kamba S.^{1,2}, Horiuchi H.^{1,2}, Koizumi A.^{1,2}, Kato M.^{1,4}, Ikeda K.^{1,3}, Arakawa H.^{1,5}, Sumiyama K.^{1,2}

13:00 - 13:05 P0320
ACTIVATION OF ARYL HYDROCARBON RECEPTOR ATTENUATES INTESTINAL INFLAMMATION BY ENHANCING IRF4 MEDIATED MACROPHAGE M2 POLARIZATION

Li J.¹, Zhao X.², Zhang H.²

13:05 - 13:10 P0386
IMPACT OF BASELINE CORTICOSTEROID THERAPY ON TOFACITINIB INDUCTION EFFICACY AND INFECTION RISK IN PATIENTS WITH ULCERATIVE COLITIS: DATA FROM GLOBAL CLINICAL TRIALS

Lichtenstein G.R.¹, Cohen B.L.², Salese L.³, Soonasra A.³, Modesto I.⁴, Wang W.³, Woodworth D.A.³, Chan G.³, Quirk D.³, Su C.³, Peyrin-Biroulet L.⁵

13:10 - 13:15 P0393
TOFACITINIB FOR THE TREATMENT OF ULCERATIVE COLITIS: AN UPDATE ON THE ANALYSIS OF MALIGNANCY RATES FROM THE UC CLINICAL PROGRAMME

Lichtenstein G.R.¹, Ciorba M.A.², Rogler G.³, Quirk D.⁴, Thorpe A.J.⁴, Pedersen R.D.⁴, Lawendy N.⁴, Chan G.⁴, Panés J.⁵

13:15 - 13:20 P0327
AUTOPHAGY INDUCTION OF INTESTINAL EPITHELIUM ALLEVIATE COLITIS IN DSS MODEL MICE

Yasueda A.¹, Shimizu S.², Nishimura J.³, Murohashi M.², Ogino T.¹, Watanabe Y.¹, Wakame K.⁴, Komatsu K.-I.⁴, Miyoshi N.¹, Takahashi H.¹, Uemura M.¹, Haraguchi N.³, Matsuda C.¹, Ito T.⁵, Mizushima T.^{6,7}, Mori M.⁸, Doki Y.¹

13:20 - 13:25

P0316

TOBACCO ALKALOID ASSESSMENT IN ACUTE AND RECOVERY DSS-INDUCED COLITIS FULL HUMAN IMMUNE SYSTEM HU-MOUSE MODEL

Lo Sasso G.¹, Verhaeghe C.², Siervo N.¹, Martin F.¹, Guedj E.¹, Merg C.¹, Kondylis A.¹, Ivanov N.V.¹, Tabruyn S.P.², Peitsch M.C.¹, Hoeng J.¹

13:25 - 13:30

P0356

A PROACTIVE INFlixIMAB DRUG MONITORING STRATEGY IMPROVES OUTCOMES IN PATIENTS WITH CROHN'S DISEASE

Bernardo S.¹, Simões C.¹, Fernandes S.R.², Gonçalves A.R.³, Baldaia C.⁴, Valente A.I.⁵, Moura dos Santos P.M.⁴, Araujo Correia L.², Marinho R.T.⁶

Case-based Discussion

12:45 - 13:45

A3

Bleeding

Chairs: Ian Mark Gralnek, Israel
Cesare Hassan, Italy
Balint Eross, Hungary
Richard Van Hillegersberg, Netherlands

**Case-based Discussion**

12:45 - 13:45

C2

Itchy bottom

Chairs: Danny De Looze, Belgium
Emma Carrington, United Kingdom
Celine Duvoisin, Switzerland
Janindra Warusavitarne, United Kingdom

**Case-based Discussion**

12:45 - 13:45

F1

Jaundice in adolescents

Chairs: Ulrich H.W. Beuers, Netherlands
Heiner Wedemeyer, Germany
Marina Berenguer, Spain
Sibylle Koletzko, Germany

**Case-based Discussion**

12:45 - 13:45

F2

Incidental finding of a solid pancreatic mass

Chairs: Marco J. Bruno, Netherlands
Ali Alexander Aghdassi, Germany
Stefan AW Bouwense, Netherlands
Gabriele Capurso, Italy

**Symposium**

12:45 - 13:30

Hotspot

Professional risks and burnout among gastroenterologists

Chairs: Dina Tiniakos, United Kingdom



12:45 - 13:00

IP180

Different reasons for burnout in males and females

Charlie Lees, United Kingdom

13:00 - 13:15

IP181

Can we prevent burnout and how?

Krisztina Barbara Gecse, Netherlands

13:15 - 13:30

IP182

How to recognise and manage burnout in gastroenterologists

Elisabetta Buscarini, Italy

Young GI Activity

13:00 - 14:00

Young GI Lounge

Fellowships and grants: How UEG can help your career**Symposium**

14:00 - 15:30

Hall 6

Best of DDW

Chairs: Paul Fockens, Netherlands
Hashem B. El-Serag, United States



14:00 - 14:18

IP183

Best of liver

Joseph Lim, United States

14:18 - 14:36

IP184

Best of oesophagus and upper GI

Ronnie Fass, United States

14:36 - 14:54

IP185

Best of IBD

Maria T. Abreu, United States

14:54 - 15:12

IP186

Best of pancreatic disorders

Vivek Kaul, United States

15:12 - 15:30

IP187

Best of GI oncology

Vivek Kaul, United States

Today's Science, Tomorrow's Medicine

14:00 - 15:30

A1

Towards microbiome targeted therapies

Chairs: Georgina L. Hold, Australia
Vita Skuja, Latvia

14:00 - 14:12 OP052
TOWARDS ANTI-INFLAMMATORY DIETARY RECOMMENDATIONS BASED ON THE RELATION BETWEEN FOOD AND THE GUT MICROBIOME COMPOSITION IN 1423 INDIVIDUALS
 Bolte L.^{1,2}, Vich Vila A.¹, Imhann F.¹, Collij V.^{2,3}, Peters V.¹, Fu J.², Tigchelaar E.², Kurilshikov A.², Campmans-Kuijpers M.¹, Dijkstra G.¹, Wijmenga C.², Zhernakova A.², Weersma R.K.¹, Rinse Weersma

14:12 - 14:24 OP053
GUT MICROBIAL CO-ABUNDANCE NETWORKS IDENTIFY FUNCTIONAL HUBS FOR INFLAMMATORY BOWEL DISEASE AND OBESITY
 Chen L.¹, Collij V.², Jaeger M.³, van de Munckhoff I.³, Vich Vila A.², Kurilshikov A.⁴, Gacesa R.², Sinha T.⁴, Oosting M.³, Joosten L.³, Rutten J.³, Riksen N.³, Xavier R.⁵, Kuipers F.⁶, Wijmenga C.⁴, Zhernakova A.⁴, Netea M.³, Weersma R.⁷, Fu J.¹

14:24 - 14:36 OP054
FIRST LARGE SCALE EVALUATION OF THE SMALL INTESTINAL MICROBIOME IN PATIENTS WITH OBESITY
 Leite G., Sedighi R., Celly S., Villanueva-Millan M.J., Parodi G., Sanchez M., Weitsman S., Barlow G., Pimentel M., Mathur R.

14:36 - 14:48 OP055
DIMETHYL FUMARATE (DMF) INHIBITS PROLIFERATION AND MIGRATION OF HEPATOCELLULAR CARCINOMA CELLS (HCC)
Michalski M., Wiesner O., Müller-Schilling M., Gülow K.

14:48 - 15:00 OP056
DUODENAL MICROBIOME CHARACTERIZATION IN PATIENTS WITH OR WITHOUT HELICOBACTER PYLORI INFECTION
Cardenas P.^{1,2}, Suarez A.¹, Prado B.¹, Garces D.¹, Salvador I.³, Cargua O.³, Fornasini M.³, Cohen H.⁴, Baldeon M.³

15:00 - 15:12 OP057
CHANGES IN DUODENAL UROGUANYLIN IMMUNOREACTIVE CELLS DENSITY CORRELATE WITH SYMPTOMS OF PATIENTS WITH DIARRHEA-PREDOMINANT IRRITABLE BOWEL SYNDROME FOLLOWING FECAL MICROBIOTA TRANSPLANTATION
Mazzawi T.^{1,2}, Eikrem Ø.^{2,3}, Hausken T.^{2,3}

15:12 - 15:24 OP058
ROLE OF INTESTINAL ALKALINE PHOSPHATASE, MYOKINES AND MICROBIOME IN AMELIORATION OF EXPERIMENTAL COLITIS IN VOLUNTARY RUNNING WHEEL ACTIVITY OBESE MICE FED FAT DIET
 Wojcik D.¹, Mazur-Bialy A.², Bilski J.², Surmiak M.¹, Hubalewska-Mazgaj M.¹, Magierowski M.³, Ptak-Belowska A.⁴, Targosz A.¹, Magierowska K.¹, Brzozowski T.¹

Therapy Update

14:00 - 15:30 A2
Therapy update: Dyspepsia
 Chairs: Daniel Sifrim, United Kingdom
 Ans Pauwels, Belgium



14:00 - 14:15 IP188
Electrical stimulation: Where are we?
 Guillaume Gourcerol, France

14:15 - 14:22
Q&A

14:22 - 14:37 IP189
New drugs
 Jan Tack, Belgium

14:37 - 14:44
Q&A

14:44 - 14:59 IP190
Alternative therapy
 Jutta Keller, Germany

14:59 - 15:06
Q&A

15:06 - 15:21 IP191
Diet management
 Imran Aziz, Sweden

15:21 - 15:28
Q&A

Symposium

14:00 - 15:30 A3
Mistakes in...
 Chairs: Charles Murray, United Kingdom



14:00 - 14:04 IP192
Introduction
 Charles Murray, United Kingdom

14:04 - 14:16 IP193
Tissue sampling during endoscopy
 Rui Pedro Bastos, Portugal

14:16 - 14:28 IP194
Eosinophilic oesophagitis
 Javier Molina Infante, Spain

14:28 - 14:40 IP195
Nonalcoholic fatty liver disease
 Manuel Romero-Gomez, Spain

14:40 - 14:52 IP196
Short bowel
 Simon Gabe, United Kingdom

14:52 - 15:04 IP197
H. pylori
 Colm O'Morain, Ireland

15:04 - 15:16 IP198
Coeliac disease
 Roberto De Giorgio, Italy

15:16 - 15:18 IP199
Conclusion
 Charles Murray, United Kingdom

Abstract-based Session

14:00 - 15:30 B2
Epidemiology and treatment of IBD
 Chairs: Gregory Rubin, United Kingdom
 Nada Lahmidani, Morocco

14:00 - 14:12 IP200
State-of-the-art introduction
 Nada Lahmidani, Morocco

14:12 - 14:24 OP059
INCIDENCE AND PREVALENCE OF INFLAMMATORY BOWEL DISEASE IN THE UK BETWEEN 2000 AND 2016 AND ASSOCIATED MORTALITY AND SUBSEQUENT RISK OF COLORECTAL CANCER
 King D.¹, Reulen R.C.², Thomas T.², Chandan J.², Subramanian A.², Gokhale K.³, Thayakaran R.², Bhala N.⁴, Nirantharakumar K.², Adderley N.², Trudgill N.¹

14:24 - 14:36 OP060
INFLAMMATORY BOWEL DISEASE ASSOCIATED COLORECTAL CANCER: CHARACTERISTICS AND OUTCOMES FROM AN ENGLISH POPULATION DATASET (2010 TO 2016)
 Burr N.¹, Birch R.², Taylor J.², Downing A.², Finan P.², Hull M.A.³, Subramanian V.⁴, Valori R.⁵, Rutter M.D.⁶, Morris E.²

14:36 - 14:48 OP061
THE RISK OF FURTHER RESECTIONAL SURGERY IN THE TEN YEARS FOLLOWING A FIRST RESECTION FOR CROHN'S DISEASE IN ENGLAND
 King D.¹, Coupland B.², Dosanjh A.², Myton J.², Patel P.², Trudgill N.¹

14:48 - 15:00 OP062
COURSE OF INDOLENT CROHN'S DISEASE IN A PROSPECTIVE EUROPEAN POPULATION-BASED INCEPTION COHORT WITH FIVE YEARS FOLLOW-UP - THE EPI-IBD COHORT
 Burisch J.¹, Goldis A.², Kievit L.³, Schwartz D.⁴, Nielsen K.R.⁵, Arebi N.⁶, Fumery M.⁷, Kupcinskas L.⁸, Dahlerup J.F.⁹, Belousova E.¹⁰, Oksanen P.¹¹, Hernández V.¹², Langholz E.¹³, Turcan S.¹⁴, Valpiani D.¹⁵, Giannotta M.¹⁶, Magro Dias F.J.¹⁷, Duricova D.¹⁸, Salupere R.¹⁹, Kaimakliotis I.²⁰, Lakatos P.L.²¹, Katsanos K.H.²², Ellul P.²³, Krznaric Z.²⁴, D'Inca R.²⁵, Pedersen N.²⁶, Andersen V.²⁷, Halfvarson J.²⁸, Sebastian S.²⁹, Epi-IBD

15:00 - 15:12 OP063
EARLY SYMPTOM IMPROVEMENT WITH RISANKIZUMAB TREATMENT IN PATIENTS WITH MODERATELY TO SEVERELY ACTIVE CROHN'S DISEASE: ANALYSIS FROM A PHASE 2 STUDY
 Feagan B.G.¹, Sandborn W.J.², D'Haens G.R.³, Panes J.⁴, Kaser A.⁵, Ferrante M.⁶, Louis E.⁷, Dewit O.⁸, Seidler U.⁹, Kim K.-J.¹⁰, Kligys K.¹¹, Wallace K.¹², Liao X.¹², Lee W.-J.¹², Neurath M.F.¹³

15:12 - 15:24 OP064
EFFICACY OF UPADACITINIB AS AN INDUCTION THERAPY IN SEVERE AND REFRACTORY ULCERATIVE COLITIS: SUB-GROUP ANALYSIS OF THE PHASE 2B STUDY U-ACHIEVE
 D'Haens G.¹, Lindsay J.O.², Loftus Jr. E.V.³, Zhou W.⁴, Cataldi F.⁴, Xie W.⁴, Pugatch D.⁴, Panaccione R.⁵

Abstract-based Session
 14:00 - 15:30 B3
Clinical perspectives on H. pylori infection
 Chairs: Marcis Leja, Latvia
 John Schembri, Malta

14:00 - 14:12 IP201
State-of-the-art introduction
 Marcis Leja, Latvia

14:12 - 14:24 OP065
EFFICACY OF FIRST-LINE REGIMENS IN SPAIN: RESULTS FROM THE EUROPEAN REGISTRY ON H. PYLORI MANAGEMENT (HP-EUREG)

Caldas Alvarez M.¹, Perez Aisa M.&.², Castro Fernandez M.², Bujanda L.⁴, Lucendo A.J.⁵, Fernandez Moreno N.², Hirsiger J.², Rodrigo Sáez L.R.⁶, Romero García T.⁷, Ferrer Barceló Alonso Galán H.⁴, Pérez Lasala J.⁹, Molina Infante J.⁸, Fernández Salazar L.¹¹, Barrio Andrés J.¹², Lanás A.¹³, Domínguez Cajal M.¹⁴, Perona Vincenti M.C.¹⁵, Ortuño J.¹⁶, Gómez Rodríguez B.J.¹⁷, Canelles Gamir P.¹⁸, Almela Notari P.¹⁹, González P.L.²⁰, Modolell I.²¹, Botargues J.M.²², Gomez J.²³,

P. Nyssen O.¹, Marin A.C.²⁴, Garcia Donday M.¹, Garre A.¹, Megraud F.²⁵, O'Morain C.²⁶, McNicholl A.G.¹, P. Gisbert J.¹

14:24 - 14:36 OP066
H.PYLORI STATUS AND OLDER AGE IS MORE RELATED TO DECREASED PEPSINOGEN LEVEL COMPARED TO DIFFERENT DIETARY FACTORS ✦
 Aleksejeva J.¹, Razuka-Ebela D.¹, Daugule I.¹, Polaka I.², Parshutin S.², Santare D.³, Ebela I.⁴, Murillo R.⁵, Herrero R.⁵, Park J.Y.⁵, Leja M.⁶

14:36 - 14:48 OP067
TEST AND TREAT STRATEGY WITH UREA BREATH TEST: A COST-EFFECTIVE STRATEGY FOR THE MANAGEMENT OF HELICOBACTER PYLORI INFECTION IN SPAIN
 McNicholl A.G.¹, Malfertheiner P.^{2,3}, Franceschi F.⁴, Liebaert F.⁵, Salhi H.⁵, Beresniak A.⁶, Gisbert J.P.⁷

14:48 - 15:00 OP068
LEVOFLOXACIN SEQUENTIAL THERAPY VERSUS BISMUTH QUADRUPLE THERAPY IN THE SECOND-LINE AND THIRD-LINE TREATMENT OF HELICOBACTER PYLORI: A MULTICENTER RANDOMIZED TRIAL
 Liou J.-M.¹, Chen C.-C.¹, Fang Y.-J.², Lin J.-T.³, Wu M.-S.¹, Taiwan Gastrointestinal Disease and Helicobacter Consortium

15:00 - 15:12 OP069
GASTRIC MICROBIOME ASSOCIATED WITH PROGRESSION OF GASTRIC INFLAMMATION, ATROPHY AND INTESTINAL METAPLASIA AFTER HELICOBACTER PYLORI ERADICATION
 Sung J.J.Y.¹, Coker O.O.¹, Chu S.H.¹, Yu J.²

15:12 - 15:24 OP070
TIME LATENCIES OF RETREATMENT FOR HELICOBACTER PYLORI AND RISK OF UPPER GASTROINTESTINAL BLEEDING IN PATIENTS WHO FAILED INITIAL ERADICATION THERAPY
 Leung W.K., Guo C.-G., Chen L., Cheung K.S.

Abstract-based Session
 14:00 - 15:30 B5
Hepatology from bench to bedside
 Chairs: Thomas Berg, Germany
 Ahad Eshraghian, Iran (Islamic Republic of)

14:00 - 14:12 IP202
State-of-the-art introduction
 Ahad Eshraghian, Iran (Islamic Republic of)

14:12 - 14:24 OP071
GENETIC STUDIES OF MRI LIVER IRON CONTENT IDENTIFIES LOCI REGULATING HEPCIDIN AND YIELD INSIGHTS INTO ITS LINK WITH HEPATIC AND EXTRAHEPATIC DISEASES
 Parisinos C.¹, Wilman H.R.², Atabaki-Pasdar N.³, Kelly M.⁴, Thomas E.L.², Naubauer S.⁵, Mahajan A.⁵, Hingorani A.D.¹, Patel R.S.¹, Hemingway H.¹, Franks P.W.⁶, Bell J.D.², Banerjee R.⁴, Yaghootkar H.⁷, IMI DIRECT

14:24 - 14:36 OP072
PORTAL ENDOTHELIAL DAMAGE IN CIRRHOSIS
 Shalaby S.¹, Campello E.², Gavasso S.², Gringeri E.³, D'Amico F.³, Cillo U.³, Barbiero G.⁴, Battistel M.⁴, Debora B.⁵, Romilda C.⁵, Zanetto A.¹, Ferrarese A.¹, Becchetti C.¹, Sciarrone S.¹, Pellone M.¹, Gambato M.¹, Germani G.¹, Russo F.P.¹, Burra P.¹, Simioni P.², Senzolo M.¹

14:36 - 14:48 OP073
THE EFFECT OF ESCHERICHIA COLI NF73 ON LIVER TRIGLYCERIDE IN NON-ALCOHOLIC FATTY LIVER DISEASE MICE AND THE POTENTIAL MOLECULAR MECHANISM
 Zhang Y.^{1,2}, Wang Y.^{1,2}, Xu J.^{1,2,3}, Wang T.^{1,2}, Liu Y.^{1,2}

14:48 - 15:00 OP074
NOVEL CLINICAL AND GENETIC RISK FACTORS FOR EARLY POST-OPERATIVE THROMBOSIS IN LIVER TRANSPLANTATION
 Li Y.¹, Nieuwenhuis L.², Voskuil M.¹, Gacesa R.¹, Hu S.¹, Jansen B.¹, Werner M.², Blokzijl H.¹, Hepkema B.³, Lisman T.², Weersma R.K.¹, Porte R.², Festen E.^{1,4}, de Meijer V.²

15:00 - 15:12 OP075
ANALYSIS OF GASTROINTESTINAL SYMPTOMS, DIAGNOSTIC PATTERNS, AND PROVIDER PERSPECTIVE OF ACUTE HEPATIC PORPHYRIA AMONG EU-5 COUNTRIES
 Salameh J.¹, Meningen S.¹, Lyn N.¹, Murray S.¹, Karki C.², Krautwurst K.², Mustafina R.², Ko J.¹

15:12 - 15:24 OP076
THE MANAGEMENT OF BILIARY STRICTURE IN IGG4-RELATED SCLEROSING CHOLANGITIS
 Miyazawa M.¹, Takatori H.¹, Asahina Y.¹, Hayashi T.¹, Kitamura K.¹, Matsuda K.², Inamura K.³, Komura T.⁴, Fuchizaki U.⁵, Mizukoshi E.¹, Kaneko S.¹

Symposium

14:00 - 15:30 C1
Management of patients with drug-induced liver injury (DILI)
 Chairs: Michael Manns, Germany
 Markus Peck-Radosavljevic, Austria



14:00 - 14:15 IP203
Epidemiology and diagnosis
 Raul Andrade, Spain

14:15 - 14:22
Q&A

14:22 - 14:37 IP204
DILI caused by herbal remedies
 Isabel Conde Amiel, Spain

14:37 - 14:44
Q&A

14:44 - 14:59 IP205
DILI: When is the optimal timing for liver transplantation?
 Patrizia Burra, Italy

14:59 - 15:06
Q&A

15:06 - 15:21 IP206
DILI in patients receiving chemotherapy
 Didier Samuel, France

15:21 - 15:28
Q&A

Symposium

14:00 - 15:30 C2
Pathophysiology in IBS
 Chairs: Fermin Mearín, Spain
 Maria Francesca Viola, Belgium



14:00 - 14:15 IP207
Intestinal permeability
 Michel Neunlist, France

14:15 - 14:22
Q&A

14:22 - 14:37 IP208
Neuro-immune activation
 Nathalie Vergnolle, France

14:37 - 14:44
Q&A

14:44 - 14:59 IP209
Microbiota
 Magnus Simrén, Sweden

14:59 - 15:06
Q&A

15:06 - 15:21 IP210
Rising Star: Targeting nitric oxide synthase signaling ameliorates visceral pain ✦
 Ihsan Ekin Demir, Germany

15:21 - 15:28
Q&A

Symposium

14:00 - 15:30 C3
Precision medicine in IBD
 Chairs: James Lindsay, United Kingdom
 Julian Panés, Spain



14:00 - 14:15 IP211
Rising Star: Epidemiology and disease burden of inflammatory bowel disease in Europe ✦
 Johan Burisch, Denmark

14:15 - 14:22
Q&A

14:22 - 14:37 IP212
Risk stratification
 Severine Vermeire, Belgium

14:37 - 14:44
Q&A

14:44 - 14:59 IP213
Can therapeutic response be predicted?
 Stefan Schreiber, Germany

14:59 - 15:06
Q&A

15:06 - 15:21 IP214
...when fertility is important
 Dana Duricova, Czech Republic

15:21 - 15:28
Q&A

Symposium

14:00 - 15:30 E1
Update in cholangiocarcinoma
 Chairs: Annika Bergquist, Sweden
 Stephen Pereira, United Kingdom



14:00 - 14:15 IP215
Challenges in diagnosis
 Daniel Blero, Belgium

14:15 - 14:22
Q&A

Debate

14:22 - 14:30 IP216
Pre-operative drainage in hilar CCK: ERCP
 Andrea Tringali, Italy

14:30 - 14:38 IP217
Pre-operative drainage in hilar CCK: Percutaneous
 Patricia Bermúdez, Spain

14:38 - 14:44
Q&A

14:44 - 14:59 IP218
Surgical options for CCK
 Bas Groot Koerkamp, Netherlands

14:59 - 15:06
Q&A

15:06 - 15:18 OP077
ENDOTHERAPY IN PATIENTS WITH PRIMARY SCLEROSING CHOLANGITIS: OVER 30 YEARS' EXPERIENCE
 Bove V.^{1,2}, Molinario F.³, Tringali A.^{2,4}, Boskoski I.^{2,4}, Familiari P.^{2,4}, Landi R.^{2,4}, Barbaro F.^{2,4}, Perri V.^{2,4}, Costamagna G.^{2,4}

15:18 - 15:30 OP078
THE ROLE OF "ROSE" FOR ERCP-GUIDED BRUSHING ON INDETERMINATE BILIARY STRICTURES: EXPERIENCE OF A REFERRAL CENTER
 Archibugi L.¹, Mariani A.², Ciambriello B.³, Zaccari P.⁴, Petrone M.C.⁵, Rossi G.⁶, Testoni S.G.G.⁷, Capurso G.⁸, Arcidiacono P.G.⁹

Translational / Basic Science

14:00 - 15:30 E2
Patient derived organoids: Any progress?
 Chairs: Arthur Beyder, United States
 Dirk Haller, Germany



14:00 - 14:15 IP219
Organoids as disease models: pros and cons
 Markus Neurath, Germany

14:15 - 14:22
Q&A

14:22 - 14:37 IP220
Organoids as tool to study host-microbiome crosstalk
 Maxime Mahe, France

14:37 - 14:44
Q&A

14:44 - 14:59 IP221
Personalised management of cancer and organoids
 Salo Ooft, Netherlands

14:59 - 15:06
Q&A

15:06 - 15:21 IP222
Intestinal secretion and organoids
 Timon Adolph, Austria

15:21 - 15:28
Q&A

Symposium

14:00 - 15:30 F1
From guidelines to clinical practice: Pancreatic disease
 Chairs: Melena Bellin, United States
 Enrique de-Madaria, Spain



IP223
Introduction into UEG Standards & Guidelines activities
 Jonas Rosendahl, Germany

14:00 - 14:15 IP224
New EPC/HPSG consensus guideline for paediatric pancreatitis (2018)
 Andrea Parniczky, Hungary

14:15 - 14:22
Q&A

14:22 - 14:37 IP225
New ESGE consensus guideline for acute necrotising pancreatitis (2018)
 Michael Fernandez Y Viesca, Belgium

14:37 - 14:44
Q&A

14:44 - 14:59 IP226
New IAP/APA/EPC/JPS guideline for the management of chronic pancreatitis
 David C. Whitcomb, United States

14:59 - 15:06
Q&A

15:06 - 15:21 IP227
New European consensus guideline for cystic pancreatic neoplasias (2018)
 Vinciane Rebours, France

15:21 - 15:28
Q&A

Symposium

14:00 - 15:30

F2

New strategies in the treatment of gastric cancerChairs: Eric Van Cutsem, Belgium
Jean-Francois Fléjou, France

Tandem Talks

14:00 - 14:08

IP228

WHO classification

Fatima Carneiro, Portugal

14:08 - 14:16

IP229

Molecular classification

Emad El-Omar, Australia

14:16 - 14:22

Q&A

14:22 - 14:37

IP230

Multimodal approach of locally advanced gastric cancer

Florian Lordick, Germany

14:37 - 14:44

Q&A

14:44 - 14:59

IP231

What is the optimal gastric surgery?

Suzanne S. Gisbertz, Netherlands

14:59 - 15:06

Q&A

15:06 - 15:21

IP232

Relevant molecular markers for therapeutic guidance in advanced gastric cancer

Jeroen Dekervel, Belgium

15:21 - 15:28

Q&A

Late Breaking Abstracts

14:00 - 15:30

F3

Late breaking abstracts: IBD HighlightsChairs: Iris Dotan, Israel
Pia Munkholm, Denmark

14:00 - 14:12

LB01

EFFICACY AND SAFETY OF USTEKINUMAB FOR ULCERATIVE COLITIS THROUGH 2 YEARS: UNIFI LONG-TERM EXTENSIONSands B.E.¹, Sandborn W.J.², Panaccione R.³, O'Brien C.⁴, Zhang H.⁴, Johans J.⁴, Zhou Y.⁴, Tikhonov I.⁴, Peyrin-Biroulet L.⁵, Van Assche G.⁶, Danese S.⁷, Targan S.⁸, Abreu M.T.⁹, Hisamatsu T.¹⁰, Scherl E.¹¹, Leong R.W.¹², Rowbotham D.¹³, Arasaradnam R.P.¹⁴, Marano C.⁴

14:12 - 14:24

LB02

NONINFERIORITY OF NOVEL SUBCUTANEOUS INFLIXIMAB (CT-P13) TO INTRAVENOUS INFLIXIMAB (CT-P13) IN PATIENTS WITH ACTIVE CROHN'S DISEASE AND ULCERATIVE COLITIS: WEEK 30 RESULTS FROM A MULTICENTRE, RANDOMISED CONTROLLED PIVOTAL TRIALSchreiber S.¹, Leszczyszyn J.², Dudkowiak R.², Lahat A.³, Gawdis-Wojnarska B.⁴, Pukitis A.⁵, Horynski M.⁶, Farkas K.⁷, Kierkus J.⁸, Kowalski M.⁹, Ben-Horin S.¹⁰, Ye B.D.¹¹, Lee S.J.¹², Kim S.H.¹², Kim M.R.¹², Kim H.N.¹², Reinisch W.¹³

14:24 - 14:36

LB03

MICROVILLI LENGTH PREDICTS CLINICAL RESPONSE TO USTEKINUMAB IN CROHN'S PATIENTS FROM THE UNIFI-2 TRIALVan Dussen K.¹, Li K.², Simpson K.³, Claggett B.⁴, Friedman J.⁵, Perrigoue J.⁶, Stappenbeck T.⁷

14:36 - 14:48

LB04

COMBINED ILEAL BIOMARKERS CAN DISCRIMINATE RESPONDERS FROM NON-RESPONDERS TO VEDOLIZUMAB THERAPY IN CROHN'S DISEASEOsterman M.T.¹, Davis E.M.², Gordon I.O.³, Simpson K.⁴, Ciorba M.⁵, Glover S.C.⁶, Abraham B.P.⁷, Yee, E.⁸, Allard F.⁸, Claggett B.⁹, Shen B.¹⁰, Stappenbeck T.S.⁴, Liu L.²

14:48 - 15:00

LB05

REAL WORLD EXPERIENCE WITH USTEKINUMAB IN PAEDIATRIC CROHN'S DISEASE. A MULTICENTRE RETROSPECTIVE STUDY FROM PAEDIATRIC IBD PORTO GROUP OF ESPGHANPujol Muncunill G.¹, Navas-López V.M.², Ledder O.³, Cohen S.⁴, Lekar M.⁵, Turner D.⁵, Kolho K.-L.⁶, Levine A.⁷, Croft N.⁸, Bronsky J.⁹, Souval D.S.¹⁰, Assa A.¹¹, Harris R.¹², Kiparissi F.¹³, Aloï M.¹⁴, Afzal N.¹⁵, TZIVINIKOS C.¹⁶, Barrios J.¹⁷, Norden C.¹⁸, Balboa Vega M.J.¹⁹, Buderus S.²⁰, Fernández de Valderrama A.²¹, de Ridder L.²², Garcia-Romero R.²³, Medina E.²⁴, Sánchez C.²⁵, Velasco M.²⁶, Vicente S.²⁷, Wilson D.C.²⁸, Naik S.²⁹, Hradsky O.³⁰, Cococcioni L.³¹, Martin De Carpi F.J.³², ESPGHAN IBD Porto Group

15:00 - 15:12

LB06

ORAL ABX464 QD IS SAFE AND EFFICACIOUS DURING 52 WEEKS OPEN LABEL MAINTENANCE FOLLOWING A PLACEBO CONTROLLED INDUCTION STUDY IN ULCERATIVE COLITIS PATIENTSVermeire S.¹, Hebuterne X.², Napora P.³, Wisniewska Jarosinska M.⁴, G. Kiss G.⁵, Bourreille A.⁶, Zajac P.⁷, Nitcheu J.⁸, Gineste P.⁸, Ehrlich H.⁸, Steens J.-M.⁹

15:12 - 15:24

LB07

EFFICACY OF USTEKINUMAB SUBCUTANEOUS MAINTENANCE TREATMENT BY INDUCTION-DOSE SUBGROUP IN THE UNIFI STUDY OF PATIENTS WITH ULCERATIVE COLITISDanese S.¹, Sands B.E.², Sandborn W.J.³, Marano C.⁴, O'Brien C.⁴, Zhang H.⁴, Johans J.⁴, Peyrin-Biroulet L.⁵, Scherl E.⁶, Hisamatsu T.⁷, Panaccione R.⁸

Abstract-based Session

14:00 - 15:30

Barcelona

Brave new world: Neurons vs. neuronal network

14:00 - 14:12 OP079
APPLICATION OF CONVOLUTIONAL NEURAL NETWORK IN THE DIAGNOSIS OF THE INVASION DEPTH OF GASTRIC CANCER BASED ON CONVENTIONAL ENDOSCOPY
 Zhu Y.¹, Zhou P.-H.², Li Q.-L.³, Wang Q.-C.⁴

14:12 - 14:24 OP080
NEURAL NETWORK SYSTEM FOR IDENTIFYING UPPER-GASTROINTESTINAL ORGANS IN ENDOSCOPIC IMAGES
 Igarashi S.¹, Sasaki Y.², Tatsuta T.¹, Kikuchi H.¹, Sawaya M.¹, Chinda D.¹, Sakuraba H.¹, Mikami T.³, Matsuzaka M.², Tanaka R.², Fukuda S.¹

14:24 - 14:36 OP081
APPLICATION OF ARTIFICIAL INTELLIGENCE USING A CONVOLUTIONAL NEURAL NETWORK FOR DIAGNOSIS OF EARLY GASTRIC CANCER BY MAGNIFYING ENDOSCOPY WITH NARROW-BAND IMAGING
 Ueyama H.¹, Nagahara A.¹, Abe D.¹, Oki S.¹, Suzuki N.¹, Ikeda A.¹, Yatagai N.¹, Akazawa Y.¹, Komori H.¹, Izumi K.¹, Takeda T.¹, Matsumoto K.¹, Ueda K.¹, Matsumoto K.¹, Asaoka D.¹, Hojo M.¹, Yao T.², Tada T.³

14:36 - 14:48 OP082
ARTIFICIAL INTELLIGENCE FOR REAL-TIME POLYP LOCALISATION IN COLONOSCOPY WITHDRAWAL VIDEOS
 Ahmad O.¹, Brandao P.¹, Sami S.², Mazomenos E.¹, Rau A.¹, Haidry R.J.³, Vega R.³, Seward E.³, Stoyanov D.¹, Lovat L.B.^{1,2}

14:48 - 15:00 OP083
THE REAL-TIME DETECTION AND DIFFERENTIAL DIAGNOSIS OF COLORECTAL POLYPS IN COLONOSCOPY WITH AN ARTIFICIAL INTELLIGENCE ALGORITHM; A PROSPECTIVE OBSERVATIONAL STUDY
 Kamba S.¹, Matsui H.¹, Horiuchi H.¹, Tamai N.¹, Ohya T.¹, Tonouchi A.², Fukuda A.², Fujimoto Y.², Kutsuna N.², Shimahara Y.², Sumiyama K.¹

15:00 - 15:12 OP084
ARTIFICIAL INTELLIGENCE FOR DETECTING DIMINUTIVE COLON POLYPS BASED ON AUTOMATIC COLLECTING SYSTEM FOR DAILY ANNOTATED DATASETS FROM THE COMMERCIALY AVAILABLE ENDOSCOPY REPORTING SYSTEM
 Hori K.¹, Ikematsu H.¹, Yamamoto Y.¹, Matsuzaki H.², Takano H.², Takeshita N.², Shinmura K.¹, Yoda Y.^{1,2}, Takemoto S.³, Yokota H.³, Yano T.¹

Clinical Trials Revisited

14:00 - 15:30 Hotspot
Clinical trials revisited
 Chairs: Mark Ivo van Berge Henegouwen, Netherlands



14:00 - 14:15 IP233
Trial presentation: Restrictive strategy versus usual care for cholecystectomy in patients with gallstones and abdominal pain (SECURE): a multicentre, randomised, parallel-arm, non-inferiority trial.
 Joost P.H. Drenth, Netherlands

14:15 - 14:30 IP234
Critical review
 Richard Van Hillegersberg, Netherlands

14:30 - 14:45
Panel discussion
 Marja A. Boermeester, Netherlands

Joost P.H. Drenth, Netherlands
 Ian Jenkins, United Kingdom
 Richard Van Hillegersberg, Netherlands

14:45 - 15:00 IP235
Trial presentation: Blockers to prevent decompensation of cirrhosis in patients with clinically significant portal hypertension (PREDESCI): a randomised, double-blind, placebo-controlled, multicentre trial.
 Cándido Villanueva, Spain

15:00 - 15:15 IP236
Critical review
 Guadalupe Garcia-Tsao, United States

15:15 - 15:30
Panel discussion
 Louise China, United Kingdom
 Guadalupe Garcia-Tsao, United States
 Virginia Hernández-Gea, Spain
 Cándido Villanueva, Spain

Posters in the Spotlight

14:00 - 15:30 E-Poster Terminal 2
IBD in the spotlight
 Chairs: Henit Yanai, Israel
 Nuru Noor, United Kingdom

14:00 - 14:15 P0367
ARE WE CHOOSING WISELY IN INFLAMMATORY BOWEL DISEASE CARE? THE IG-IBD CHOOSING WISELY CAMPAIGN
 Lenti M.V.¹, Armuzzi A.², Castiglione F.³, Fantini M.C.⁴, Fiorino G.⁵, Orlando A.⁶, Pugliese D.⁷, Rizzello F.⁸, Vecchi M.⁹, Di Sabatino A.¹⁰, IG-IBD

14:15 - 14:30 P0398
EFFECTIVENESS AND SAFETY OF USTEKINUMAB FOR THE TREATMENT OF CROHN'S DISEASE IN REAL-LIFE STUDIES: A META-ANALYSIS
 Macaluso F.S.¹, Maida M.², Ventimiglia M.¹, Cottone M.¹, Orlando A.¹

14:30 - 14:45 P0421
META-ANALYSIS: DEEP REMISSION IN IBD WITH ANTI-TNF AGENTS
 Alipour O.¹, Gulati A.¹, Shao L.¹, Zhang B.²

14:45 - 15:00 P0437
ANALYSIS OF UC COLECTOMY RATES IN PRE- AND POST-BIOLOGIC ERA IN LOTHIAN, SCOTLAND
 Jenkinson P.¹, Jones G.R.¹, Plevris N.¹, Lyons M.², Kirkwood K.³, Arnott I.D.¹, Lees C.W.¹

15:00 - 15:15 P0318
SPECIFIC FAECAL MICROBIOME FEATURES IN HEALTHY INDIVIDUALS WITH HIGHER RISK OF CROHN'S DISEASE ONSET
 Mondot S.¹, Chevarin C.², Cornu M.³, Sarter H.^{4,5}, Colombel J.-F.⁶, Savoye G.⁷, Ruemmele F.⁸, Mosca A.⁹, Ley D.^{10,11}, Desreumaux P.^{3,12}, Borderon C.¹³, Beaugerie L.¹⁴, Buisson A.¹⁵, Collins M.^{16,17}, Sendid B.¹⁸, Barnich N.¹⁹, Lepage P.¹, Gower-Rousseau C.^{3,4}, MAGIC Study Group

15:15 - 15:30 P0355
LONGTERM OUTCOMES OF STEROID RESPONSIVE AND NON RESPONSIVE PATIENTS WITH ACUTE SEVERE ULCERATIVE COLITIS
 Bernardo S.¹, Fernandes S.R.², Estorninho J.³, Pinto J.⁴, Mocanu I.⁵, Sabino J.⁶, Rosa I.⁷, Portela F.⁸, Araujo Correia L.¹

Posters in the Spotlight

14:00 - 15:30 E-Poster Terminal 4
Upper GI endoscopy in the spotlight
 Chairs: Madalina Ilie, Romania
 Marco Spadaccini, Italy

14:00 - 14:15 P0623
ENDOSCOPIC ULTRASOUND-GUIDED NEEDLE-BASED CONFOCAL LASER ENDOMICROSCOPY IN GASTROINTESTINAL SUBEPITHELIAL LESIONS: A FEASIBILITY STUDY
 Ohmiya N.¹, Terada T.¹, Tahara T.¹, Hashimoto S.², Horiguchi N.¹, Funasaka K.¹, Nagasaka M.¹, Nakagawa Y.¹, Shibata T.¹, Yoshioka K.²

14:15 - 14:30 P0676
ENDOSCOPIC SLEEVE GASTROPLASTY VS LAPAROSCOPIC SLEEVE GASTRECTOMY: A SYSTEMATIC REVIEW AND META-ANALYSIS
 Mohan B.¹, Khan S.², Chandan S.³, Kotagiri R.², Kutti Sridharan G.², Ponnada S.⁴, Jayaraj M.⁵, Asokkumar R.⁶, Adler D.⁷

14:30 - 14:45 P0546
OVER-THE-SCOPE CLIP AS FIRST-LINE THERAPY IN THE MANAGEMENT OF HIGH-RISK BLEEDING PEPTIC ULCERS: A CASE-MATCH CONTROL STUDY
 Robles-Medranda C., Alcivar-Vasquez J., Oleas R., Baquerizo-Burgos J., Olmos J.L., Rubio-Cordova M., Puga-Tejada M., Pitanga-Lukashok H.

14:45 - 15:00 P0556
ENDOSCOPIC TREATMENT ON GASTROESOPHAGEAL VARIX AFTER OXALIPLATIN-BASED CHEMOTHERAPY
 Huang X.¹, Ni L.², Fan X.³, Chen S.¹

15:00 - 15:15 P0606
AUTOFLUORESCENCE-TARGETED CONFOCAL ENDOMICROSCOPY VERSUS STANDARD WHITE-LIGHT ENDOSCOPY FOR DYSPLASIA DETECTION IN PATIENTS WITH INCONSPICUOUS BARRETT'S ESOPHAGUS: INTERIM DATA FROM A MULTI-CENTRE RANDOMISED CONTROLLED CROSS-OVER STUDY
 Vithayathil M.¹, Modolell I.², Ortiz-Fernández-Sordo J.³, Januszewicz W.¹, Pappas A.², Bianchi M.¹, Roberts G.², Warburton S.⁴, Kaye P.⁴, O'Donovan M.⁵, Ragunath K.⁴, Di Pietro M.¹

Young GI Activity

15:30 - 16:00 Young GI Lounge
I want my paper in UEG Journal: Tell me how

Symposium

16:00 - 17:30 Hall 6
Barrett's oesophagus
 Chairs: Raf Bisschops, Belgium
 Hashem B. El-Serag, United States



Tandem Talks

16:00 - 16:08 IP237
The concept: Pathology
 Marnix Jansen, United Kingdom

16:08 - 16:16 IP238
The concept: Endoscopy
 Krish Ragunath, United Kingdom

16:16 - 16:22
Q&A

Debate
 16:22 - 16:30 IP239
Dysplasia: Ablate or remove it
 Alexander Meining, Germany

16:30 - 16:38 IP240
Dysplasia: Surveillance is an option
 Prateek Sharma, United States

16:38 - 16:44
Q&A

16:44 - 16:59 IP241
PPI: Does it matter?
 Stephen Attwood, United Kingdom

16:59 - 17:06
Q&A

17:06 - 17:18 OP085
DEEP LEARNING SYSTEM DETECTS BARRETT'S ESOPHAGUS NEOPLASIA WITH HIGH ACCURACY IN A MULTI-STEP TRAINING AND EXTERNAL VALIDATION STUDY
 de Groof J.¹, Struyvenberg M.¹, van der Sommen F.², van der Putten J.², Curvers W.L.³, Zinger S.², Pouw R.E.⁴, Pech O.⁵, Weusten B.L.A.M.⁶, Meining A.⁷, Neuhaus H.⁸, Bisschops R.⁹, Schoon E.J.¹⁰, de With P.², Bergman J.J.⁴

17:18 - 17:30 OP086
HIGH ACCURACY AND EFFECTIVENESS WITH DEEP NEURAL NETWORKS AND ARTIFICIAL INTELLIGENCE IN DETECTION OF EARLY ESOPHAGEAL NEOPLASIA IN BARRETT'S ESOPHAGUS
 Hashimoto R.¹, El Hage Chehade N.², Dao T.¹, Ninh A.¹, Requa J.¹, Chang K.¹, Karnes W.¹, Samarasena J.²

Today's Science, Tomorrow's Medicine

16:00 - 17:30 A1
From bugs to signals
 Chairs: Georgina L. Hold, Australia
 Marie Joossens, Belgium



16:00 - 16:15 IP242
Overview of gut microbiome: Bacteria, viruses, fungi - What's normal?
 Lars Engstrand, Sweden

16:15 - 16:22

Q&A

16:22 - 16:37

IP243

Definition, testing and consequences of dysbiosis
Mirjana Rajilic-Stojanovic, Serbia

16:37 - 16:44

Q&A

16:44 - 16:59

IP244

Microbial-host cross talk: Does it matter?
Harry Sokol, France

16:59 - 17:06

Q&A

17:06 - 17:21

IP245

Bacterial translocation and intestinal immune system in metabolic disease
Remy Burcelin, France

17:21 - 17:28

Q&A**Therapy Update**

16:00 - 17:30

A2

Therapy update: Advanced endoscopic bilio-pancreatic interventionsChairs: Helga Bertani, Italy
Lars Aabakken, Norway

16:00 - 16:15

IP246

Ampullectomy: Do's and don'ts
Michael John Bourke, Australia

16:15 - 16:22

Q&A

16:22 - 16:37

IP247

EUS-guided biliary drainage
Dirk Domagk, Germany

16:37 - 16:44

Q&A**Tandem Talks**

16:44 - 16:52

IP248

Gastric outlet obstruction: Enteral stenting
Peter D. Siersema, Netherlands

16:52 - 17:00

IP249

Gastric outlet obstruction: EUS-guided anastomosis
Geoffroy Vanbiervliet, France

17:00 - 17:06

Q&A

17:06 - 17:21

IP250

Novel indications for Radiofrequency Ablation (RFA)
Andrea Tringali, Italy

17:21 - 17:28

Q&A**Symposium**

16:00 - 17:30

A3

Fibrosis in IBDChairs: Silvio Danese, Italy
Ailsa Hart, United Kingdom

16:00 - 16:15

IP251

Pathogenesis and mechanisms of fibrosis in IBD
Florian Rieder, United States

16:15 - 16:22

Q&A

16:22 - 16:37

IP252

Medical options for fibrosis: A vision
Gerhard Rogler, Switzerland

16:37 - 16:44

Q&A

16:44 - 16:59

IP253

What are our imaging options to visualise fibrosis
Stuart Taylor, United Kingdom

16:59 - 17:06

Q&A**Debate**

17:06 - 17:14

IP254

Fibrotic stenosis: Pro dilatation
Brian P. Saunders, United Kingdom

17:14 - 17:22

IP255

Fibrotic stenosis: Pro surgery
Christianne Johanna Buskens, Netherlands

17:22 - 17:28

Q&A**Abstract-based Session**

16:00 - 17:30

B2

What's hot in eosinophilic oesophagitisChairs: Stephan Miehlke, Germany
Javier Molina Infante, Spain

16:00 - 16:12

IP256

State-of-the-art introduction
Stephan Miehlke, Germany

16:12 - 16:24

OP087

DIFFERENCES IN IMPLEMENTATION OF GUIDELINES ON DIAGNOSIS AND TREATMENT OF EOSINOPHILIC ESOPHAGITIS (EOE): AN OVERVIEW OF CURRENT PEDIATRIC AND ADULT GI PRACTICE IN EUROPEAmil Dias ¹, Garcia-Puig R. ², Gutiérrez Junquera C. ³, Papadopoulou A. ⁴, Roma E. ⁴, Kalach N. ⁵, Oudshoorn J.H. ⁶, Sokollik C. ⁷, Karolewska-Bochenek K. ⁸, Oliva S. ⁹, Strisciuglio C. ¹⁰, Bauraind O. ¹¹, Auth M. ¹², Thompson M. ¹³, Otte S. ¹⁴, Orel R. ¹⁵, Tzivinikos C. ¹⁶, Urbonas V. ¹⁷, Kostovski A. ¹⁸, Zevit N. ¹⁹, Vande Velde S. ²⁰, Tourlamain G. ²⁰

16:24 - 16:36 OP088
ENDOSCOPIC AND HISTOLOGIC DIFFERENCES BETWEEN PPI-RESPONSIVE AND NON-RESPONSIVE EOSINOPHILIC ESOPHAGITIS IN CHILDREN POPULATION: A TERTIARY CENTER EXPERIENCE
 Catino F.^{1,2}, De Angelis P.³, Faraci S.³, Dall'Oglio L.³, Spada C.²

16:36 - 16:48 OP089
BUDESONIDE ORODISPERSIBLE TABLETS ARE SUPERIOR TO MAINTAIN COMBINED CLINICAL AND HISTOLOGICAL REMISSION IN ADULT PATIENTS WITH EOSINOPHILIC ESOPHAGITIS: RESULTS FROM THE 48-WEEKS, DOUBLE-BLIND, PLACEBO-CONTROLLED PIVOTAL EOS-2 TRIAL
 Straumann A.^{1,2}, Lucendo A.J.³, Miehlke S.⁴, Vieth M.⁵, Schlag C.⁶, Biedermann L.⁷, Santander Vaquero C.^{8,9}, Ciriza de Los Rios C.¹⁰, Hartmann D.¹¹, Madisch A.¹², Hruz P.¹³, Hayat J.¹⁴, von Arnim U.¹⁵, Bredenoord A.J.¹⁶, Schubert S.¹⁷, Müller R.¹⁸, Greinwald R.¹⁹, Schoepfer A.²⁰, Attwood S.²¹, on Behalf of the International EOS-2 Study Group

16:48 - 17:00 OP090
COMPARISON OF FIRST- AND SECOND-LINE THERAPEUTIC OPTIONS AND THEIR EFFECTIVENESS RATES IN EUROPEAN PATIENTS WITH EOSINOPHILIC ESOPHAGITIS: RESULTS FROM THE EOE CONNECT REGISTRY
 Laserna-Mendieta E.J.^{1,2}, Ruiz Ponce M.^{1,2}, Santander C.³, Casabona-Francés S.⁴, Savarino E.V.⁵, Guagnozzi D.⁶, Perello M.A.⁷, Perez Martinez I.⁸, Barrio Andrés J.⁹, Guardiola Arévalo A.^{10,11}, Asensio T.¹², de la Riva S.¹³, Arias-González L.^{1,2}, Lucendo A.J.^{2,14}

17:00 - 17:12 OP091
A NOVEL ORAL BUDESONIDE FORMULATION IS HIGHLY EFFECTIVE FOR INDUCTION OF REMISSION IN PATIENTS WITH ACTIVE EOSINOPHILIC ESOPHAGITIS: RESULTS FROM THE 6-WEEKS OPEN-LABEL TREATMENT PHASE OF EOS-2 TRIAL
 Lucendo A.J.¹, Schlag C.², Miehlke S.³, Biedermann L.⁴, Santander Vaquero C.^{5,6}, Hartmann D.⁷, Hayat J.⁸, Hruz P.⁹, Ciriza de Los Rios C.¹⁰, Bredenoord A.¹¹, Vieth M.¹², Müller R.¹³, Greinwald R.¹⁴, Straumann A.^{15,16}, on Behalf of the International EOS-2 Study Group

17:12 - 17:24 OP092
A NOVEL BUDESONIDE ORODISPERSIBLE TABLET FORMULATION IS HIGHLY EFFECTIVE TO MAINTAIN ENDOSCOPIC INFLAMMATORY REMISSION AND EVEN COMPLETE ENDOSCOPIC REMISSION IN ADULT PATIENTS WITH EOSINOPHILIC ESOPHAGITIS: RESULTS FROM THE 48-WEEKS, DOUBLE-BLIND, PLACEBO-CONTROLLED PIVOTAL EOS-2 TRIAL
 Biedermann L.¹, Lucendo A.J.², Miehlke S.³, Schlag C.⁴, Santander Vaquero C.⁵, Ciriza de Los Rios C.⁶, Hartmann D.⁷, Madisch A.⁸, Hruz P.⁹, Hayat J.¹⁰, von Arnim U.¹¹, Bredenoord A.¹², Müller R.¹³, Greinwald R.¹⁴, Schoepfer A.¹⁵, Attwood S.E.¹⁶, Straumann A.^{17,18}, on Behalf of the International EOS-2 Study Group

Abstract-based Session
 16:00 - 17:30 B3
Pathogenesis of H. pylori infection
 Chairs: Fatima Carneiro, Portugal

16:00 - 16:12 IP257
State-of-the-art introduction
 Fatima Carneiro, Portugal

16:12 - 16:24 OP093
RE-DIFFERENTIATION OF GASTRIC CARCINOMA AFTER SUCCESSFUL HELICOBACTER PYLORI ERADICATION THERAPY
 Urabe Y.¹, Ito M.², Tanaka S.³, Nakamura K.⁴, Masuda K.², Kotachi T.³, Boda T.³, Ono A.², Oka S.⁵, Hayes C.N.², Chayama K.²

16:24 - 16:36 OP094
RECIPROCAL EXPRESSION OF 8-OHdG AND DNA REPAIR PROTEINS IN THE PROGRESSION OF HELICOBACTER PYLORI ASSOCIATED GASTRIC CANCER
 Raza Y.¹, Bernstein C.², Mubarak M.³, Kazmi S.⁴

16:36 - 16:48 OP095
CD44V9-POSITIVE CANCER STEM CELL IS DEVELOPED FROM CAPZA1 OVER-EXpressING CELL INDUCED BY OXIDATIVE STRESS
 Kato C.¹, Tsugawa H.², Suzuki H.^{3,4}

16:48 - 17:00 OP096
THE CANDIDATES OF THE AMINO-ACID POLYMORPHISM IN N-TERMINAL REGION OF EAST ASIAN CAGA RELATING TO THE PATHOGENIC FUNCTION OF CAGA
 Hayashi H., Inoue J., Oyama K., Tanaka T., Tanaka S., Ikegawa T., Kodama Y.

17:00 - 17:12 OP097
HELICOBACTER PYLORI INFECTION INHIBITS NOTCH SIGNALLING IN GASTRIC EPITHELIAL CELLS AND THE GASTRIC MUCOSA ✨
 FitzGerald R.¹, Windle H.¹, Kelleher D.², Douglas A.R.¹, O'Morain C.¹, McNamara D.¹, Smith S.¹

17:12 - 17:24 OP098
HELICOBACTER PYLORI INFECTION ANTAGONIZES THE PROCESS FROM INFLAMMATION TO COLITIS ASSOCIATED COLON CANCER BY REGULATING TH17/TREG BALANCE
 Zhang H.¹, Dai Y.², Shen H.¹, Yang J.¹, Zhang X.¹, Wang W.³

Abstract-based Session
 16:00 - 17:30 B5
IBD: Health care and patient-reported outcomes
 Chairs: Marieke J. Pierik, Netherlands
 Gregory Rubin, United Kingdom

16:00 - 16:12 IP258
State-of-the-art introduction
 Marieke J. Pierik, Netherlands

16:12 - 16:24 OP099
THE EXPERIENCE OF INFLAMMATORY BOWEL DISEASE PATIENTS WITH HEALTHCARE: A SURVEY OF 2011 PATIENTS FROM THE GETAID
 Nachury M.¹, Bouhnik Y.², Serrero M.³, Filippi J.⁴, Roblin X.⁵, Bourrier A.⁶, Bouguen G.⁷, Franchimont D.⁸, Savoye G.⁹, Buisson A.¹⁰, Louis E.¹¹, Mathieu N.¹², Peyrin-Biroulet L.¹³, Gilletta De Saint Joseph C.¹⁴, Allez M.¹⁵, Viennot S.¹⁶, Laharie D.¹⁷, Amiot A.¹⁸

16:24 - 16:36 OP100
WORK PRODUCTIVITY LOSS IS A MAJOR COST DRIVER IN IBD PATIENTS: THE WORK-IBD STUDY
 Van Gennep S.¹, Evers S.W.¹, de Boer N.K.², Rietdijk S.T.³, Gielen M.E.⁴, Gecse K.B.¹, Duijvestein M.¹, Ponsioen C.Y.¹, D'Haens G.R.¹, de Boer A.G.E.M.⁵, Löwenberg M.¹

16:36 - 16:48 OP101
PATIENT AND PHYSICIAN ASSESSMENT OF DISEASE BURDEN IN PATIENTS WITH EARLY UC: 2-YEAR DATA FROM ICONIC
 Ghosh S.¹, Sensky T.², Casellas F.³, Kligys K.⁴, Petersson J.⁴, Peyrin-Biroulet L.⁵

16:48 - 17:00 OP102
THERE IS MORE THAN PHARMACOLOGY: COMPREHENSIVE LIFESTYLE-MODIFICATION IN PATIENTS WITH ULCERATIVE COLITIS: A RANDOMIZED CONTROLLED TRIAL
 Langhorst J.¹, Koch A.K.², Schoels M.³, Cinar Z.³, Eilert R.³, Kofink K.³, Haller D.⁴, Ahmed M.⁵, Lauche R.¹, Cramer H.², Dobos G.J.⁶

17:00 - 17:12 OP103
RESPONDER DEFINITIONS FOR THE CROHN'S DISEASE PATIENT-REPORTED OUTCOMES SIGNS AND SYMPTOMS (CD-PRO/SS) TOOL USING PATIENTS WITH CROHN'S DISEASE TREATED WITH ETROLIZUMAB
 Higgins P.D.R.¹, DeBusk K.^{2,3}, Jacob R.⁴, Hassanali A.², Sharafali Z.², Oh Y.S.², Matsui A.²

17:12 - 17:24 OP104
IMPACT OF BIOLOGIC TREATMENT OF ULCERATIVE COLITIS ON HEALTHCARE RESOURCE UTILIZATION IN US PATIENTS
 Naegeli A.¹, Hunter T.¹, Dong Y.², Choong C.², Crandall W.²

Symposium

16:00 - 17:30 C1
Daily questions in chronic pancreatitis
 Chairs: Marco J. Bruno, Netherlands
 László Czákó, Hungary



16:00 - 16:22 IP259
How to diagnose chronic pancreatitis?
 Matthias Löhr, Sweden

16:22 - 16:44 IP260
How to optimise medical therapy: Enzyme replacement therapy and beyond?
 Juan Enrique Dominguez-Munoz, Spain

Debate
 16:44 - 16:54 IP261
Pain in chronic pancreatitis: Step up approach is the best option
 Jacques Deviere, Belgium

16:54 - 17:04 IP262
Pain in chronic pancreatitis: Early consideration of total pancreatectomy is best
 Melena Bellin, United States

17:04 - 17:30
Panel discussion

Late Breaking Abstracts

16:00 - 17:30 C2
Late breaking abstracts: Hot news from endoscopy
 Chairs: Jeanin E. van Hooft, Netherlands
 Lorenzo Fuccio, Italy

16:00 - 16:12 LB08
PERSONALISED DYNAMIC SURVEILLANCE STRATEGIES IN BARRETT'S OESOPHAGUS: A MULTICENTRE PROSPECTIVE COHORT STUDY
 Roumans C.A.M.^{1,2,3}, Tomer A.^{3,4}, Lansdorp-Vogelaar I.², Biermann K.⁵, Bruno M.J.¹, Steyerberg E.W.^{2,6}, Spaander M.C.W.¹, Rizopoulos D.⁴, on behalf of the ProBar study group⁷

16:12 - 16:24 LB09
FIRST IN-HUMAN (FIH) STUDY ON THE SAFETY, TOLERABILITY AND EFFICACY OF THE AQUAMEDICAL FOCAL RF-VAPOR ABLATION (RFVA) SYSTEM, FOR THE ERADICATION OF BARRETT'S ESOPHAGUS (BE)
 van Munster S.¹, Pouw R.¹, Weusten B.L.A.M.^{2,3}, Bergman J.¹

16:24 - 16:36 LB10
CLINICAL IMPACT OF ENDOSCOPIC ULTRASOUND-GUIDED THROUGH THE NEEDLE MICROBIOPSIES IN PATIENTS WITH PANCREATIC CYSTS – A PROSPECTIVE SINGLE CENTER STUDY
 Kovacevic B.¹, Klausen P.¹, Vestrup Rift C.², Toxværd A.³, Grossjohann H.⁴, Karstensen J.G.⁵, Brink L.¹, Al-Hashemi H.H.¹, Kalaitzakis E.¹, Storkholm J.⁴, Hansen C.P.⁴, Hasselby J.P.², Vilmann P.¹

16:36 - 16:48 LB11
SINGLE-OPERATOR PERORAL CHOLANGIOSCOPY (SPYGLASSDS) GUIDED BIOPSY VS. ERCP GUIDED BRUSHING FOR INDETERMINATE BILIARY STRICTURES – A PROSPECTIVE, RANDOMIZED MULTICENTER TRIAL
 Gerges C.¹, Beyna T.², Tang R.S.Y.³, Bahin F.⁴, Lau J.Y.W.⁵, Van Geenen E.J.M.⁶, Neuhaus H.⁷, Reddy D.N.⁸, Ramchandani M.⁹

16:48 - 17:00 LB12
A SINGLE-USE DUODENOSCOPE FOR ENDOSCOPIC RETROGRADE CHOLANGIOPANCREATOGRAPHY – EARLY RESULTS FROM A CLINICAL CASE SERIES
 Muthusamy V.R.¹, Bruno M.J.², Kozarek R.³, Petersen B.⁴, Pleskow D.⁵, Sejal D.⁶, Slivka A.⁷, Peetermans J.⁸, Rousseau M.⁸, Tirrell G.⁸, Ross A.³

17:00 - 17:12 LB13
COLONOSCOPY WITH EMBEDDED DEEP LEARNING COMPUTER-AIDED DETECTION SYSTEM IMPROVES ADENOMA DETECTION WITHOUT INCREASING PHYSICIAN FATIGUE: A PROSPECTIVE RANDOMIZED STUDY
 Wang P.¹, Zhou G.¹, Glissen Brown J.R.², Berzin T.M.², Liu X.¹, Li L.¹, Liu W.¹, Xiao X.¹, Chen Z.¹, Zhang Z.¹, Zhou C.¹, Lei L.¹, Xiong F.¹, Song Y.¹, Liu P.¹

17:12 - 17:24 LB14
LINKED COLOR IMAGING VERSUS WHITE-LIGHT COLONOSCOPY FOR ADENOMA DETECTION: A MULTICENTRE, RANDOMISED, CONTROLLED TRIAL IN A FIT-BASED COLORECTAL CANCER SCREENING PROGRAMME
 Paggi S.¹, Radaelli F.², Senore C.³, Maselli R.⁴, Amato A.², Andrisani G.⁵, Di Matteo F.⁵, Grillo S.⁶, Sereni G.⁷, Cecinato P.⁸, Sassatelli R.⁹, Manfredi G.¹⁰, Alicente S.¹⁰, Pallini P.¹¹, Milan L.¹², Canova D.¹², Buscarini E.¹⁰, Rondonotti E.¹³, Repici A.¹⁴, Hassan C.¹⁵

Symposium

16:00 - 17:30 C3
Management of patients with portal hypertension
 Chairs: Manuela Merli, Italy
 Joseph Lim, United States



Debate

16:00 - 16:08 IP263
Primary prophylaxis: Beta blockers are the only option
 Cándido Villanueva, Spain

16:08 - 16:16 IP264
Primary prophylaxis: Endoscopic band ligation should not be overlooked
 Virginia Hernández-Gea, Spain

16:16 - 16:20
Q&A

16:20 - 16:35 IP265
Rising Star: Understanding pathophysiology in order to identify novel therapeutic strategies for chronic liver diseases
 Thomas Reiberger, Austria

16:35 - 16:42
Q&A

16:42 - 16:54 OP106
EUS-GUIDED PORTAL PRESSURE GRADIENT MEASUREMENT SAFELY PERFORMED WITH EUS-GUIDED LIVER BIOPSY: ENDOHEPATOLOGY IN PRACTICE
 Samarasena J., El Hage Chehade N., Hashimoto R., Chang K.

16:54 - 17:06 OP105
SELECTIVE ACTIVATION OF STAT1-DEPENDENT APOPTOSIS IN HEPATIC STELLATE CELLS BY RILPIVIRINE AS A NEW THERAPEUTIC OPTION FOR LIVER FIBROSIS
 Martí-Rodrigo A.¹, Moragrega Á.B.¹, Gruevska A.¹, Fernández-Iglesias A.², Gracia-Sancho J.², Esplugues J.V.^{1,3,4}, Apostolova N.^{1,3}, Blas-García A.⁵

17:06 - 17:21 IP266
Management of active bleeders
 Guadalupe Garcia-Tsao, United States

17:21 - 17:28
Q&A

Symposium

16:00 - 18:30 E1
EU funding opportunities and strategy in digestive health
 Chairs: Luigi Ricciardiello, Italy
 Axel Dignass, Germany



16:00 - 16:05 IP267
UEG: Facilitator in pan-European digestive health research
 Luigi Ricciardiello, Italy

16:05 - 16:20 IP268
Health research funding opportunities
 Dirk Hadrich, Belgium

16:20 - 16:35 IP269
Joining forces for better European research on digestive health
 Berthold Koletzko, Germany

16:35 - 16:55 IP270
Research demands of UEG and member societies
 Paul Enck, Germany

16:55 - 17:15 IP271
Winning a European H2020 collaborative project
 Edouard Louis, Belgium

17:15 - 17:35 IP272
Boosting your research career as an excellent principal investigator: ERC Grant application
 Harry Sokol, France

17:35 - 17:40 IP273
Take-home message
 Luigi Ricciardiello, Italy

17:40 - 18:00
Discussion on best practices between audience and experts

Translational / Basic Science

16:00 - 17:30 E2
Time to personalise pancreatic cancer treatment?
 Chairs: Thomas M. Gress, Germany
 Corinne Bousquet, France



16:00 - 16:15 IP274
Personalisation based on genetic heterogeneity
 Aldo Scarpa, Italy

16:15 - 16:22
Q&A

16:22 - 16:37 IP275
Personalisation based on stromal composition and content
 Albrecht Neesse, Germany

16:37 - 16:44
Q&A

16:44 - 16:59 IP276
Personalisation based on adaptive and innate immune response
 Francesco Novelli, Italy

16:59 - 17:06
Q&A

17:06 - 17:21 IP277
Personalised medicine in PDAC therapy in 2019?
 Hana Algül, Germany

17:21 - 17:28
Q&A

Symposium

16:00 - 17:30

F1

From guidelines to clinical practice for daily useChairs: Laurent Peyrin-Biroulet, France
Roland Valori, United Kingdom

IP278

Introduction into UEG Standards & Guidelines activities

Andreas Sturm, Germany

16:00 - 16:15

IP279

Diagnosis in IBD

Andreas Sturm, Germany

16:15 - 16:22

Q&A

16:22 - 16:37

IP280

Malnutrition

Tim Vanuytsel, Belgium

16:37 - 16:44

Q&A

16:44 - 16:59

IP281

Endoscopy for young patients

Jorge Amil Dias, Portugal

16:59 - 17:06

Q&A

17:06 - 17:21

IP282

Rome IV

Fermin Mearín, Spain

17:21 - 17:28

Q&A

Abstract-based Session

16:00 - 17:30

F2

Expanding the horizons for early colonic cancerChairs: Sebastiano Biondo, Spain
Rajaratnam Rameshshanker, United Kingdom

16:00 - 16:12

IP283

State-of-the-art introduction

Rajaratnam Rameshshanker, United Kingdom

16:12 - 16:24

OP107

COVERT CANCER IN COLONIC POLYPS: SIZE DOES MAKE A DIFFERENCE !Hossain E.¹, Thayalasekaran S.¹, Varytimiadis L.², Arndtz S.³, Abdelrahim M.¹, Subramaniam S.¹, Bhandari P.⁴

16:24 - 16:36

OP108

APPLICATION OF ARTIFICIAL INTELLIGENCE AND DEEP LEARNING ALGORITHM IN THE PREDICTION OF ADVANCED HISTOLOGY OF COLORECTAL ADENOMASLovasz B.D.¹, Oczella L.², Szalai M.², Dubravcsik Z.³, Kiss E.⁴, Schmiedt P.⁵, Zsobraák K.², Madácsy L.²

16:36 - 16:48

OP109

ENDOSCOPIC SUBMUCOSAL DISSECTION FOR COLORECTAL MALIGNANT POLYPS. RESULTS OF A PROSPECTIVE MULTICENTER WESTERN COHORTUchima H.^{1,2,3}, Herreros de Tejada A.⁴, Múgica F.⁵, Ramos-Zabala F.⁶, Eduardo A.⁷, Rosón P.⁸, De la Peña J.⁹, Teran A.⁹, Rodríguez Sánchez J.¹⁰, García D.¹¹, Amorós Tenorio A.¹¹, Sánchez-Yagüe A.¹², Del Pozo-García A.¹³, Dolz Abadia C.¹⁴, Fernández-Esparrach M.G.¹⁵, Santiago-García J.⁴, Nogales Rincón O.¹⁶, Alvarez Delgado A.¹⁷, Cortes H.¹⁸, Duran R.¹⁹, Marín-Gabriel J.¹³, ESD Interest Group. Endoscopic Resection Working Group of the Spanish Society of Digestive Endoscopy

16:48 - 17:00

OP110

ENDOSCOPIC FULL-THICKNESS RESECTION IS FEASIBLE FOR T1 COLORECTAL CANCERS - A DUTCH NATIONWIDE PROSPECTIVE COHORT STUDYZwager L.¹, Bastiaansen B.A.J.¹, van der Spek B.W.², Heine G.D.H.², Bronzwaer M.E.S.¹, Haasnoot K.J.C.², van der Sluis H.³, Perk L.⁴, Boonstra J.J.⁵, Rietdijk S.T.⁶, Schwartz M.P.⁷, Wolters H.J.⁸, Weusten B.L.A.M.⁹, Gilissen L.P.L.¹⁰, ten Hove W.R.¹¹, Nagengast W.B.¹², Bekkering F.C.¹³, Terhaar sive Droste J.S.¹⁴, Fockens P.¹, Dekker E.¹, on Behalf of the Dutch eFTR Group

17:00 - 17:12

OP111

LONG-TERM OUTCOMES IN 944 T1 COLORECTAL CANCER AFTER ENDOSCOPIC AND SUGICAL RESECTIONKimoto Y.¹, Ohata K.², Matsuhashi N.³

17:12 - 17:24

OP112

FULL-THICKNESS RESECTION BY USING LAPAROSCOPY ENDOSCOPY COOPERATIVE SURGERY (LECS) TO OVERCOME THE LIMITATIONS OF ENDOSCOPIC RESECTION FOR COLORECTAL NEOPLASMSTamegai Y.¹, Fukunaga Y.²

Symposium

16:00 - 17:30

F3

Perianal fistula in Crohn's diseaseChairs: Roel Hompes, Netherlands
Julian Panés, Spain

Tandem Talks

16:00 - 16:08

IP284

Mesenchymal stem cells: Background

Matthieu Allez, France

16:08 - 16:16

IP285

Mesenchymal stem cells: Clinical use

Fernando Jose Magro Dias, Portugal

16:16 - 16:22

Q&A

16:22 - 16:37

IP286

Imaging

Alison Corr, United Kingdom

16:37 - 16:44

Q&A

Tandem Talks

16:44 - 16:52

IP287

Interdisciplinary approach: Gastroenterology 

Krisztina Barbara Gecse, Netherlands

16:52 - 17:00

IP288

Interdisciplinary approach: Surgery 

Janindra Warusavitarne, United Kingdom

17:00 - 17:06

Q&A

17:06 - 17:18

OP113

STEP-UP FECAL MICROBIOTA TRANSPLANTATION: TARGETING COMPLAINTS IN CROHN'S DISEASEXiang L.¹, Ding X.¹, Li Q.¹, Li P.¹, Wu X.², Dai M.², Zhang F.¹

17:18 - 17:30

OP114

PERIANAL LESIONS IN CROHN'S DISEASE AT DIAGNOSIS: ANALYSIS OF EPIMAD REGISTRY FROM 2007 TO 2012 IN A POPULATION-BASED STUDYWils P.¹, Leroyer A.², Fumery M.³, Fernandez Nistal A.⁴, Bojic D.⁴, D'Ambrosio R.⁴, Sarter H.², Savoye G.⁵, Gower-Rousseau C.², Pariente B.¹**Abstract-based Session**

16:00 - 17:30

Barcelona

Shifting paradigms in oesophageal cancer managementChairs: Wladyslaw Januszewicz, United Kingdom
Anna Dorothea Wagner, Switzerland

16:00 - 16:12

IP289

State-of-the-art introduction

Wladyslaw Januszewicz, United Kingdom

16:12 - 16:24

OP115

THE DETECTION OF ESOPHAGEAL SQUAMOUS CELL CARCINOMA IN ENDOSCOPIC MOVIES BY THE ARTIFICIAL INTELLIGENCE USING CONVOLUTIONAL NEURAL NETWORKSShiroma S.¹, Yoshio T.¹, Aoyama K.², Ishiyama A.¹, Tsuchida T.¹, Fujisaki J.¹, Tada T.³

16:24 - 16:36

OP117

CLINICAL EFFICACY OF THE ESOPHAGEAL TRIAMCINOLONE ACETONIDE-FILLING METHOD: A NOVEL STENOSIS-PREVENTIVE PROCEDURE AFTER EXTENSIVE ESOPHAGEAL ENDOSCOPIC SUBMUCOSAL DISSECTIONShibagaki K.¹, Yuki T.², Taniguchi H.³, Kotani S.⁴, Ishimura N.⁴, Ishihara S.⁴

16:36 - 16:48

OP118

COMPARABLE LONG-TERM OUTCOMES OF ENDOSCOPIC SUBMUCOSAL DISSECTION AND ESOPHAGECTOMY FOR EARLY ESOPHAGEAL SQUAMOUS CELL NEOPLASIA: A SYSTEMATIC REVIEW AND META-ANALYSIS Yeh J.-H.¹, Chen J.-C.², Huang R.-Y.³, Lee C.-T.¹, Lin C.-W.⁴, Wu T.-C.⁴, Hsiao P.-J.⁴, Wang W.-L.⁵

16:48 - 17:00

OP119

LASTING SYMPTOMS AFTER ESOPHAGEAL RESECTION (LASER) - EUROPEAN MULTI-CENTER CROSS-SECTIONAL STUDYMarkar S.¹, Zaninotto G.², Lagergren P.³, Castoro C.⁴, Elliott J.⁵, Klevebro F.³, Van Berge Henegouwen M.⁶, Huddy J.⁷, Alfieri R.⁴, Scarpa M.⁸, Gisbertz S.S.⁶, Johar A.⁹, Van Hilleberg R.¹⁰, Ruurda J.P.¹¹, Findlay J.¹², Maynard N.¹³, Antonowicz S.¹³, Murphy C.⁵, Pera M.¹⁴, Reynolds J.⁵, Piessen G.¹⁵, Mariette C.¹⁶, Nilsson M.¹⁷, Sanders G.¹⁸, Ariyathenam A.¹⁸, Jaunoo S.¹⁹, Matthijsen R.²⁰, Lagarde S.M.²¹, Wijnhoven B.P.L.²², van Lanschot J.²², Cheong E.²³, Allum W.²⁴, McCormack O.²⁴, Roig J.¹⁴, Boix S.¹⁴, Brenkman H.¹¹, Hanna G.⁷, LASER Study Group

17:00 - 17:12

OP120

ENDOSCOPIC THERAPY REPLACES SURGERY FOR CLINICAL T1 OESOPHAGEAL CANCER IN THE NETHERLANDS: A NATIONWIDE POPULATION-BASED STUDYNoordzij I.C.¹, Hazen M.L.², Verhoeven R.H.A.³, Schoon E.J.¹**Symposium**

16:00 - 17:30

Hotspot

Hotspot Symposium: Nutrition and liver

Chairs: Antonio Gasbarrini, Italy



16:00 - 16:03

IP290

Introduction

Antonio Gasbarrini, Italy

16:03 - 16:08

IP291

Nutritional support for acute alcoholic hepatitis

Mária Papp, Hungary

16:08 - 16:23

Panel discussion

16:23 - 16:28

IP292

NASH: Between fairy tales and evidence

Paraskevas Gkolfakis, Greece

16:28 - 16:43

Panel discussion

16:43 - 16:48

IP293

Battling malnutrition in cirrhosis: Diet is key

Mathias Plauth, Germany

16:48 - 17:03

Panel discussion

17:03 - 17:08

IP294

One glass of wine a day, keeps the doctor away

Helena Cortez-Pinto, Portugal

17:08 - 17:23

Panel discussion

17:23 - 17:26

IP295

Conclusion

Antonio Gasbarrini, Italy

Young GI Activity

16:00 - 18:00 Young GI Lounge
Rising Stars in gastroenterology and hepatology from Europe and Japan
Chairs: Dan Lucian Dumitrascu, Romania

16:00 - 16:10 IP296
Tips and tricks: How to become a UEG Rising Star
Dan Lucian Dumitrascu, Romania

16:10 - 16:30 IP297
The role of TREM family of receptors during the progression of chronic liver disease and the development of hepatocellular carcinoma
María Jesús Perugorria, Spain

16:30 - 16:50 IP298
Meflin-positive cancer-associated fibroblasts inhibit pancreatic carcinogenesis
Yasuyuki Mizutani, Japan

16:50 - 17:10 IP299
The brain-gut axis in inflammatory bowel disease: Possible implications for treatment
Alexander Charles Ford, United Kingdom

17:10 - 17:30 IP300
Magnetic resonance enterography and balloon enteroscopy for Crohn's disease
Kento Takenaka, Japan

17:30 - 18:00
How to become a Rising Star: Open discussion

Scientific Programme by Day

Tuesday, October 22, 2019

Live Endoscopy

08:30 - 10:00 Hall 6

Live endoscopy I

Chairs: Stefan Gölder, Germany
 Ian Mark Gralnek, Israel
 Thierry Ponchon, France
 Hans-Dieter Allescher, Germany
 Marc Barthet, France
 Pierre Henri Deprez, Belgium
 Siegbert Faiss, Germany
 Daniel Hartmann, Germany
 Horst Neuhaus, Germany
 Maria Pellisé Urquiza, Spain
 Jürgen Pohl, Germany



Today's Science, Tomorrow's Medicine

08:30 - 10:00 A1

Different faces of microbiota along the digestive tract

Chairs: Lars Engstrand, Sweden
 Gianluca Ianiro, Italy

08:30 - 08:42 OP121

COMPOSITION AND FUNCTION OF GUT MICROBIOTA AFFECTS THE RESPONSE RATE AND SURVIVAL OF MELANOMA PATIENTS TREATED WITH IMMUNE CHECKPOINT INHIBITORS

Gacesa R.^{1,2}, T. Wind T.³, Vich Vila A.^{1,2}, J. de Haan J.³, Jalving M.³, A.P. Hospers G.³

08:42 - 08:54 OP122

THE EFFECTS OF F. PRAUSNITZII ON CANDIDA ALBICANS GROWTH AND PATHOGENICITY AND RELATED MECHANISMS

Mao X.¹, Zhang H.², Qiu X.¹

08:54 - 09:06 OP123

ALTERATIONS IN FUNGAL MICROBIOTA AFTER CHOLECYSTECTOMY IN PATIENTS

Xu J.^{1,2,3}, Ren X.^{1,4}, Zhang Y.^{1,2}, Zhang Y.^{4,5}, Chen G.^{1,2}, Huang Q.^{1,2}, Liu Y.^{1,2}

09:06 - 09:18 OP124

NEXT-GENERATION SEQUENCING OF FAECAL MICROBIOTA IN ULCERATIVE COLITIS PATIENTS TOGETHER WITH CONSANGUINEOUS AND NON-CONSANGUINEOUS RELATIVES

Fukuda K., Takasu A., Okuyama S., Okamoto T., Ikeya T.

09:18 - 09:30 OP125

STRAIN LEVEL ANALYSIS OF KLEBSIELLA PNEUMONIA SHOWS ASSOCIATION WITH INFLAMMATORY BOWEL DISEASE AND DISEASE SEVERITY

Gacesa R.^{1,2}, Vich Vila A.^{1,2}, Collij V.^{1,2}, Imhann F.^{1,2}, Kurilshikov A.^{1,2}, Fu J.², Wijmenga C.², Zhernakova A.², McLean P.³, Giallourakis C.³, Schneider J.³, Weersma R.¹

09:30 - 09:42 OP126

RISK OF GASTRIC CANCER AFTER HELICOBACTER PYLORI ERADICATION IN DIABETES MELLITUS PATIENTS: A TERRITORY-WIDE STUDY WITH PROPENSITY SCORE ANALYSIS

Cheung K.S.¹, Chan E.W.², Chen L.², Seto W.K.², Wong I.C.², Leung W.K.²

09:42 - 09:54 OP127

VALIDATION OF SCORING SYSTEMS FOR DIFFERENTIATING INTESTINAL TUBERCULOSIS FROM CROHN'S DISEASE UTILIZING CLINICAL, ENDOSCOPIC AND PATHOLOGICAL FINDINGS: A MULTICENTER STUDY FROM THAILAND AND HONG KONG

Limsrivilai J.¹, Choon Kin L.², Prueksapanich P.³, Harinwan K.⁴, Sudcharoen A.¹, Cheewasereechon N.⁵, Aniwan S.³, Wetwittayakhlang P.⁵, Pongpaibul A.⁶, Pausawasdi N.¹, Charatcharoenwiththaya P.⁷, Ng S.C.²

Therapy Update

08:30 - 10:00 A2

Therapy update: Practical algorithms in various GI disorders

Chairs: Ailsa Hart, United Kingdom
 Michael Schumann, Germany



08:30 - 08:45 IP301

Crohn's disease

Gerhard Rogler, Switzerland

08:45 - 08:52

Q&A

08:52 - 09:07 IP302

Constipation

Jan Borovicka, Switzerland

09:07 - 09:14

Q&A

09:14 - 09:29 IP303

IBS

Magnus Simrén, Sweden

09:29 - 09:36

Q&A

09:36 - 09:51 IP304

Diverticulitis

Sebastiano Biondo, Spain

09:51 - 09:58

Q&A

Symposium

08:30 - 10:00 A3

Carcinoma of the oesophago-gastric junction (EGJ)

Chairs: Prateek Sharma, United States
 Suzanne S. Gisbertz, Netherlands



Tandem Talks

08:30 - 08:38 IP305

Is EGJ carcinoma a specific entity?

Jean-Francois Fléjou, France

08:38 - 08:46

IP306

Endoscopic diagnosis and staging

Pedro Pimentel Nunes, Portugal

08:46 - 08:52

Q&A

08:52 - 09:07

IP307

Optimal multimodal approach in EGJ cancer: Similar to gastric or oesophageal cancer?

Eric Van Cutsem, Belgium

09:07 - 09:14

Q&A

09:14 - 09:29

IP308

Endoscopic approach to early and advanced cancers: What to do and what not to do?

Mitsuhiro Fujishiro, Japan

09:29 - 09:36

Q&A

09:36 - 09:51

IP309

Surgical resection: Efficacy and adverse events

Mark Ivo van Berge Henegouwen, Netherlands

09:51 - 09:58

Q&A**Abstract-based Session**

08:30 - 10:00

B2

Primum non nocere: Making ERCP saferChairs: Enrique Perez-Cuadrado-Robles, Belgium
Manuel Pérez-Miranda, Spain

08:30 - 08:42

IP310

State-of-the-art introduction

Manuel Pérez-Miranda, Spain

08:42 - 08:54

OP128

ADDING INTRAVENOUS SOMATOSTATIN TO RECTAL NONSTEROIDAL ANTI-INFLAMMATORY DRUGS (NSAIDS) IN PREVENTION OF POST - ENDOSCOPIC RETROGRADE CHOLANGIO PANCREATOGRAPHY (ERCP) PANCREATITIS IN HIGH RISK PATIENTSNorouzi A.¹, Besharat S.², Ghasempoori S.E.³, Tavassoli S.³, Amiriani T.⁴, Pooshani A.², Ezabadi Z.¹

08:54 - 09:06

OP130

META-ANALYSIS OF RANDOMIZED TRIALS OF POST-ERCP PANCREATITIS AFTER EARLY AND LATE NEEDLE-KNIFE SPHINCTEROTOMY IN DIFFICULT BILIARY CANNULATIONDubravcsik Z.¹, Szepes A.Z.¹, Szalai M.², Lovasz B.D.³, Schmiied P.², Zsobraák K.², Madácsy L.^{1,2}

09:06 - 09:18

OP131

IS THERE A DIFFERENCE IN THE INCIDENCE AND CHARACTERISTICS OF POST-ERCP PANCREATITIS BETWEEN EMERGENCY AND ELECTIVE ERCP?: A PROSPECTIVE MULTICENTER STUDYNakai Y.¹, Itokawa Y.¹, Kusumoto K.¹, Endoh B.², Chikugo K.^{2,3}, Doi T.⁴, Kawakami T.^{4,5}, Suzuki T.⁴, Suzuki A.⁶, Inatomi O.⁷, Bamba S.⁸, Kusaka T.¹, Kokuryu H.¹, Mizumoto Y.², Tanaka K.⁶, SOSUI Study Group

09:18 - 09:30

OP132

A NOVEL SINGLE-USE DUODENOSCOPE HAD COMPARABLE PERFORMANCE RATINGS TO REUSABLE DUODENOSCOPES IN A RANDOMIZED BENCH STUDYRoss A.S.¹, Bruno M.J.², Kozarek R.¹, Petersen B.T.³, Pleskow D.K.⁴, Sejpal D.V.⁵, Slivka A.⁶, Moore D.⁵, Panduro K.⁷, Peetermans J.⁸, Insull J.⁸, Rousseau M.⁸, Tirrell G.P.⁸, Muthusamy V.R.⁷

09:30 - 09:42

OP133

ERCP IN BABIES: LOW RISK OF POST-ERCP-PANCREATITIS - RESULTS FROM A EUROPEAN MULTICENTER SURVEYGoetz M.^{1,2}, Andersen P.³, Bergman J.J.⁴, Frei N.⁴, Kähler G.⁵, Martus P.⁶, Dechêne A.⁷**Abstract-based Session**

08:30 - 10:00

B3

New impulses in management of gastroparesisChairs: Manuele Furnari, Italy
Daniel Sifrim, United Kingdom

08:30 - 08:42

IP311

State-of-the-art introduction

Daniel Sifrim, United Kingdom

08:42 - 08:54

OP134

THYMIDINE PHOSPHORYLASE ABNORMALITIES AND GASTROINTESTINAL VASCULAR CHANGES IN GENETIC AND SPORADIC FORMS OF SEVERE DYSMOTILITYBoschetti E.¹, Costa R.², Papa V.², Cenacchi G.², Rinaldi R.³, D'Angelo R.³, Carelli V.⁴, Pironi L.¹, Tugnoli V.², Clavenzani P.⁵, Sternini C.⁶, Stanghellini V.¹, De Giorgio R.⁷

08:54 - 09:06

OP135

DIAGNOSTIC YIELD OF SYMPTOM SEVERITY, VISCERAL SENSORY TESTING, SMALL INTESTINAL, BACTERIAL LOAD AND GASTRIC EMPTYING FOR THE DIAGNOSIS OF FUNCTIONAL GASTROINTESTINAL DISORDERSShah A.^{1,2}, Morrison M.^{3,4}, Koloski N.A.^{2,3,5}, Hansen T.³, Walker M.M.⁶, Jones M.P.⁷, Talley N.J.⁵, Holtmann G.J.^{2,3,8}

09:06 - 09:18

OP136

EFFECT OF RIKKUNSHITO ON GASTROINTESTINAL MOTILITY AND UPPER GASTROINTESTINAL SYMPTOMS - THE FIRST STUDY IN A BELGIAN FUNCTIONAL DYSPEPSIA POPULATIONMasuy I.¹, Carbone F.², Holvoet L.³, Vanuytsel T.⁴, Vandenberghe A.⁵, Tack J.⁶

09:18 - 09:30

OP137

TRADIPITANT, A NOVEL NK-1 RECEPTOR ANTAGONIST, SIGNIFICANTLY IMPROVED NAUSEA AND OTHER SYMPTOMS OF GASTROPARESIS IN A PHASE II TRIALCarlin J., Lieberman V., Dahal A., Keefe M., Xiao C., Birznieks G., Polymeropoulos M.

09:30 - 09:42

OP138

EFFICACY OF VELUSETRAG TREATMENT IN PATIENTS WITH IDIOPATHIC GASTROPARESIS: SUBGROUP ANALYSIS OF A PHASE 2B STUDYAbell T.¹, Kuo B.², Esfandyari T.³, Canafax D.⁴, Tacchi R.⁵, Grimaldi M.⁵, Viscomi G.⁵, Renzulli C.⁵, Zhou K.⁴, Nguyen D.⁴, Barnes C.⁴, McCallum R.⁶

09:42 - 09:54

OP139

GASTRIC PERORAL ENDOSCOPIC MYOTOMY (G-POEM) FOR THE TREATMENT OF REFRACTORY GASTROPARESIS: RESULTS FROM THE FIRST INTERNATIONAL PROSPECTIVE TRIAL

Vosoughi K.¹, Ichkhanian Y.¹, Benias P.², Miller L.S.², Aadam A.A.³, Triggs J.³, Law R.⁴, Chaves D.⁵, Draganov P.V.⁶, Kotzev A.I.⁷, El Halabi M.⁸, Sanaei O.¹, Brewer Gutierrez O.I.¹, Pandolfino J.⁹, Kaloo A.N.¹, Khashab M.A.¹

Abstract-based Session

08:30 - 10:00

B5

Advances in endoscopy and faecal testing for IBD and cancer

Chairs: Nadir Arber, Israel
Franco Scaldaferrì, Italy

08:30 - 08:42

IP312

State-of-the-art introduction

Nadir Arber, Israel

08:42 - 08:54

OP140

LOCATION BUT NOT SEVERITY OF ENDOSCOPIC LESIONS AT BASELINE INFLUENCES ENDOSCOPIC HEALING RATES IN CROHN'S DISEASE PATIENTS TREATED WITH INFLIXIMAB: A POST-HOC ANALYSIS OF THE TAILORIX TRIAL

Riviere P.¹, D'Haens G.R.², Peyrin-Biroulet L.³, Baert F.⁴, Lambrecht G.⁵, Pariante B.⁶, Bossuyt P.⁷, Buisson A.⁸, Oldenburg B.⁹, Vermeire S.¹⁰, Laharie D.¹

08:54 - 09:06

OP141

ASSESSING MUCOSAL BARRIER FUNCTION IN VIVO WITH CONFOCAL LASER ENDOMICROSCOPY CAN PREDICT MAJOR CLINICAL EVENTS IN IBD PATIENTS WITH HIGH SENSITIVITY

Rath T.¹, Klenske E.², Atreya R.¹, Fischer S.², Zundler S.², Hartmann A.³, Neurath M.F.¹

09:06 - 09:18

OP142

CROHN'S DISEASE LESIONS DETECTION BY SMALL-BOWEL CAPSULE ENDOSCOPY: AN AUTOMATIC DEEP LEARNING METHOD

de Maissin A.¹, Vallée R.², Normand N.², Coutrot A.², Mouchere H.², Trang C.¹, Bourreille A.¹

09:18 - 09:30

OP143

A PATIENT SELF-MADE ONE STEP QUICK FAECAL TEST IMPROVES DIAGNOSTIC ACCURACY FOR DETECTING ENDOSCOPIC ACTIVITY COMPARED WITH FAECAL CALPROTECTIN ALONE IN INFLAMMATORY BOWEL DISEASE PATIENTS

Velamazan R.¹, Hijos G.^{1,2}, Martí R.³, Arechavaleta S.^{2,4}, Chueca E.^{2,4}, Lué A.^{1,2,4}, Sostres C.^{1,2,4}, Lanas A.^{1,2,4}, Gomollon F.^{1,2,4}

09:30 - 09:42

OP144

LONG-TERM OUTCOMES FOLLOWING ENDOSCOPIC RESECTION OF NEOPLASTIC LESIONS IN ULCERATIVE COLITIS: A LARGE SINGLE-CENTRE RETROSPECTIVE STUDY

Al Bakir I.^{1,2}, Curtius K.², Kabir M.³, Saunders B.³, Suzuki N.³, Thomas-Gibson S.³, Wilson A.³, Moorghen M.⁴, Graham T.², Hart A.¹

09:42 - 09:54

OP145

PROGRESSIVE REDUCTION OF COLORECTAL CANCER INCIDENCE AND MORTALITY IN THE CZECH REPUBLIC: EFFECT OF SUBSTANTIAL TARGET POPULATION COVERAGE BY EXAMINATIONS?

Suchanek S.¹, Grega T.², Ngo O.^{3,4}, Májek O.^{3,5}, Zavoral M.⁶

Symposium

08:30 - 10:00

C1

Approach to the obese patient

Chairs: Alexander Meining, Germany
Salvatore Tolone, Italy



08:30 - 08:45

IP313

Metabolic changes before and after treatment

Francois Pattou, France

08:45 - 08:52

Q&A**Debate**

08:52 - 09:00

IP314

Endoscopic management: It replaces surgery!

Jacques Deviere, Belgium

09:00 - 09:08

IP315

Surgery: Still the only option!

Sheraz Markar, United Kingdom

09:08 - 09:14

Q&A

09:14 - 09:29

IP316

How to manage the adolescent patient

Paulina Salminen, Finland

09:29 - 09:36

Q&A

09:36 - 09:44

IP318

Management of endoscopic and surgical complications after treatment

Vincent Huberty, Belgium

09:44 - 09:52

IP317

Management of nutritional complications after treatment

Francisca Joly, France

09:52 - 09:58

Q&A**Abstract-based Session**

08:30 - 10:00

C2

Randomised controlled trials in IBD I

Chairs: Silvio Danese, Italy
Severine Vermeire, Belgium

08:30 - 08:42

IP319

State-of-the-art introduction

Severine Vermeire, Belgium

08:42 - 08:54

OP146

MUCOSAL MOLECULAR SIGNATURES DIFFER BETWEEN ULCERATIVE COLITIS PATIENTS WITH OR WITHOUT RESPONSE TO VEDOLIZUMAB THERAPY

Bamias G.¹, Gazouli M.², Xourafas V.³, Zacharopoulou E.⁴, Tsoukali E.⁵, Viazis N.⁵, Mantzaris G.J.⁶, Gizis M.⁷, Tzouvala M.⁴, Leonidakis G.⁸, Zampeli E.⁹, Michopoulos S.¹⁰, Makris K.¹¹, Michalopoulos G.¹², Papatheodoridis G.¹³, Greek Vedolizumab Study Group

08:54 - 09:06 OP147
ANTI-INFLAMMATORY GUT MICROBIAL PATHWAYS ARE DECREASED DURING CROHN'S DISEASE EXACERBATIONS
 Klaassen M.A.Y.^{1,2}, Imhann F.^{1,2}, Collij V.^{1,2}, Fu J.^{1,3}, Wijmenga C.², Dijkstra G.¹, Festen E.A.M.^{1,2}, Gacesa R.^{1,2}, Vich Vila A.^{1,2}, Weersma R.K.^{1,2}

09:06 - 09:18 OP148
EARLY HISTOLOGIC IMPROVEMENT DEMONSTRATED WITH ORAL OZANIMOD IN PATIENTS WITH MODERATELY TO SEVERELY ACTIVE CROHN'S DISEASE IN THE STEPSTONE TRIAL
 Feagan B.G.¹, D'Haens G.R.², Usiskin K.³, Liu J.³, Pai R.K.⁴

09:18 - 09:30 OP149
HISTOLOGIC REMISSION AND MUCOSAL HEALING IN A PHASE 2 STUDY OF MIRIKIZUMAB IN PATIENTS WITH MODERATELY TO SEVERELY ACTIVE ULCERATIVE COLITIS
 Pai R.¹, Canavan J.B.², Tuttle J.³, Durante M.³, Arora V.³, Milch C.³, Harpaz N.⁴, D'Haens G.⁵, Sands B.E.⁶, Sandborn W.⁷

09:30 - 09:42 OP150
HISTOLOGIC IMPROVEMENT WITH VEDOLIZUMAB VS ADALIMUMAB IN ULCERATIVE COLITIS: RESULTS FROM VARSITY
 Peyrin-Biroulet L.¹, Colombel J.-F.², Loftus, Jr E.³, Danese S.⁴, Abhyankar B.⁵, Chen J.⁶, Rogers R.⁶, Lirio R.A.⁶, Bornstein J.⁶, Sands B.E.⁷, Schreiber S.⁸

09:42 - 09:54 OP151
LONG-TERM MUCOSAL HEALING, CLINICAL RESPONSE AND CLINICAL REMISSION IN PATIENTS WITH ULCERATIVE COLITIS TREATED WITH THE ANTI-MUCOSAL ADDRESSIN CELL ADHESION MOLECULE-1 (MADCAM-1) ANTIBODY ONTAMALIMAB (SHP647): RESULTS FROM THE OPEN-LABEL EXTENSION STUDY TURANDOT II
 Danese S.¹, Sandborn W.J.², Reinisch W.³, Hébuterne X.⁴, Kłopotka M.⁵, Tarabar D.⁶, Vaňásek T.⁷, Greguš M.⁸, Hellstern P.A.⁹, Kim J.S.¹⁰, Sparrow M.¹¹, Gorelick K.J.¹², Goetsch M.¹³, Bliss C.¹⁴, Gupta C.¹⁵, Cataldi F.¹⁴, Vermeire S.¹⁶

Crash Course

08:30 - 10:00 C3
Crash Course: How to improve survival in severe acute pancreatitis (SAP)
 Chairs: Peter Hegyi, Hungary
 Julia Mayerle, Germany
 Markus M. Lerch, Germany



08:30 - 08:38 IP320
Prediction of SAP
 Johanna Laukkarinen, Finland

08:38 - 08:52
Interactive discussion

08:52 - 09:00 IP321
Medical management of SAP: The intensivist point of view
 Wolfgang Huber, Germany

09:00 - 09:14
Interactive discussion

09:14 - 09:22 IP322
Endoscopic step-up management of infected necrosis in SAP
 Tomas Hucl, Czech Republic

09:22 - 09:36
Interactive discussion

09:36 - 09:44 IP323
Percutaneous step-up management of infected necrosis in SAP
 Stefan AW Bouwense, Netherlands

09:44 - 09:58
Interactive discussion

Abstract-based Session

08:30 - 10:00 E1
Optimising treatment strategies in pancreatitis and pancreatic cancer
 Chairs: Helmut Friess, Germany
 Marianna Signoretti, Italy

08:30 - 08:42 IP324
State-of-the-art introduction
 Marianna Signoretti, Italy

08:42 - 08:54 OP152
DOUBLE PIGTAIL PLASTIC STENTS ARE CHEAPER AND AS EFFECTIVE AS LUMEN APPOSING METAL STENT FOR THE ENDOSCOPIC DRAINAGE OF WALLED-OFF NECROSIS: A CASE CONTROL STUDY
 Valente R.¹, Zarbonello L.², Del Chiaro M.³, Vujasinovic M.⁴, Baldaque-Silva F.⁵, Scandavini C.M.², Rangelova E.⁶, Vespasiano F.², Anzillotti G.², Löhr M.⁷, Arnelo U.⁸

08:54 - 09:06 OP153
PRO-ACTIVE PERCUTANEOUS CATHETER DRAINAGE OF NECROTIC PANCREATIC COLLECTIONS: A LARGE SINGLE CENTER EXPERIENCE
 Gupta P.¹, Gupta J.², Kumar C.², Samanta J.¹, Mandavdhare H.¹, Sharma V.¹, Sinha S.K.¹, Gupta V.³, Yadav T.D.³, Dutta U.¹, Kochhar R.¹

09:06 - 09:18 OP154
SUPERIORITY OF ENDOSCOPIC INTERVENTIONS OVER MINIMALLY INVASIVE SURGERY FOR INFECTED NECROTIZING PANCREATITIS: A META-ANALYSIS OF RANDOMIZED TRIALS
 Bang J.Y.¹, Wilcox C.M.², Arnoletti J.P.³, Varadarajulu S.¹

09:18 - 09:30 OP155
TIMING OF PANCREATODUODENECTOMY AFTER BILIARY DRAINAGE IN PATIENTS WITH PERIAMPULLARY CANCER IN THE NETHERLANDS
 van Huijgevoort N.¹, Latenstein A.², Mackay T.³, Bonsing B.A.⁴, van Santvoort H.C.⁵, Bruno M.J.⁶, Verdonk R.C.⁷, van Hooft J.E.⁸, Besselink M.G.H.⁹, for the Dutch Pancreatic Cancer Group

09:30 - 09:42

OP156

TREATMENT AND SURVIVAL OF LOCALLY ADVANCED PANCREATIC CANCER: A PROSPECTIVE MULTICENTER COHORT

Walma M.S.¹, Brada L.J.¹, Patuleia S.I.¹, Rombouts S.J.¹, Schouten T.J.¹, Verweij M.¹, de Hingh I.H.², Creemers G.J.², Nederend J.³, Stommel M.W.⁴, Radema S.A.⁴, Hermans J.⁵, van Dam R.⁶, de Vos-Geelen J.M.⁶, van der Leij C.⁶, Liem M.S.⁷, Mekenkamp L.J.⁷, Stassen E.J.⁷, Los M.⁸, Bollen T.⁹, Meijerink M.R.¹⁰, Verheul H.M.¹⁰, Daams F.¹⁰, Festen S.¹¹, Blomjous J.G.¹¹, Kerver E.D.¹¹, Roos D.¹², Vulink A.J.¹², Renken N.S.¹², Bosscha K.¹³, Pruijt H.¹³, Polee M.B.¹⁴, de Meijer V.E.¹⁵, de Groot D.J.¹⁵, Patijn G.A.¹⁶, De Groot J.W.¹⁷, Haj Mohammad N.¹, Wilink J.W.¹⁰, Busch O.R.¹⁰, de Vries J.¹⁰, van Lienden K.¹⁰, Bruijnen R.C.¹⁸, Wessels F.¹⁹, van Leeuwen M.¹⁸, Nio C.Y.¹⁰, van Santvoort H.C.²⁰, Molenaar I.Q.²¹, Besselink M.G.H.²², Dutch Pancreatic Study Group

09:42 - 09:54

OP157

PAMPAC TRIAL: OCCURRENCE OF PAIN AND QUALITY OF PAIN MANAGEMENT IN PATIENTS WITH PANCREATIC CANCER

Damm M.¹, Kölsch A.-K.¹, Weniger M.², Lampert C.², Beer S.³, Schorn S.⁴, Moir J.⁵, Michl P.¹, Ceyhan G.O.⁶, Rosendahl J.⁷

Translational / Basic Science

08:30 - 10:00

E2

The multiple flavours of intestinal macrophages: Implications for novel therapies

Chairs: Guy E. Boeckxstaens, Belgium
Timon Adolph, Austria



08:30 - 08:45

IP325

Intestinal antigen presenting cells and monogenic inflammatory bowel disease

Barbara Cassani, Italy

08:45 - 08:52

Q&A

08:52 - 09:07

IP326

Macrophages as major players in tumour growth

Jo Van Ginderachter, Belgium

09:07 - 09:14

Q&A

09:14 - 09:29

IP327

Macrophages and enteric neurons: A vital cross talk for the health of neurons

Maria Francesca Viola, Belgium

09:29 - 09:36

Q&A

09:36 - 09:51

IP328

Resident macrophages and inflammatory bowel disease

Britta Siegmund, Germany

09:51 - 09:58

Q&A**Symposium**

08:30 - 10:00

F1

From guidelines to clinical practice: Quality metrics in colonoscopy

Chairs: Mario Dinis-Ribeiro, Portugal
Jaroslaw Regula, Poland



IP329

Introduction into UEG Standards & Guidelines activities

Vita Skuja, Latvia

Tandem Talks

08:30 - 08:38

IP330

Completeness of procedure: Everything is about reaching the cecum

Brian P. Saunders, United Kingdom

08:38 - 08:46

IP331

Completeness of procedure: We need to see the entire mucosa

Cesare Hassan, Italy

08:46 - 08:52

Q&A**Debate**

08:52 - 09:00

IP332

Adenoma detection rate (ADR): That's enough

Michal Filip Kaminski, Poland

09:00 - 09:08

IP333

Beyond adenoma detection rate (ADR): Polyp detection rate, advanced adenoma detection rate or something else?

Evelien Dekker, Netherlands

09:08 - 09:14

Q&A

09:14 - 09:29

IP334

The patient's perspective: Why measure it and how to do it?

Colin J. Rees, United Kingdom

09:29 - 09:36

Q&A

09:36 - 09:51

IP335

How to implement metrics?

Raf Bisschops, Belgium

09:51 - 09:58

Q&A**Symposium**

08:30 - 10:00

F2

Refractory constipation: From diagnosis to treatment

Chairs: Maura Corsetti, United Kingdom
Guillaume Gourcerol, France



08:30 - 08:45

IP337

Drugs

Maura Corsetti, United Kingdom

08:45 - 08:52

Q&A

08:52 - 09:07 IP336
Diagnostic workup
 Henriette Heinrich, Switzerland

09:07 - 09:14
Q&A

09:14 - 09:29 IP338
Biofeedback
 Emma Carrington, United Kingdom

09:29 - 09:36
Q&A

09:36 - 09:51 IP339
Surgery
 Charles H. Knowles, United Kingdom

09:51 - 09:58
Q&A

Symposium

08:30 - 10:00 F3
Risks and exit strategies of IBD drugs
 Chairs: Krisztina Barbara Gecse, Netherlands
 James Lindsay, United Kingdom



08:30 - 08:45 IP340
Side effects of JAK-Inhibitors: Awareness and prevention
 Laurent Peyrin-Biroulet, France

08:45 - 08:52
Q&A

08:52 - 09:07 IP341
Current strategies in de-escalation of IBD therapy
 Edouard Louis, Belgium

09:07 - 09:14
Q&A

09:14 - 09:29 IP342
Therapeutic considerations with a past history of malignancy
 Julien Kirchgessner, United States

09:29 - 09:36
Q&A

09:36 - 09:51 IP343
Drug monitoring: When does it help in planning therapy?
 Taina Sipponen, Finland

09:51 - 09:58
Q&A

Abstract-based Session

08:30 - 10:00 Barcelona
Novel therapeutic approaches in microscopic colitis and C. difficile
 Chairs: Josbert Keller, Netherlands
 Andreas Petersen, Denmark

08:30 - 08:42 IP344
State-of-the-art introduction
 Josbert Keller, Netherlands

08:42 - 08:54 OP158
MICROBIOTA RESTORATION THERAPEUTIC CANDIDATES FOR PREVENTING RECURRENT CLOSTRIDIUM DIFFICILE INFECTIONS: SIMILAR 6-MONTH OUTCOMES FOR ENEMA-ADMINISTERED RBX2660 AND ORAL CAPSULE-ADMINISTERED RBX7455
 Blount K.¹, Khanna S.², Pardi D.², Jones C.¹, Mische S.¹, Shannon B.³, Deych E.³

08:54 - 09:06 OP159
CURE OF RECURRENT CLOSTRIDIUM DIFFICILE INFECTION WITH A MIX OF 12 GUT BACTERIA, FAECAL MICROBIOTA TRANSPLANTATION OR ORAL VANCOMYCIN: RESULTS FROM AN OPEN-LABEL MULTICENTRE RANDOMISED CONTROLLED TRIAL ✨
 Rode A.A.^{1,2}, Chehri M.^{2,3,4}, Heno K.K.⁵, Krogsgaard L.R.¹, Helms M.^{2,3}, Engberg J.⁶, Schoenning K.^{2,3}, Tvede M.⁷, Andersen C.O.³, Jensen U.S.⁶, Petersen A.M.^{2,3,4}, Bytzer P.^{1,2}

09:06 - 09:18 OP160
RIDINILAZOLE REDUCES RECURRENCE OF CLOSTRIDIUM DIFFICILE INFECTION WITH MINIMAL IMPACT ON THE GUT MICROBIOTA
 Duperchy E.¹, Vickers R.¹, Roblin D.¹, Freeman J.², Wilcox M.²

09:18 - 09:30 OP161
MOLECULAR CLASSIFICATION OF COLLAGENOUS COLITIS BY WHOLE-GENOME SEQUENCING
 Escudero-Hernández C.¹, Van Beelen Granlund A.^{2,3}, Bruland T.³, Sandvik A.K.^{2,3,4}, Koch S.^{1,5}, Østvik A.E.^{3,4}, Münch A.⁶

09:30 - 09:42 OP162
CRITICAL ROLE OF AQUAPORIN 8 IN COLLAGENOUS COLITIS
 Escudero-Hernández C.¹, Koch S.^{1,2}, Münch A.³

09:42 - 09:54 OP163
EFFICACY AND SAFETY OF ANTI-TNFα THERAPY IN BUDESONIDE REFRACTORY, DEPENDENT OR INTOLERANT MICROSCOPIC COLITIS: A FRENCH REGISTRY
 Boivineau G.¹, Zallot C.², Amiot A.³, Zerbib F.⁴, Plastaras L.⁵, Thibault P.⁶, Boivineau L.⁷, Peyrin-Biroulet L.⁸, Vuitton L.⁹

Symposium

08:30 - 10:00 Hotspot
Hotspot Symposium: Large polyps
 Chairs: Michael John Bourke, Australia



08:30 - 08:33 IP345
Introduction
 Michael John Bourke, Australia

08:33 - 08:38 IP346
Endoscopic classification: Who cares?
 Yutaka Saito, Japan

08:38 - 08:53
Panel discussion

08:53 - 08:58 IP347
Is biopsy really helpful?
 Iris D. Nagtegaal, Netherlands

08:58 - 09:13
Panel discussion

09:13 - 09:18 IP348
Endoscopic approach: Just remove it!
 Mathieu Pioche, France

09:18 - 09:33
Panel discussion

09:33 - 09:38 IP349
Surgery is needed!
 Alberto Arezzo, Italy

09:38 - 09:53
Panel discussion

09:53 - 09:56 IP350
Conclusion
 Michael John Bourke, Australia

Poster Session

09:00 - 10:00 E-Poster Terminal 2
Exemplary Clinical Cases I
 Chairs: Gareth Corbett, United Kingdom
 Marco Pennazio, Italy

09:00 - 09:10 CC081
MEDIASTINAL THORACIC DUCT CYST INFECTION AFTER ENDOSCOPIC SUBMUCOSAL DISSECTION FOR EARLY ESOPHAGEAL CANCER: THE FIRST CASE REPORT IN THE WORLD
 Oki S.¹, Matsumoto K.¹, Ueyama H.¹, Abe D.¹, Suzuki N.¹, Ikeda A.¹, Yatagai N.¹, Akazawa Y.¹, Komori H.¹, Izumi K.¹, Takeda T.¹, Ueda K.¹, Matsumoto K.¹, Asaoka D.¹, Hojo M.¹, Yao T.², Nagahara A.¹

09:10 - 09:20 CC082
ENDOSCOPIC VACUUM THERAPY FOR ESOPHAGEAL ANASTOMOTIC LEAK: COMBINING GUIDEWIRE WITH OVERTUBE TECHNIQUE
 Saraiva S.¹, Mão de Ferro S.¹, Rosa I.², Dias Pereira A.¹

09:20 - 09:30 CC083
ESOPHAGEAL PSEUDOPERFORATION DURING BAND-MUCOSECTOMY OF BARRETT'S ESOPHAGUS - NOT ALL THAT GLITTERS IS GOLD
 Pita I.¹, Gigliano D.², Petronilho S.², Afonso L.P.², Jácome M.², Castro R.¹, Libânio D.¹, Dinis-Ribeiro M.¹

09:30 - 09:40 CC084
COLONIC ENDOMETRIOSIS: AN ENDOSCOPIC DIAGNOSTIC CHALLENGE
 Rodríguez Carrasco M.^{1,2}, Lopez Ceron M.², Díaz-Tasende J.B.³

09:40 - 09:50 CC085
SPEAK SOFTLY AND CARRY A BIG STICK, YOU WILL GO FAR: REPURPOSING ENTEROSCOPE DEVICES TO ACHIEVE TC-325 (HEMOSPRAY) ASSISTED HEMOSTASIS IN RY GASTRIC BYPASS ANATOMY
 Ahmed A.¹, Peter S.²

09:50 - 10:00 CC086
ENDOSCOPIC TREATMENT OF ZENKER'S DIVERTICULUM BY PERORAL ENDOSCOPIC MYOTOMY (Z POEM)
 Takamoto A.H.R.¹, Seraphim A.M.², Micelli Neto O.², Cabral J.G.G.A.², Sampaio L.M.², Taglieri E.², Andrade E.R.A.², Castro J.S.L.², Mendonça T.S.², Machado L.B.², Levin L.K.², Pelosof A.G.², Machado R.M.P.², Sztokfisz C.Z.²

Poster Session

09:00 - 10:00 E-Poster Terminal 4
Exemplary Clinical Cases II
 Chairs: Marcel Vasile Tantau, Romania
 Peter Bossuyt, Belgium

09:00 - 09:10 CC087
DIAGNOSTIC CHALLENGES OF PERIANAL DISEASES: CROHN'S DISEASE OVERLAPPING PILONIDAL DISEASE OR MISDIAGNOSIS?
 Alves da Silva J.L.¹, Falcão D.¹, Guedes T.¹, Garrido M.², Caetano C.², Salgado M.², Rocha A.³, Pedroto I.², Lago P.²

09:10 - 09:20 CC088
SOLID SEROUS CYSTADENOMA OF THE PANCREAS - DIFFICULT ASSESSMENT BY EUS-FNA?
 Nunes G.¹, Pinto-Marques P.^{2,3}, Brito M.J.^{3,4}, Mendonça E.⁵, Barreiro P.³, Gargaté L.⁶

09:20 - 09:30 CC089
SELF EXPANDABLE ESOPHAGEAL METAL STENT FOR TREATMENT OF DYSPHAGIA AND TRACHEOESOPHAGEAL FISTULA DUE TO MIGRATED TRACHEAL STENT
 Markos P.¹, Iveković H.², Bilić B.², Rustemović N.²

09:30 - 09:40 CC090
LATERAL SPREADING TUMOUR ARISING IN AN INTERPOSED COLONIC SEGMENT
 Simões C.¹, Moura M.¹, Ferreira C.N.¹, Pignatelli A.², Ferreira C.², Rosa R.³, Freire J.P.³, Ribeiro L.C.¹, Tato Marinho R.¹

09:40 - 09:50 CC091
A CASE OF KLIPPEL-TRENAUNAY SYNDROME PRESENTING WITH SMALL BOWEL BLEEDING
 Farag A.¹, Wahba M.², El-Mazny A.³

09:50 - 10:00 CC092
METASTATIC CUTANEOUS CROHN'S DISEASE OF THE FACE - A SUCCESSFUL CASE TREATED WITH USTEKINUMAB
 Figueiredo L.M., Rafael M.A., Alexandrino G., Oliveira A.M., Martins A.

Poster Session

09:00 - 17:00 Poster Exhibition - Hall 7
Liver and Biliary II

P0693
EATING BEHAVIOR CORRECTION IN PATIENTS WITH NON-ALCOHOLIC FATTY LIVER DISEASE DEPENDING ON POLYMORPHISMS OF THE PPARG2 AND ADRB2 GENES
 Nikiforova Y., Fadieienko G.

P0694
A NEW METHOD OF TREATMENT FOR DECOMPENSATED LIVER CIRRHOSIS: ENDOSCOPIC ULTRASOUND-GUIDED TRANSGASTRIC, TRANSHEPATIC INTRAPORTAL AUTOLOGOUS BONE MARROW TRANSPLANTATION
 Wang F., Zheng S.

P0695
GENETICALLY MODIFIED HSCS STIMULATES LIVER REGENERATION AND COULD BE A NEW PERSPECTIVE APPROACH FOR DEVELOPMENT LIVER DISEASE TREATMENT ✨
 Zaikina E.I., Shafigullina A., Titova A., Garanina E., Mavlikeev M., Pevnev G., Gumerova A., Titova M., Rizvanov A., Kiyasov A.

P0696

THE EFFECT OF MESENCHYMAL STEM CELLS DERIVED MICROVESICLES TRANSPLANTATION ON LIVER REGENERATION AFTER PARTIAL HEPATECTOMY IN RATS

Shafigullina A., Gomzikova M., Titova A., Mavlikeev M., Barkov A., Kundakchyan G., Usmonova G., Bilyalov A., Gumerova A., Rizvanov A., Kiyasov A.

P0697

HUMAN DUODENAL SUBMUCOSAL GLANDS CONTAIN STEM CELLS WITH POTENTIAL FOR LIVER AND PANCREATIC REGENERATIVE MEDICINE

Cardinale V.¹, Carpino G.², Overi D.³, Safarikia S.⁴, Costantini D.⁵, Lu W.-Y.⁶, Riccioni O.³, Nevi L.⁵, Zhang W.⁷, Melandro F.⁸, Zizzari I.⁸, Moretti M.⁸, Chiappetta M.F.⁵, Nuti M.⁸, Maroder M.⁸, Berloco P.B.⁸, Forbes S.⁹, Reid L.⁷, Gaudio E.³, Alvaro D.¹⁰

P0698

FIBROSCAN AS A TOOL TO IMPROVE CARDIOVASCULAR DISEASE STRATIFICATION: TRUTH OR MYTH?

Magalhaes R.^{1,2,3}, Xavier S.^{1,2,3}, Magalhães J.^{1,2,3}, Marinho C.^{1,2,3}, Cotter J.^{1,2,3}

P0699

DIETARY INTAKE OF PHENOLIC ACIDS IS INVERSELY ASSOCIATED WITH LIVER STEATOSIS AND INSULIN RESISTANCE IN THE GENERAL POPULATION

Ivancovsky-Wajcman D.¹, Salomone F.², Fliss-Isakov N.³, Webb M.^{3,4}, Grosso G.², Godos J.², Gavalno F.², Shibolet O.^{3,4}, Kariv R.^{3,4}, Zelber-Sagi S.^{1,3}

P0701

RISK OF METABOLIC SYNDROME IN SUBJECTS WITH NORMAL ALANINE AMINOTRANSFERASE LEVEL: A POPULATION-BASED NATIONWIDE STUDY

Sohn Y.W.¹, Sohn W.², Cho J.-Y.³

P0702

VITAMIN E AND C INTAKE IS INVERSELY ASSOCIATED WITH LIVER DAMAGE IN PATIENTS WITH NON-ALCOHOLIC FATTY LIVER DISEASE

Ivancovsky-Wajcman D.¹, Fliss-Isakov N.², Salomone F.³, Webb M.^{2,4}, Shibolet O.^{2,4}, Kariv R.^{2,4}, Zelber-Sagi S.^{1,2}

P0703

PREVALENCE AND RISK FACTORS OF NONALCOHOLIC FATTY LIVER DISEASE IN A RURAL COMMUNITY OF SOUTH ASIA

Rahman M.M.¹, Kibria M.G.¹, Begum H.², Haque M.³, Sultana N.⁴, Akhter M.⁵, Rowshon A.⁶, Ahmed F.¹, Hasan M.⁷

P0704

HIGH PREVALENCE OF COLONIC ADENOMAS IN PATIENTS WITH NONALCOHOLIC FATTY LIVER DISEASE: ALGERIAN PROSPECTIVE STUDY

Amalou K.¹, Belghanem F.¹, Djamel K.², Bousselob A.¹, Tibouk A.³, Ararem I.³, Ghedada Y.⁴

P0705

RESULTS OF LIFE STYLE MODIFICATION ON WEIGHT LOSS AND FACTORS OF FAILURE IN NAFLD

Oustani M.¹, Khannoussi W.², Taiymi A.², El-Mekkaoui A.¹, Kharrasse G.³, Ismaili Z.⁴

P0706

OCTREOTIDE AMELIORATES ENDOPLASMIC RETICULUM DYSFUNCTION IN A NONALCOHOLIC STEATOHEPATITIS MICE MODEL

Gan C.^{1,2}, Zhao C.², Liu R.², Tang C.^{1,2}

P0707

FIRST REPORT ON THE DIFFERENCES BETWEEN NON-ALCOHOLIC FATTY LIVER DISEASE PATIENTS AND HEALTHY SUBJECTS BASED ON THE DUODENAL MICROBIOME

Gkolfakis P.¹, Leite G.², Tziatzios G.¹, Papanikolaou I.S.¹, Xirouchakis E.³, Panayiotides I.⁴, Karageorgos A.⁵, Villanueva Millan M.J.², Mathur R.², Weitsman S.², Dimitriadis G.D.¹, Giamarellos-Bourboulis E.J.⁵, Pimentel M.², Triantafyllou K.¹

P0708

NON-INVASIVE SCREENING OF ESOPHAGEAL VARICES: A MULTICENTER STUDY EVALUATING THE BAVENO CRITERIA AND PROPOSING AN ALTERNATIVE APPROACH

Protopapas A.¹, Mylopoulou T.², Papadopoulos V.², Vogiatzi K.², Goulis I.¹, Mimidis K.²

P0709

CHRONIC RENAL DISEASE AFTER THE FIRST EPISODE OF ACUTE KIDNEY INJURY IN CIRRHOTIC PATIENTS - A REALITY WE SHOULD KEEP IN MIND

Xavier S.^{1,2,3}, Monteiro S.^{1,2,3}, Magalhães J.^{1,2,3}, Marinho C.^{1,2,3}, Cotter J.^{1,2,3}

P0710

ESTIMATION OF GLOMERULAR FILTRATION RATE (GFR) IN CIRRHOTICS: EVALUATION OF EQUATIONS CURRENTLY USED IN CLINICAL PRACTICE AND VALIDATION OF ROYAL FREE HOSPITAL CIRRHOSIS GFR (GFR-RFH)

Protopapas A.¹, Papagiouvanni I.¹, Fragkou N.¹, Agorastou P.¹, Tzoumari T.¹, Vettas C.¹, Alevroudis E.², Notopoulos A.², Goulis I.¹

P0711

SOLUBLE CD163 IS ASSOCIATED WITH PORTAL HYPERTENSION AND PREDICTS SURVIVAL IN PATIENTS WITH HEPATITIS C AND ALCOHOL-INDUCED LIVER CIRRHOSIS

Gelman S.¹, Salteniene V.², Pranculis A.³, Kupcinskas L.⁴, Kupcinskas J.⁴

P0712

ENDOGENOUS MOTION OF THE LIVER CORRELATES WITH THE SEVERITY OF PORTAL HYPERTENSION

Gelman S.¹, Sakalauskas A.², Jurkonis R.², Lukosevicius A.², Kupcinskas L.³, Kupcinskas J.³

P0713

NON-INVASIVE SCREENING OF ESOPHAGEAL VARICES - IS IT TIME TO EXPAND THE BAVENO VI CRITERIA?

Alexandrino G.¹, Dias Domingues T.², Figueiredo L.M.¹, Rafael M.A.¹, Costa M.N.³, Carvalho R.⁴, Folgado Alberto S.⁴, Martins A.⁴

P0714

LONG-TERM EFFECT ON HEPATIC RESIDUAL FUNCTION AFTER SIMULTANEOUSLY COMBINED BALLOON-OCCLUDED RETROGRADE TRANSVENOUS OBLITERATION WITH PARTIAL SPLENIC EMBOLIZATION FOR GASTRIC VARICES

Waguri N., Osaki A., Yakubo S., Watanabe Y., Sato M.

P0715

PLATELET INDICES REFLECT DYNAMIC CHANGES IN EXTRACELLULAR MATRIX. THE OBSERVATION OF ALCOHOLIC LIVER CIRRHOSIS AND NON-ALCOHOLIC FATTY LIVER DISEASE PATIENTSMichalak A.¹, Guz M.², Kozicka J.², Cybulski M.², Kasztelan-Szczerbinska B.¹, Rycyk A.¹, Cichoż-Lach H.¹

P0716

RED BLOOD CELL DISTRIBUTION WIDTH AND ITS DERIVATIVES AS PREDICTORS OF FIBROSIS AND CLINICAL OUTCOME IN ALCOHOLIC LIVER CIRRHOSIS AND NON-ALCOHOLIC FATTY LIVER DISEASE PATIENTSMichalak A.¹, Guz M.², Kozicka J.¹, Cybulski M.², Kasztelan-Szczerbinska B.¹, Cichoż-Lach H.¹

P0718

AN INSUFFICIENT PORTOSYSTEMIC PRESSURE GRADIENT REDUCTION AFTER TRANSJUGULAR INTRAHEPATIC PORTOSYSTEMIC SHUNT IS ASSOCIATED WITH INCREASED RISK OF VARICEAL REBLEEDINGWang X.¹, Zhu Y.¹, Yang J.¹, Yan Y.², Luo X.¹, Yang L.¹

P0717

EFFICACY AND SAFETY OF ANTICOAGULANT TREATMENT IN PORTAL VEIN THROMBOSIS ASSOCIATED WITH CIRRHOSIS: RESULTS OF A COHORT OF 43 PATIENTSOuldougam R.¹, Zemmouchi S.¹, Chikhi Y.¹, Lounes F.¹, Faraoune S.², Cheraitia S.¹, Kouihl W.¹, Benmaouche F.¹, Lahcene M.¹

P0719

LIVER STIFFNESS MEASURED BY SHEAR WAVE ELASTOGRAPHY FOR PREDICTING ESOPHAGEAL VARICES IN PATIENTS WITH HEPATITIS B VIRUS RELATED CIRRHOSIS

Yan Y., Xing X., Yang L., Yang J.

P0720

INFECTION AS A PREDICTOR OF MORTALITY IN PATIENTS WITH DECOMPENSATED LIVER CIRRHOSIS: EXPLORING THE RELATIONSHIP TO SEVERITY OF LIVER FAILUREBozin T.¹, Madir A.¹, Miletic M.¹, Trkulja V.², Grgurevic I.^{1,3}

P0721

LIRER SCORE - A NEW PROGNOSTIC TOOL IN HEPATIC CIRRHOSIS DECOMPENSATIONFreitas M.^{1,2,3}, Xavier S.^{1,2,3}, Magalhães R.^{1,2,3}, Magalhães J.^{1,2,3}, Marinho C.^{1,2,3}, Cotter J.^{1,2,3}

P0722

SURGICAL RISK ASSESSMENT IN CIRRHOSIS

Frias Gomes C., Morão B., Neto C., Barjas E., Ferreira A., Cravo M.

P0723

E-CADHERIN AND ITS TRANSCRIPTIONAL REGULATORS IN ASSESSING CHRONIC HEPATITIS C VIRUS ACTIVITY AND CO-MORBIDITIESHassan M.¹, El-Ahwany E.¹, Aboushousha T.², Khalil H.², Montasser A.², Abu-Taleb H.³, Elzallat M.¹, El-Talkawy M.⁴, Zoheiry M.¹

P0724

CAN SPLEEN STIFFNESS MEASUREMENT REPLACE THE UPPER ENDOSCOPY TO PREDICT OESOPHAGEAL VARICES IN CHRONIC LIVER DISEASE B? ✦Mnif L.¹, Hachicha S.¹, Hela G.², Boudabous M.¹, Chtourou L.¹, Amouri A.¹, Tahri N.¹

P0725

DIRECT ACTING ANTIVIRAL TREATMENT DECREASES INHIBITORY TIM-3 IMMUNE CHECKPOINT RECEPTOR EXPRESSION ON NK CELLS IN PATIENTS WITH CHRONIC HCV HEPATITISPar G.¹, Szereday L.², Meggyes M.², Berki T.³, Miseta A.⁴, Farkas N.⁵, Par A.¹

P0726

MOLECULAR CHARACTERIZATION OF GENOTYPIC PROFILE OF HEPATITIS D VIRUS IN LIBYAElzouki A.-N.¹, Elzouki I.², Elahmer O.³, Bashir S.⁴

P0727

HEPATITIS C PATIENTS WITH SUBSTANCE MISUSE ATTEND AND ENGAGE BETTER WITH A COMMUNITY-BASED OUTREACH CLINIC COMPARED TO A TRADITIONAL HOSPITAL-BASED CLINIC

Phillips C., Yusuf A.

P0728

HEPATITIS B VIRUS INFECTION - IS MIGRATION STATUS A RISK FACTOR?Gauci J.¹, Grima M.A.², Zahra G.², Galea K.², Barbara C.², Ellul P.²

P0729

DETERMINATION OF LIVER FIBROSIS BY BIOCHEMICAL SCORES IN COMPARISON TO TRANSIENT ELASTOGRAPHY IN PATIENTS WITH CHRONIC HEPATITIS C - A PORTUGUESE REAL LIFE COHORTFigueiredo L.M.¹, Dias Domingues T.², Rafael M.A.¹, Alexandrino G.¹, Carvalho R.³, Costa M.N.⁴, Martins A.³

P0731

IMPROVEMENT OF SEROLOGICAL MARKERS OF FIBROSIS IN PATIENTS WITH CHRONIC HEPATITIS TREATED WITH DIRECT ACTION ANTIVIRALS

Fernandez Alvarez P., Barranco Castro D., Guerra Veloz M.F., Cordero Ruiz P., Bellido Muñoz F., Caunedo Alvarez A., Carmona Soria I.

P0732

EFFECTS OF HCV ERADICATION ON CARDIAC FUNCTION IN PATIENTS WITH CIRRHOSIS: INITIAL RESULTS FROM A COHORT STUDYChiricuta A.¹, Voiosu A.M.², Doha I.³, Voiosu T.A.², Bengus A.⁴, Mateescu B.R.⁵

P0733

ASSESSMENT OF CARDIAC FUNCTIONS BEFORE AND AFTER TREATMENT OF EGYPTIAN CHRONIC HEPATITIS C PATIENTS USING DIRECTLY ACTING ANTIVIRALSTalkhan M.¹, Hamdy K.², El Kilany H.², Safwat E.², Mohammed H.G.², Dawod A.²

P0734

HEPATITIS C ELIMINATION IN THE NETHERLANDS (CELINE): A NATIONWIDE STUDY RETRIEVING LOST TO FOLLOW-UP CHRONIC HEPATITIS C PATIENTS

Isfordink C.^{1,2}, van Dijk M.³, Brakenhoff S.M.⁴, Arends J.E.⁵, van Hoek B.⁶, de Knecht R.J.⁴, van der Valk M.², Drenth J.P.H.³, on Behalf of the HepNed Study Group

P0735

RECURRENCE OF HEPATOCELLULAR CARCINOMA IN CHRONIC HEPATITIS C PATIENTS TREATED WITH DIRECT ACTING ANTIVIRAL AGENTS (DAAS): A SINGLE CENTER EXPERIENCE

Kohla M.¹, El-Azab G.², Allam M.², Assem M.², Omar Y.³

P0736

HCV MICROELIMINATION: INTERVENTIONAL STUDY IN DIAGNOSED PATIENTS WITHOUT ACCESS TO THE SYSTEM (TWO PHASE STUDY)

del Pino Bellido P., Guerra Veloz M.F., Cordero Ruiz P., Bellido Muñoz F., Caunedo Alvarez A., Carmona Soria I.

P0737

HBEAG-NEGATIVE CHRONIC HBV INFECTION: IS HBSAG QUANTIFICATION HIGHER THAN 1000 IU/ML INFLUENTIAL IN THE PROGNOSIS?

Santos A.L.^{1,2,3}, Cardoso H.^{2,3,4}, Coelho R.^{1,2,3}, Marques M.^{2,3,5}, Macedo G.^{1,2,3}

P0738

SCHEDULED SUSPENSION OF ANTIVIRAL THERAPY IN SELECTED CASES OF CHRONIC B HEPATITIS: HIGH SUSTAINED RESPONSE AND HBSAG LEVELS REDUCTION

Santos A.L.^{1,2,3}, Cardoso H.^{2,3,4}, Macedo G.^{1,2,3}

P0739

LONG-TERM IMPACT OF DIRECT-ACTING ANTIVIRALS IN PATIENTS WITH HEPATITIS C AND ADVANCED FIBROSIS

Barranco Castro D., Fernández Álvarez P., Guerra Veloz M.F., Cordero Ruiz P., Bellido Muñoz F., del Pino Bellido P., Lorenzo González L., Caunedo Álvarez Á., Carmona Soria M.I.

P0740

HEPATITIS C SCREENING IN HOSPITALIZED SUBJECTS. A PROSPECTIVE STUDY IN THE VENETIAN AREA (NORTH-EAST OF ITALY)

Caroli A.¹, Franceschet I.¹, Forti A.², Girardi L.¹, Pozzan C.¹, Cappuccio R.¹, Checchin D.¹, Lamboglia F.¹, Scarparo C.³

P0741

THE RETREATMENT EFFICACY OF ALL-ORAL DIRECT ANTIVIRAL THERAPY FOR PATIENTS WITH HEPATITIS C VIRUS INFECTION

Mawatari S., Kasai A., Taniyama O., Ijuin S., Sakae H., Tabu K., Oda K., Kumagai K., Ido A.

P0742

THE GLOBE SCORE IN ASSESSING PROGNOSIS OF PRIMARY BILIARY CHOLANGITIS WITH CONCOMITANT SJOGREN'S SYNDROME

Ayari M., Ayadi S., Belhadjmabrouk E., Zaimi Y., Said Y., Mouelhi L., Debbeche R.

P0743

ADD-ON STATINS IMPROVE RESPONSE TO URSODEOXYCHOLIC ACID IN PATIENTS WITH PRIMARY BILIARY CHOLANGITIS

Higuera-de la Tijera F.¹, Díaz-Castro M.A.¹, Servin-Caamaño A.²

P0744

PHENOTYPIC AND GENETIC SPECTRUM OF ABCB4 GENE DEFICIENCY IN ADULT PATIENTS: A CASE SERIES

Falcão D., Pedroto I., Moreira T.

P0745

QUANTITATIVE SERUM AND BILIARY PROTEOMICS AS MARKERS FOR SCREENING AND DIAGNOSIS OF PRIMARY SCLEROSING CHOLANGITIS

Färkkilä M.A.¹, Saraswat M.², Tohmola T.², Joenväärä S.², Tenca A.³, Arola J.⁴, Renkonen R.⁵

P0746

ISOLATED ELEVATION OF ANTIMITOCHONDRIAL ANTIBODIES (AMA): PERSONALIZED FOLLOW-UP ACCORDING TO THE RISK OF PROGRESSION

Jardim Carvao J.L.¹, Magno Pereira V.¹, Abreu N.¹, Abreu I.², Sousa Andrade C.¹, Jasmins L.¹

P0747

MANAGEMENT OF PRIMARY BILIARY CHOLANGITIS: EXPERIENCES FROM A DISTRICT GENERAL HOSPITAL

Leow K., Agbna M., Yusuf A., Alfred S., Neal D., Jeevagan A., Mayhead P.

P0749

DONOR-RECIPIENT GENDER AND AGE MATCHING IMPACT IN DE NOVO NEOPLASMS AFTER LIVER TRANSPLANTATION

Shalaby S.¹, Taborelli M.², D'Arcangelo F.¹, Zanetto A.¹, Ferrarese A.¹, Becchetti C.¹, Sciarrone S.¹, Pellone M.¹, Gambato M.¹, Germani G.¹, Senzolo M.¹, Russo F.P.¹, Boccagni P.³, Zanus G.³, Cillo U.³, Piselli P.⁴, Serraino D.², Burra P.¹, Gruppo di Studio Immunosoppressione e Tumori - Italian Transplant and Cancer Cohort Study

P0750

ANGIOTENSIN II RECEPTOR BLOCKERS MIGHT BE PROTECTIVE AGAINST NON-ALCOHOLIC FATTY LIVER DISEASE AFTER LIVER TRANSPLANTATION

Eshraghian A.¹, Nikeghbalian S.², Malek-Hosseini S.A.²

P0751

THE EFFECT OF BASILIXIMAB INDUCTION WITH REDUCED TACROLIMUS EXPOSURE ON MEASURED GFR AFTER LIVER TRANSPLANTATION: A REAL-LIFE EXPERIENCE

Barten T.¹, Cederborg A.², Norén Å.³, Castedal M.³, Herlenius G.³, Bennet W.³, Lindkvist B.⁴, Marschall H.-U.⁵, Åberg F.³

P0752

THE ROLE OF ALCOHOLIC LIVER DISEASE AS RISK FACTOR FOR THE DEVELOPMENT OF DE NOVO METABOLIC SYNDROME AFTER LIVER TRANSPLANTATION: A PROSPECTIVE LONGITUDINAL STUDY

Becchetti C.¹, Ferrarese A.², Zanetto A.², Sciarrone S.S.², Shalaby S.³, Pellone M.⁴, Senzolo M.⁴, Russo F.P.⁵, Gambato M.², Bassi D.⁶, Cillo U.⁷, Burra P.⁸, Germani G.²

P0753

THE APPROPRIATENESS OF MRCP REQUESTS TO INVESTIGATE SUSPECTED COMMON BILE DUCT STONES - SINGLE CENTRE CLINICAL AUDIT

Tryliskyy Y.^{1,2}, Sobczak E.¹, Ghimire N.¹, Lai G.J.³, Mlotshwa M.¹

P0755

[¹¹C]CHOLINE AS A NOVEL PET/CT BIOMARKER OF LIVER CIRRHOSIS: A PROSPECTIVE PILOT STUDY

Gingold-Belfer R.^{1,2}, Bernstine H.B.^{2,3}, Groshar D.^{2,3}, Boltin D.^{1,4}, Sapoznikov B.⁵, Goren I.^{1,2}, Weiss A.^{6,7}, Schmilovitz-Weiss H.^{5,7}

P0756

EVALUATION OF HEPATIC FIBROSIS ASSESSED BY SEROLOGICAL MARKERS AND SHEAR WAVE ELASTOGRAPHY: PILOT STUDY

Fernandez Alvarez P.¹, Cadena Herrera M.L.², Valladolid León J.M.¹, Guerra Veloz M.F.³, Cordero Ruiz P.¹, Bellido Muñoz F.¹, Caunedo Alvarez A.¹, Carmona Soria I.¹

P0757

FIBROSIS SCREENING IN PATIENTS WITH NAFLD USING A SIMPLE POINT SHEAR WAVE ELASTOGRAPHY TECHNIQUE

Bâldea V., Mare R., Şirli R., Popescu A., Sporea I.

P0758

INTRA- AND INTEROPERATOR REPRODUCIBILITY OF A TIME HARMONIC ELASTOGRAPHY AND THE IMPACT OF ULTRASOUND EXPERIENCE IN ACHIEVING RELIABLE RESULTS

Moga T.V.¹, Lupusoru R.², Sporea I.², Popescu A.³, Popa A.⁴, Zschätzsch A.⁵, Enumla M.², Sirli R.L.D.³, Danila M.V.², Foncea C.G.², Cotrau R.⁶, Tzschätzsch H.⁷, Schlesinger A.⁸, Sack I.⁹

P0759

DIAGNOSTIC ACCURACY OF A POCKET-SIZE ULTRASOUND DEVICE IN IDENTIFYING LIVER SURFACE NODULARITY FOR FIBROSIS STAGING IN CHRONIC LIVER DISEASE

Costantino A.¹, Piagnani A.², Maggioni M.³, Donato F.³, Lampertico P.⁴, Vecchi M.², Fraquelli M.³

P0760

2D-SHEAR WAVE ELASTOGRAPHY WITH ESAOTE (QELAXTO) COMPARED TO 2D-SHEAR WAVE ELASTOGRAPHY WITH AIXPLORER SUPERSONIC IMAGINE (SSI) FOR THE ASSESSMENT OF LIVER STIFFNESS IN PATIENTS WITH LIVER DISEASES

Garcovich M.¹, Riccardi L.¹, Funaro B.², Rando M.M.³, Ainora M.E.⁴, Zocco M.A.⁵, Gasbarrini A.⁶, Pompili M.¹

P0761

EARLY DETECTION OF CARDIOMYOPATHY IN PATIENTS WITH LIVER CIRRHOSIS USING MYOCARDIAL STRAIN IMAGING AND ITS CORRELATION TO LIVER STIFFNESS AND SEVERITY OF LIVER DISEASE - A PILOT STUDY

Razpotnik M.¹, Bota S.¹, Wimmer P.², Hackl M.², Lesnik G.³, Alber H.², Peck-Radosavljevic M.¹

P0762

THE POTENTIAL OF RIGHT HEPATIC VEIN DIAMETER AS SENSITIVE MARKER FOR LIVER REMODELING IN PATIENTS WITH VIRUS C RELATED CIRRHOSIS WHO HAVE ACHIEVED SUSTAINED VIROLOGIC RESPONSE AFTER THE ADMINISTRATION OF DIRECT-ACTING ANTIVIRALS TREATMENT

Mihai F.¹, Singear A.M.², Sfarti C.³, Negru D.¹, Trifan A.-V.⁴

P0763

HEPATIC PORTAL VENOUS GAS: ITS CLINICAL FEATURES AND OPTIMAL MANAGERMENTS

Osuga T.¹, Gonda M.¹, Ikura Y.², Hasegawa K.¹, Nakashima T.¹

P0765

BUDD-CHIARI SYNDROME: WHICH EPIDEMIOLOGIC PROFILE? A MOROCCAN EXPERIENCE

Bouhnoun Z.¹, Hakima A.², Lahmidani N.³, El yousfi M.⁴, dafrallah B.⁵, El Abkari M.⁶, IBRAHIM A.¹, Nourdin A.⁷

P0766

EFFICIENCY GAINS ASSOCIATED WITH A NEW CHRONIC HEPATITIS C TREATMENT PARADIGM IN PORTUGAL

Peixe P.¹, Aragao F.², Calinas F.³, Martins A.⁴, Marques N.⁵, Pedroto I.⁶, Serejo F.⁷, Valente C.⁸

P0767

ESTIMATING PROPORTION OF CIRRHOSIS AND HEPATOCELLULAR CARCINOMA ATTRIBUTABLE TO HEPATITIS B AND C IN CLINICAL CENTRES IN SOFIA (BULGARIA) AND LISBON (PORTUGAL) - RESULTS FROM A EUROPEAN PILOT

Simões C.¹, Simonova M.², Mardh O.³, Duffell E.³, Quinten C.³, Pavlova S.², Hadzhiolova T.², Katzarov K.², Cortez-Pinto H.¹

P0768

A RETROSPECTIVE ANALYSIS OF NAFLD REFERRALS TO A PORTUGUESE TERTIARY HOSPITAL

Alves da Silva J.L.¹, Falcão D.¹, Guedes T.¹, Garrido M.¹, Maia L.², Raquel da Silva Moreira T.³, Ferreira J.M.¹, Pedroto I.⁴

P0769

FIBROBLAST GROWTH FACTOR 19 STIMULATION BY THE FARNESOID X RECEPTOR AGONIST EYP001 IN HUMAN ILEAL EXPLANTS

Sadiq F.^{1,2}, Radreau-Pierini P.³, Darteil R.³, Scalfaro P.³, Meldrum E.³, Vonderscher J.³, Walters J.R.F.¹

P0770

THE INFLUENCES OF EST AND ANTIBIOTIC TREATMENT ON THE BILIARY MICROBIOTA OF CHOLEDOCHOLITHIASIS PATIENTS

Shen H.¹, Ye F.², Zhang X.¹

P0771

THE INVESTIGATION OF THERAPEUTIC IMPLICATIONS OF MAST CELL STABILIZER CROMOLYN SODIUM ON CHOLESTASIS AND CHOLESTATIC PRURITIS IN BILE DUCT LIGATION MODEL OF EXPERIMENTAL CHOLESTASIS

Yurdakul Ertan H.¹, Ozbakis Dengiz G.², Barut F.³, Hussen S.U.⁴, Ustundag Y.⁵, Can M.⁶, Yilmaz Ürün Y.⁵

P0772

UTILITY OF SEHCAT SCAN IN EVALUATION OF CHRONIC DIARRHEA

Nigam G., Bhandare A.P., Trimarco L., Sharma R.K.

P0773

THE IMPORTANCE OF 24 BILE ACIDS IN LIVER BILE OF BENIGN AND MALIGNANT BILIARY STENOSIS

Rejchrt S.¹, Hroch M.², Repak R.¹, Fejfar T.¹, Douda T.¹, Peterova E.^{1,2}, Bures J.¹

P0774

REAL-TIME DEEP IMAGING OF BILIARY EXCRETION TO THE INTESTINAL TRACT BY USING NEAR-INFRARED PHOSPHORS

Umezawa M.¹, Yoshida M.¹, Kamimura M.^{1,2}, Soga K.^{1,2}

P0775

THE BILE ACID AGONIST TGR5 INDUCES INTESTINAL GROWTH IN A GLP-2 DEPENDENT MANNER AND AMELIORATES INTESTINAL INJURY IN MICEHunt J.¹, Billeschou A.¹, Ullmer C.², Hartmann B.¹, Holst J.J.^{1,3}, Kissow H.¹

P0776

COMPARISON OF THE CLINICAL OUTCOMES OF SUPRAPAPILLARY AND TRANSPAPILLARY STENT INSERTION IN UNRESECTABLE CHOLANGIOCARCINOMA WITH BILIARY OBSTRUCTIONShin J.¹, Park J.-S.², Jeong S.³, Lee D.-H.⁴

P0777

A POSITIVE LYMPH NODE RATIO-BASED NOMOGRAM STAGING SYSTEM TO PREDICT CANCER-SPECIFIC SURVIVAL FOR PATIENTS WITH RESECTED GALLBLADDER CANCERYan Y., Mao K., He C., Zhang J., Wang J., Xiao Z.

P0778

SUFFICIENT TISSUE ACQUISITION RATE OF PERORAL CHOLANGIOSCOPY-GUIDED FORCEPS BIOPSYOnoyama T., Takeda Y., Yamashita T., Hamamoto W., Sakamoto Y., Koda H., Kurumi H., Matsumoto K., Isomoto H.

P0779

EFFECTS OF SARCOPENIA AND BACKGROUND FACTORS ON ELDERLY BILIARY CANCER PATIENTS RECEIVING CHEMOTHERAPYMeguro K.¹, Hosono K.², Watanabe S.¹, Nakajima A.³

P0780

DEVELOPMENT OF A BILIARY MULTI-HOLE SELF-EXPANDABLE METALLIC STENT FOR BILE TRACT DISEASESKobayashi M.

P0781

PERORAL SINGLE OPERATOR CHOLANGIOSCOPY FOR INDETERMINATE BILIARY STRICTURES IN CLINICAL PRACTICE OF A TERTIARY REFERRAL CENTER: INSUFFICIENT DIAGNOSTIC ACCURACY AND A LIMITED CLINICAL IMPACTde Vries B.¹, van der Heide F.¹, ter Steege R.², Koornstra J.J.³, Buddingh K.T.⁴, Gouw A.⁵, Weersma R.K.¹

P0782

ROLE OF PERORAL CHOLANGIOSCOPY FOR DIAGNOSIS AND STAGING OF BILIARY TUMORSMorais R.¹, Santos S.², Gaspar R.¹, Rodrigues-Pinto E.¹, Vilas-Boas F.¹, Pereira P.¹, Macedo G.¹

P0783

DIGITAL CHOLANGIOSCOPIC INTERPRETATION: WHEN NORTH MEETS THE SOUTHKahaleh M.¹, Gaidhane M.², Raijman I.³, Tyberg A.⁴, Sethi A.⁵, Slivka A.⁶, Adler D.G.⁷, Sejpal D.V.⁸, Shahid H.¹, Sarkar A.¹, Martins F.⁹, Bertani H.¹⁰, Tarnasky P.¹¹, Gress F.¹², Gan I.¹³, Ardengh J.C.¹⁴, Kedia P.¹¹, Arnelo U.¹⁵, Jamidar P.¹⁶, Shah R.J.¹⁷, Robles-Medrande C.¹⁸

P0784

TREATMENT OUTCOME OF ENDOSCOPIC PAPILLECTOMY ON AMPULLARY TUMORS WITH HIGH-GRADE ADENOMA OR EARLY ADENOCARCINOMAKim M.K.¹, Chung K.H.², Paik W.H.¹

Poster Session

09:00 – 17:00

Poster Exhibition - Hall 7

Pancreas II

P0785

9-(N-METHYL-L-ISOLEUCINE)-CYCLOSPORIN A (NIM811) REDUCE THE SEVERITY OF ACUTE PANCREATITIS VIA INHIBITION OF THE MITOCHONDRIAL TRANSITION PORETóth E.^{1,2}, Maléth J.^{1,3}, Závogyán N.¹, Erdős R.¹, Bálint E.R.⁴, Rakonczay Z.J.⁴, Venglovecz V.⁵, Hegyi P.^{2,6}

P0786

NOCICEPTIN RECEPTORS AS A NOVEL TARGET FOR THE TREATMENT IN ACUTE PANCREATITISTarasiuk A., Fichna J.

P0787

THE FUNCTION OF CFTR CL- CHANNEL IN THE EXOCRINE/ENDOCRINE PANCREAS UNDER PATHOLOGICAL CONDITIONSÉbert A.¹, Tóth E.², Stefán G.¹, Khan D.³, Kelly C.³, Hegyi P.^{2,4,5}, Venglovecz V.¹

P0788

AZATHIOPRINE AND 5-AMINOSALICYLIC ACID IMPAIR DUCTAL EPITHELIAL TRANSPORTER FUNCTIONS IN MICETél B.^{1,2}, Nám J.², Hegyi P.³, Veres G.⁴, Pallagi P.²

P0789

VX-770 AND VX-809 RESTORE THE ALCOHOL-INDUCED CFTR EXPRESSION DEFECT IN PANCREATIC DUCTAL CELLSGrassalkovich A.^{1,2}, Maléth J.³, Tóth E.¹, Madácsy T.³, Rakonczay Jr. Z.⁴, Venglovecz V.², Hegyi P.^{1,5}

P0790

PITFALLS IN AR42J-MODEL OF CERULEIN-INDUCED ACUTE PANCREATITISHollenbach M., Sonnenberg S., Sommerer I., Lorenz J., Mössner J., Hoffmeister A.

P0791

GLYOXALASE-I IS UPREGULATED IN ACUTE CERULEIN-INDUCED PANCREATITIS: A NEW MECHANISM IN PANCREATIC INFLAMMATION?Hollenbach M., Sonnenberg S., Sommerer I., Lorenz J., Mössner J., Hoffmeister A.

P0792

FEATURES OF HYPERTRIGLYCERIDEMIA-INDUCED ACUTE PANCREATITIS FROM A GLOBAL MULTICENTER COHORT STUDY OF 22 CENTERS (APPRENTICE)Archibugi L.¹, Pothoulakis I.², Papachristou G.I.³, Capurso G.⁴, APPRENTICE Study Group

P0793

A BEDSIDE SCORE PREDICTING COMMON BILE DUCT STONE IN PATIENTS WITH ACUTE BILIARY PANCREATITISKhoury T.¹, Kadah A.², Mari A.³, Mahamid M.⁴, Sbeit W.⁵

P0794

INFECTED PANCREATIC NECROSIS IN THE COURSE OF SEVERE ACUTE PANCREATITIS: CAN WE PREDICT CATHETER DRAINAGE FAILURE AND NEED FOR ADDITIONAL NECROSECTOMY?Garret C.¹, Douillard M.², Pere M.¹, Frampas E.¹, Legros L.³, Pillay Arnachellum R.⁴, LeRhun M.¹, Archambeaud I.¹, Peron M.¹, Gournay J.¹, Regenet N.¹, Reignier J.¹, David A.¹, Coron E.⁵

P0795

REDEFINING THE ROLE OF ANTIBIOTICS IN INFECTED PANCREATIC NECROSIS DURING SEVERE ACUTE PANCREATITIS: AN OBSERVATIONAL STUDY OF 137 MICROBIOLOGICAL SAMPLES

Garret C.¹, Coron E.², Corvec S.¹, Lascarrou J.-B.¹, Le Thuaut A.¹, Regenet N.¹, Peron M.³, Douane F.¹, LeRhun M.¹, Archambeaud I.⁴, Boutoille D.¹, Reigner J.¹, Canet E.¹

P0796

THE PROGNOSTIC ROLE OF FATTY LIVER DISEASE IN ACUTE PANCREATITIS: A META-ANALYSIS

Váncsa S.¹, Szakács Z.¹, Hegyi P.¹, Erőss B.¹, Németh D.¹, Pár G.², on Behalf of the Hungarian Pancreatic Study Group

P0797

LOCAL ADMINISTRATION OF ANTIBIOTICS THROUGH NASOCYSTIC CATHETER FOR THE TREATMENT OF INFECTED PANCREATIC NECROSIS (IPN)

de la Iglesia-García D.^{1,2}, Lariño-Noia J.^{1,2}, González J.³, Lopez-Díaz J.^{1,2}, Macías-García F.^{1,2}, Alvarez-Castro A.^{1,2}, Mejuto-Fernandez R.^{1,2}, Quiroga-Castiñeira A.^{1,2}, Mauriz-Barreiro V.^{1,2}, Jardi-Cuadrado A.^{1,2}, Iglesias-García J.^{1,2}, Dominguez-Muñoz J.E.^{1,2}

P0799

ALCOHOL CONSUMPTION AND SMOKING SYNERGIZE WITH EACH OTHER AND INCREASE THE RISK OF LOCAL COMPLICATIONS AND SEVERITY IN ACUTE PANCREATITIS

Szentesi A.^{1,2}, Gyömbér Z.², Parniczky A.^{1,3}, Vincze Á.⁴, Izbéki F.⁵, Hamvas J.⁶, Varga M.⁷, Gódi S.⁸, Gede N.¹, Sallinen V.⁹, Farkas H.¹⁰, Török I.¹⁰, Góg C.¹¹, Szentkereszty Z.¹², Pécsi D.¹, Varjú P.¹, Talas D.², Németh B.², Szepes Z.², Takács T.², Hegyi P.^{1,2,13}, on Behalf of the Hungarian Pancreatic Study Group

P0800

ENDOSCOPIC TRANSGASTRIC DRAINAGE AND NECROSECTOMY FOR WALLED-OFF PANCREATIC NECROSIS HAS BENEFICIAL LONG-TERM OUTCOMES

Bartholdy A.¹, Hadi A.², Werge M.³, Schmidt P.N.⁴, Feldager E.⁵, Gluud L.L.¹, Novovic S.¹

P0801

PROGNOSIS OF ACUTE PANCREATITIS ASSOCIATED WITH HIGH SERUM TRIGLYCERIDES MANAGED IN A TERTIARY CENTER OF GASTROENTEROLOGY

Bunduc S.^{1,2}, Covasa L.¹, Iacob R.A.^{1,2}, Gheorghe C.^{1,2}

P0802

LEFT VENTRICULAR ASSIST DEVICE (LVAD) USE IS ASSOCIATED WITH ACUTE PANCREATITIS: A MULTICENTER RETROSPECTIVE COHORT

Corral J.E.¹, Yarlagadda B.², Vemireddy L.P.², Kroner P.T.³, Goswami R.M.², Raimondo M.², Bi Y.²

P0803

SERUM TRIGLYCERIDE LEVEL DOSE-DEPENDENTLY ELEVATES THE RISK OF LOCAL OR SYSTEMIC COMPLICATIONS IN ACUTE PANCREATITIS: A MULTICENTER INTERNATIONAL COHORT ANALYSIS OF 716 PATIENTS

Mosztbacher D.^{1,2}, Farkas N.³, Hanák L.³, Parniczky A.^{2,4}, Vincze Á.⁵, Pécsi D.^{2,5}, Szabó I.⁵, Márta K.², Huszár O.⁶, Szűcs Á.⁶, Szentesi A.^{2,7}, Hegyi P.^{2,7}, Hungarian Pancreatic Study Group

P0804

MUTATIONS IN THE 5' UPSTREAM REGION OF CHYMOTRYPSINOGEN C GENE ARE NOT ASSOCIATED WITH CHRONIC PANCREATITIS

Nemeth B.^{1,2}, Madarász R.¹, Nagy A.¹, Sándor M.¹, Takács T.¹, Farkas Jr. G.³, Izbéki F.⁴, Czakó L.¹, Szmola R.⁵, Gervain J.⁴, Gódi S.⁶, Szentesi A.^{1,7}, Szűcs Á.⁸, Sahin-Tóth M.^{9,10}, Hegyi P.^{1,2,7}, Hungarian Pancreatic Study Group

P0805

CHARACTERIZATION OF THE PATHOMECHANISM OF SMOKE-INDUCED PANCREATIC DAMAGE

Pallagi P.¹, Talas D.¹, Darvasi E.¹, Venglovecz V.², Tóth E.¹, Madacsy T.¹, Varga A.¹, Toth K.¹, Schnúr A.¹, Maléth J.³, Csekő K.⁴, Csupor D.⁵, Helyes Z.⁴, Rakonczay Z.⁶, Hegyi P.^{1,7}

P0806

THE GUT MICROBIOTA CAN COMPENSATE ENZYMATIC ACTIVITY IN PATIENTS WITH PANCREATIC EXOCRINE INSUFFICIENCY

Oliver L.¹, Fort E.², Ramió-Pujol S.¹, Bahí A.³, Puig C.³, Llíros M.³, Serra-Pagès M.¹, Garcia-Gil J.^{1,4}, Aldeguer X.^{1,2,3}

P0808

ROLE OF COMMON CASR VARIANTS IN CHRONIC PANCREATITIS

Takács A.¹, Szentesi A.^{1,2}, Farkas Jr G.³, Izbéki F.⁴, Erőss B.¹, Czakó L.², Vincze A.⁵, Hegyi P.^{1,2,6}, Sahin-Tóth M.⁷, Hegyi E.¹, Hungarian Pancreatic Study Group

P0809

ASSOCIATION BETWEEN ENDOSCOPIC ULTRASONOGRAPHY FINDINGS AND PATHOLOGY/BLOOD BIOCHEMICAL FINDINGS IN CHRONIC PANCREATITIS

Itoh T., Akao J., Kinoshita F., Otsuka N., Nagao K., Tahara J., Takayama Y., Shimizu K., Tokushige K.

P0810

WHAT IS THE OPTIMAL MANAGEMENT OF PARADUODENAL PANCREATITIS? SURGERY IS ASSOCIATED WITH HIGHER INCIDENCE OF DIABETES BUT SIMILAR QUALITY OF LIFE AND PAIN CONTROL

Balduzzi A.¹, Marchegiani G.², Andrianello S.², Romeo F.³, Amodio A.⁴, de Pretis N.⁵, Malleo G.⁶, Frulloni L.⁷, Salvia R.², Bassi C.⁴

P0812

CHRONIC PANCREATITIS IS ASSOCIATED WITH INCREASED CARDIOVASCULAR MORTALITY: A POPULATION-BASED ANALYSIS

Syed A.^{1,2}, Thakkar S.³, Sandhu D.⁴, Dhawan M.¹, Mitre M.¹, Kulkarni A.¹, Farah K.¹, Morrissey S.¹, Dulai P.⁵, Kochhar G.⁶

P0813

QUALITY OF LIFE ASSESSMENT IN PATIENTS WITH PANCREATIC DISORDERS AND EXOCRINE INSUFFICIENCY RECEIVING ENZYME REPLACEMENT THERAPY

Kovacheva-Slavova M., Genov J., Golemanov B., Vladimirov B.

P0814

ATTAINING MORE THAN 90% PANCREATIC STONE DISINTEGRATION RATE BY USING A NEW THIRD-GENERATION SHOCKWAVE LITHOTRIPTER WITH ADDITIONAL ENDOSCOPIC LITHOTOMY

Ito K.¹, Okano N.², Kishimoto Y.¹, Takuma K.², Hara S.², Iwasaki S.³, Yoshimoto K.², Yamada Y.², Watanabe K.², Kimura Y.², Igarashi Y.³

P0815

UTILITY OF A 21-GAUGE MENGHINI TYPE BIOPSY NEEDLE FOR AN ENDOSCOPIC ULTRASOUND-GUIDED FINE NEEDLE BIOPSY FOR THE HISTOPATHOLOGICAL DIAGNOSIS OF AUTOIMMUNE PANCREATITIS

Tsutsumi K.¹, Ueki T.¹, Kawahara S.¹, Oda T.¹, Noma Y.²

P0816

IMMUNOGLOBULIN G SUBTYPES-1 AND 2 (IGG1 AND IGG2) CAN DIFFERENTIATE BETWEEN AUTOIMMUNE PANCREATITIS WITH ASSOCIATED CHOLANGIOPATHY AND PRIMARY SCLEROSING CHOLANGITIS

Vujasinovic M.¹, Maier P.², Valente R.², Pozzi-Mucelli R.³, Fernandez Moro C.⁴, Haas S.L.², Said K.², Verbeke C.S.⁵, Maisonneuve P.⁶, Löhr J.-M.⁷

P0817

LUNG INVOLVEMENT IN PATIENTS WITH AUTOIMMUNE PANCREATITIS

Vujasinovic M.¹, Panic N.¹, Valente R.¹, Haas S.L.², Löhr J.-M.³

P0818

IL1R1 GENE POLYMORPHISMS IN IGG4-RELATED DISEASE PATIENTS ARE ASSOCIATED WITH IGG4-RELATED PERIAORTITIS/PERIARTERITIS

Ashihara N., Ota M.

P0819

PREDICTION OF PANCREATIC ATROPHY AFTER STEROID THERAPY AND THE EXACERBATION OF DIABETES USING EQUILIBRIUM CONTRAST CT IMAGING IN AUTOIMMUNE PANCREATITIS

Yamada Y.¹, Masuda A.², Sofue K.², Shiomi H.³, Sakai A.³, Kobayashi T.⁴, Tanaka T.¹, Murakami T.⁵, Itoh T.⁵, Kodama Y.⁵

P0820

RITUXIMAB FOR THE TREATMENT OF 15 PATIENTS WITH RECURRENT TYPE 1 AUTOIMMUNE PANCREATITIS

Gabrieletto E.M.¹, Antonio A.², Davi V.², Conti Bellocchi M.C.³, Campagnola P.⁴, Bernardoni L.⁵, Crinó S.F.⁶, Gabbriellini A.², Ciccocioppo R.^{3,7}, Frulloni L.⁸

P0821

PANCREATIC ATROPHY AND DIABETES MELLITUS IN PATIENTS WITH AUTOIMMUNE PANCREATITIS

von Beckerath V.¹, Maier P.¹, Panić N.¹, Valente R.², Haas S.L.³, Pozzi-Mucelli R.⁴, Vujasinovic M.⁵, Löhr M.⁶

P0822

SURVIVAL OF RESECTABLE PANCREATIC CANCER: THE IMPACT OF POST-OPERATIVE CHEMOTHERAPY

Syed A.¹, Carleton N.¹, Dhawan A.¹, Horne Z.², Kochhar G.¹, Morrissey S.¹, Williams H.³, Atkinson D.³, Schiffman S.³, Monga D.⁴, Lupetin A.⁵, Kirichenko A.², Mitre M.¹, Dhawan M.¹, Kulkarni A.¹, Thakkar S.¹

P0823

MR DIFFUSION-WEIGHTED IMAGING FOR PANCREATIC TUMOR SCREENING - SENSITIVITY, SPECIFICITY AND IMPROVEMENTS IN COMBINATION WITH MRCP

Fukuba N.¹, Ishitobi H.¹, Nagaoka M.¹, Fukuhara H.², Mika Y.¹, Komazawa Y.¹, Sato S.¹, Kuroda H.³, Shizuku T.¹

P0824

PROGRAMMED DEATH-LIGAND 1 STATUS PROVIDED BY ENDOSCOPIC ULTRASOUND-GUIDED FINE-NEEDLE BIOPSIES AS A PREDICTOR OF PROGNOSIS IN PATIENTS WITH PANCREATIC DUCTAL ADENOCARCINOMAS (SUCCESS)

Constantin A.¹, Iovanescu V.F.², Cazacu I.M.³, Copaescu C.⁴, Saftoiu A.⁵

P0825

PANCREATIC CANCER IN LIVER TRANSPLANT RECIPIENTS

Macinga P., Gogova D., Chmelova K., Bajer L., Frankova S., Sperl J., Spicak J., Hucl T.

P0826

SIGNIFICANCE OF IN VITRO PHOTODYNAMIC CYTODIAGNOSIS USING 5-AMINOLEVULINIC ACID IN SOLID PANCREATIC TUMORS EXTRACTED BY ENDOSCOPIC ULTRASOUND-GUIDED FINE-NEEDLE ASPIRATION

Hirao M.¹, Housui A.¹, ashida M.¹, wakahara Y.¹, tanimoto T.¹, onishi K.¹, Kusumoto Y.², yamaguchi T.¹, Yamada T.³, Hiramatsu N.¹

P0827

DEPRESSION AND PANCREATIC CANCER, HELP IS ON ITS WAY!

Syed A.^{1,2}, Kochhar G.³, Farah K.¹, Morrissey S.¹, Mitre M.¹, Dhawan M.¹, Kulkarni A.¹, Thakkar S.⁴

P0828

TREATMENT AND SURVIVAL OF PANCREATIC CANCER RECURRENCE IN THE NETHERLANDS - PRELIMINARY RESULTS OF A NATIONWIDE ANALYSIS

Daamen L.¹, Groot V.P.¹, Besselink M.G.H.², Busch O.R.C.³, Van Dam R.M.⁴, Festen S.⁵, Groot Koerkamp B.⁶, Haj Mohammad N.⁷, de Hingh I.⁸, Intven M.⁹, Kazemier G.¹⁰, Los M.¹¹, Meijer G.⁹, Raicu M.¹¹, Schreinemakers J.¹², Stommel M.¹³, Verkooijen H.⁹, Molenaar I.Q.⁹, van Santvoort H.C.¹, Dutch Pancreatic Cancer Group

P0829

REDUCTION OF ROCK2 GENE EXPRESSION CORRELATES WITH LIVER METASTASIS AS AN INDEX OF METASTASIS FOR INVASIVE DUCTAL CARCINOMA OF THE PANCREAS

Hamada Y.¹, Kato D.², Ishiguro M.¹

P0830

INITIATION OF ORAL FEEDING EARLY POSTOPERATIVELY DOES NOT INCREASE THE INCIDENCE OF COMPLICATIONS AFTER PANCREATODUODENECTOMY FOR PANCREATIC CANCER

Bezmarevic M.¹, Panisc-Sekeljic M.², Soldatovic I.³, Mirkovic D.¹

Poster Session

09:00 – 17:00

Poster Exhibition - Hall 7

Endoscopy and Imaging II

P0831

SAFETY AND EFFICACY OF THE THULIUM AND ERBIUM LASER SYSTEM ON BLEEDING VASCULAR LESIONS OF THE GI TRACT: RESULTS FROM THE FIRST REAL-LIFE MULTICENTRE STUDY

Tontini G.E.¹, Dioscoridi L.², Rimondi A.¹, Cavallaro F.³, Cantù P.¹, Elli L.¹, Pastorelli L.³, Pugliese F.², Mutignani M.², Vecchi M.¹

P0832

PERCUTANEOUS TRANSESOPHAGEAL GASTROTUBING (PTEG) -THREE WAYS OF PROCEDURE

Murakami M.^{1,2}, Nishino K.¹, Okamoto T.¹, Murakami S.¹, Mori K.¹, Murakami B.¹, Azuma M.², Tanabe S.³, Kida M.⁴, Koizumi W.²

P0833

FEASIBILITY AND EFFECTIVENESS OF IRREVERSIBLE ELECTROPORATION APPLIED BY ENDOSCOPIC CATHETERS ON GASTROINTESTINAL TRACT: AN EXPERIMENTAL ANIMAL STUDY

Han Jo J., Choi H.S., Lee K.W., Kim S.H., Kim S.H., Jang S.H., Choi S.J., Kim S.H., Lee J.M., Kim E.S., Keum B., Jeon Y.T., Lee H.S., Chun H.J., Kim C.D.

P0834

LONG TERM SURVIVAL OF EARLY GASTRIC CANCER WITH SUBMUCOSAL INVASION AFTER ESD

Takagi Y.¹, Yamamoto K.¹, Michida T.², Sato Y.¹, Tokuda Y.¹, Hiyaama S.¹, Tatsumi N.¹, Ito T.¹

P0835

CLINICAL OUTCOMES OF ENDOSCOPIC SUBMUCOSAL DISSECTION FOR GASTRIC HETEROTOPIC PANCREAS WITH RECURRENT PANCREATITIS

Noh J.H., Kim D.H., Yoon J.Y.

P0836

CLINICAL OUTCOMES OF ENDOSCOPIC SUBMUCOSAL DISSECTION FOR GASTRIC LESIONS USING A NOVEL DIATHERMY KNIFE WITH SUCTION FUNCTION FOR BLEEDING CONTROL ASSISTANCE

Matsui H.¹, Ohya T.R.², Furuhashi H.², Horiuchi H.², Kamba S.¹, Dobashi A.², Tamai N.², Sumiyama K.²

P0837

ENDOSCOPIC SUBMUCOSAL DISSECTION OF ESOPHAGEAL, GASTRIC AND COLORECTAL TUMORS: EXPERIENCE OF CAMPINAS STATE UNIVERSITY/GASTROCENTRO - BRAZIL, BETWEEN THE YEARS 2008 TO 2018

Meirelles dos Santos J.O., Nogueira Rodrigues da Cunha V., Rubira Correa B., Miranda Fernandes de Lima L., Patriota Sampaio D., Miyajima N., Saddy Rodrigues Coy C., Garcia Montes C., Gardere Camargo M., Luis Ferreira G., Luiza Aluizio C.

P0838

DIAGNOSTIC ACCURACY OF ENDOFASTER COMPARED TO HISTOLOGY FOR CHRONIC ATROPHIC GASTRITIS IN HYPO-ACHLORHYDRIC PATIENTS USING NARROW BAND IMAGING TARGETED BIOPSIES: A REAL-TIME PROSPECTIVE STUDY

Cazzato M.¹, Esposito G.¹, Galli G.¹, Conti L.¹, Lahner E.², Corleto V.D.¹, Zullo A.³, Di Giulio E.¹, Annibale B.^{1,4}

P0839

FINAL RESULTS OF A PROSPECTIVE STUDY COMPARING CONFOCAL LASER ENDOMICROSCOPY WITH STANDARD BIOPSIES IN THE ASSESSMENT OF PERSISTENT OR RECURRENT INTESTINAL METAPLASIA/NEOPLASIA AFTER ENDOSCOPIC TREATMENT OF BARRETT'S ESOPHAGUS RELATED NEOPLASIA

Krajcivova J.¹, Kollar M.², Maluskova J.², Vackova Z.¹, Spicak J.¹, Martinek J.¹

P0840

DEVELOPMENT OF NEAR-IRREDRATED HYPERSPECTRAL IMAGING ENDOSCOPY

Satou D.¹, Hosokawa N.², Maeda K.³, Takamatsu T.^{1,4}, Kadota T.¹, Okubo K.^{2,5}, Umezawa M.², Kamimura M.^{2,6}, Takemura H.³, Yokota H.⁷, Kuwata T.¹, Ikematsu H.¹, Yano T.¹, Soga K.^{2,4,5}

P0841

CLINICAL OUTCOME AND PREDICTING FACTORS OF SEVERE NON-HEMORRHAGIC ESOPHAGEAL ENDOSCOPIC URGENCIES: THE EXPERIENCE OF A TERTIARY REFERRAL CENTER

Brozzi L.¹, Mascarenhas M.², di Stefano S.³, Perini C.³, Macedo G.²

P0842

DIAGNOSTIC YIELD OF ENDOSCOPY FOR PREDICTION OF ACUTE GRAFT VERSUS HOST DISEASE IN THE UPPER GASTROINTESTINAL TRACT

Schulze L.¹, Kreft A.², Galle P.R.³, Neumann H.⁴

P0843

EVALUATION OF ENDOSCOPIC RESECTION COMBINED WITH CRYOBALLOON ABLATION SYSTEM FOR ESOPHAGUS IN PORCINE MODELS

Sunakawa H.¹, Yoda Y.¹, Takeshita N.², Hori K.¹, Shinmura K.¹, Ikematsu H.¹, Fujii S.³, Yano T.¹

P0844

APPLICATION OF CONVOLUTIONAL NEURAL NETWORKS FOR STRATIFICATION OF THE DEGREE OF ENDOSCOPIC ATROPHY ON ENDOSCOPIC IMAGES

Shichijo S.¹, Aoyama K.², Nakahira H.¹, Fukuda H.¹, Ohmori M.¹, Matsuno K.¹, Iwagami H.¹, Ishihara R.¹, Tada T.²

P0846

CLINICAL OUTCOMES OF PER-ORAL ENDOSCOPIC TUMOR RESECTION FOR SUBMUCOSAL TUMORS IN THE ESOPHAGUS AND GASTRIC CARDIA

Onimaru M.¹, Inoue H.¹, Bechara R.^{1,2}, Tanabe M.¹, Abad M.R.A.¹, Shimamura Y.¹, Ueno A.¹, Sumi K.¹, Ikeda H.¹, Ito H.¹

P0847

MEASUREMENT OF MUCOSAL MITOCHONDRIAL OXYGEN DURING UPPER ENDOSCOPY AS A POTENTIAL NOVEL TEST FOR THE DIAGNOSIS OF MESENTERIC ISCHEMIA

van Dijk L.^{1,2}, Ubbink R.³, Terlouw L.^{1,2}, van Noord D.⁴, Mik E.G.³, Bruno M.J.¹

P0848

EFFICACY AND SAFETY OF ENDOSCOPIC SUBMUCOSAL DISSECTION FOR SUPERFICIAL PARA-AMPULLARY DUODENAL EPITHELIAL TUMORS

Ishida T.¹, Dohi O.², Yoshida T.², Azuma Y.², Kitae H.², Matsumura S.², Ogita K.², Takayama S.², Mizuno N.², Inoue K.², Yoshida N.¹, Kamada K.², Uchiyama K.¹, Ishikawa T.², Takagi T.¹, Konishi H.², Naito Y.³, Itoh Y.²

P0849

THE USE OF SPRAYABLE WOUND DRESSING COMPRISING MULTIFUNCTIONAL HYDROPHOBIZED MICROPARTICLES DURING GASTRIC ULCER HEALING FOLLOWING ENDOSCOPIC SUBMUCOSAL DISSECTION: A MINIATURE SWINE MODEL

Kabayama M.¹, Sasaki F.¹, Maeda H.¹, Hiraishi N.¹, Morinaga Y.¹, Arima S.¹, Nasu Y.¹, Tanoue S.¹, Hashimoto S.¹, Kanmura S.¹, Nishiguchi A.², Taguchi T.², Ido A.¹

P0850

SURVIVAL IN PATIENTS WITH MISSED UPPER GASTROINTESTINAL CANCER DURING OESOPHAGOGASTRODUODENOSCOPYGavric A.¹, Hanzel J.¹, Zagar T.², Zadnik V.², Stabuc B.^{1,3}

P0851

THE PREDICTIVE FACTORS OF ENDOSCOPIC FINDINGS FOR CANCER OF SUPERFICIAL DUODENAL EPITHELIAL TUMORSNakayama A.¹, Kato M.^{1,2}, Shimoda M.³, Mizutani M.^{1,2}, Tsutsumi K.¹, Kiguchi Y.¹, Akimoto T.¹, Takatori Y.¹, Sasaki M.¹, Mutaguchi M.⁴, Takabayashi K.⁴, Maehata T.¹, Ochiai Y.¹, Kanai T.², Yahagi N.¹

P0852

OUTCOMES OF A NOVEL BARIATRIC STENT IN THE MANAGEMENT OF SLEEVE GASTRECTOMY LEAKS: A MULTICENTER STUDYde Moura D.T.H.^{1,2}, de Moura E.G.H.², Madruga-Neto A.C.², Okazaki O.³, Matsubayashi C.O.², Galvão Neto M.^{4,5,6}, Jirapinyo P.¹, Teixeira N.⁷, Orso I.⁸, Quadros L.G.⁹, Amorim A.⁴, Medeiros F.¹⁰, Rosa Neto D.¹¹, de Siqueira J.¹², Albano A.¹³, de Sousa L.H.¹⁴, Almeida D.¹⁵, Marchetti I.A.¹⁶, Ivano F.¹⁷, de Lima J.H.F.¹⁸, Falcão M.¹⁹, Thompson C.C.¹

P0853

AN ANALYSIS OF NEWLY DETECTED GASTRIC NEOPLASM IN PATIENTS WITH ALREADY DIAGNOSED GASTRIC NEOPLASMKonishi T.¹, Ohata K.², Matsuhashi N.³

P0854

MULTICENTRE, RETROSPECTIVE, COHORT STUDY OF 55 PATIENTS WITH BURIED BUMPER SYNDROME TREATED ENDOSCOPICALLY WITH A NOVEL DEDICATED DEVICECosta D.¹, Despott E.J.¹, Woodward J.², Kohout P.³, Rath T.⁴, Scovell L.⁵, Gee I.⁶, Hindryckx P.⁷, Forrest E.H.⁸, Jordan D.⁸, Hollywood C.⁹, Hearing S.¹⁰, Mohammed I.¹¹, Cooney R.¹², Sharma H.¹³, Zieno Z.¹⁴, Gooding I.¹⁵, Lazaridis N.¹, Coppo C.¹, Koukias N.¹, Murino A.¹

P0855

EYE TRACKING FOR ASSESSMENT OF PROFICIENCY IN ENDOSCOPIC SUBMUCOSAL DISSECTIONMaehata T.¹, Mizutani M.¹, Tsutsumi K.¹, Sasaki M.¹, Kiguchi Y.¹, Akimoto T.¹, Takatori Y.¹, Nakayama A.¹, Ochiai Y.¹, Kato M.¹, Yahagi N.²

P0856

ENDOSCOPIC HAND SUTURING CONTRIBUTES TO FASTER HEALING OF THE MUCOSAL DEFECTS AFTER GASTRIC ENDOSCOPIC SUBMUCOSAL DISSECTION: A HISTOLOGICAL ANALYSIS IN IN VIVO PORCINE MODELSAkimoto T.¹, Goto O.², Sasaki M.¹, Mizutani M.¹, Tsutsumi K.¹, Kiguchi Y.¹, Takatori Y.¹, Nakayama A.¹, Kato M.¹, Fujimoto A.³, Ochiai Y.¹, Maehata T.¹, Yahagi N.¹

P0857

INTERNATIONAL MULTICENTER EXPERT SURVEY ON ENDOSCOPIC TREATMENT OF UPPER GASTROINTESTINAL ANASTOMOTIC LEAKSRodrigues-Pinto E.¹, Repici A.², Donatelli G.³, Macedo G.¹, Deviere J.⁴, van Hooft J.E.⁵, Campos J.M.⁶, Neto M.G.⁷, Costa Silva M.A.⁸, Eisendrath P.⁹, Kumbhari V.¹⁰, Khashab M.A.¹¹

P0858

HYBRID ARGON-PLASMA-COAGULATION VERSUS RADIOFREQUENCY ABLATION IN BARRETT'S ESOPHAGUS AFTER ENDOSCOPIC RESECTION OF NEOPLASTIC LESIONS: A RANDOMIZED TRIAL AT A TERTIARY CENTERKnabe M., Wetzka J., Kronsbein H., Richl J., May A.

P0859

ENDOSCOPIC FULL THICKNESS RESECTION FOR TREATMENT OF GASTRIC SUBEPITHELIAL TUMORSChiu P.W.Y., Yip H.C., Chan S., Teoh A., Wong S., Ng E.

P0860

ENDOSCOPIC STENT PLACEMENT FOR TREATMENT OF SLEEVE GASTRECTOMY LEAK: A SINGLE INSTITUTION EXPERIENCE WITH FULLY-COVERED STENTSFarrag K.^{1,2}, Mavromatakis I.^{1,2}, Erbach J.², Altmann L.³, Staikov P.³, Stein J.^{2,4}

P0861

THE ROLE OF ENDOSCOPIC HEMOSTATIC POWDER IN NON-VARICEAL GASTROINTESTINAL BLEEDING: A SYSTEMATIC REVIEW AND META-ANALYSIS WITH IMPLICATION ON CLINICAL PRACTICEBukhari M.¹, Sabbagh W.¹, Alkhattabi A.¹, Aljehani M.¹, Qatomah A.¹, El Zein M.², Haito Y.³, Alkandari A.⁴, Al omar H.⁵, Ibrahim M.⁶, Khashab M.⁷

P0862

FOURTH-GENERATION ENDOCYTOSCOPY FOR IN-VIVO DIAGNOSIS OF SUPERFICIAL SQUAMOUS CELL CARCINOMA: DIAGNOSTIC ACCURACY OF NON-EXPERTSShimamura Y., Rodriguez de Santiago E., Abad M.R.A., Fujiyoshi Y., Quarta Colosso B.M., Ueno A., Tanabe M., Sumi K., Tomida H., Iwaya Y., Ikeda H., Onimaru M., Inoue H.

P0863

MUSCULOSKELETAL INJURY AMONG ENDOSCOPY PHYSICIANS, NURSES AND TECHNICIANSShah S.¹, Abid S.², Khan A.^{1,3}

P0864

ENDOSCOPIC MANAGEMENT OF PLUMMER-VINSON SYNDROMEBen Mohamed A., Medhioub M., Mahmoudi M., Khsiba A., Hamzaoui L., Azzouz M.M.

P0865

VALIDATION OF A SCORING SYSTEM FOR THE QUALITY OF VIEW AT UPPER GI ENDOSCOPYKing D.¹, Harvey P.¹, Rees J.², Cheung D.¹, Khan F.³, Cole A.³, Trudgill N.¹

P0866

AN AUDIT OF POST OGD UPPER GASTROINTESTINAL CANCERS (POUGC): 41% ARE POTENTIALLY PREVENTABLEFlais A.¹, Maruf S.¹, Dhanji A.¹, Mahmood M.¹, Dhanji M.¹, King D.², Trudgill N.²

P0867

ADVANTAGES OF CAP-ASSISTED DEVICE IN THE ENDOSCOPIC MANAGEMENT OF FOOD BOLUS OBSTRUCTION IN THE ESOPHAGUS: A MULTICENTER RANDOMIZED, CONTROLLED TRIALOoi M.^{1,2}, Wong S.^{1,2}, Duong T.¹, Appleyard M.³, Rayner C.¹, Grimpen F.³, Nguyen N.¹

P0868

MUCOSAL TRANSPLANTATION FOR THE MANAGEMENT OF STRICTURE AFTER ENDOSCOPIC SUBMUCOSAL DISSECTIONSaif U., Zhou Y., Liu B.-R.

P0869

SAFETY PROFILE OF PERORAL ENDOSCOPIC MYOTOMY (POEM)Drazilova D.¹, Vackova Z.¹, Hucl T.², Štirand P.¹, Kieslichova E.³, Janousek R.⁴, Ryska O.⁵, Spicak J.¹, Martinek J.¹

P0870

FITTING THE QUALITY INDICATORS IN FECAL IMMUNOHISTOCHEMICAL TEST (FIT) POSITIVE COLONOSCOPYLim K.-W.¹, Asokkumar R.^{1,2}, Chin Y.K.^{1,3}, Khor C.J.L.¹, Siew Ching D.K.¹, Salazar E.¹, Hang Hock S.¹, Chan W.¹, Ying H.⁴

P0871

UNDERWATER ENDOSCOPIC RESECTION FOR COLONIC LESIONS IN DIFFICULT AND CHALLENGING SITUATIONSUchima H.^{1,2,3}, Rodríguez Sánchez J.⁴, Marín-Gabriel J.⁵, Torrealba Medina L.⁶, Sánchez Alonso M.⁷, Busquets Casals D.⁸, Huertas C.⁹, Turro R.¹⁰, Albert M.², Mata Bilbao A.¹¹, Mohamed F.¹², Figa M.¹³, Espinos J.P.¹

P0872

SAFETY AND FEASIBILITY OF ENDOSCOPIC FULL-THICKNESS RESECTION IN COLORECTUM USING OVER THE SCOPE CLIP. A MULTICENTER SPANISH EXPERIENCEUchima H.^{1,2,3}, Barquero D.⁴, Esteban López-Jamar J.M.⁵, Espinos J.C.⁶, Marín-Gabriel J.⁷, Rosón P.⁸, Fernandez Cadenas F.⁹, Palacio Galán M.A.⁹, Puig I.¹⁰, Rodríguez Sánchez J.¹¹, Fraile López M.⁹, Ortega Alonso A.¹², Arribas-Anta J.¹³, Mel L.⁵, Sábado F.¹⁴, García Lledó J.¹⁵, Fernández-Simón A.¹⁶, Mata A.¹⁶, Albeniz E.¹⁷, EFTR Interest Group. Endoscopic Resection Working Group of the Spanish Society of Digestive Endoscopy

P0873

EFTR WITH OTSC IN COLORECTUM: WHAT HAPPENS WHEN THE LESION IS TRAPPED IN THE OVER-THE-SCOPE-CLIP AND IS NOT RESECTEDUchima H.^{1,2}, Barquero D.³, Esteban López-Jamar J.M.⁴, Espinós J.⁵, Marín-Gabriel J.⁶, Rosón P.⁷, Fernandez Cadenas F.⁸, Palacio Galán M.A.⁸, Puig I.⁹, Rodríguez Sánchez J.¹⁰, Fraile López M.⁸, Ortega Alonso A.⁷, Arribas-Anta J.¹¹, Mel L.⁴, Sábado F.¹², García Lledó J.¹³, Fernández-Simón A.¹⁴, Mata A.³, Eduardo A.¹⁵, EFTR Interest Group. Endoscopic Resection Working Group of the Spanish Society of Digestive Endoscopy

P0874

LONG-TERM EFFICACY AND SAFETY OF COLD SNARE POLYPECTOMY VERSUS CONVENTIONAL ENDOSCOPIC MUCOSAL RESECTION FOR 5-9 MM COLORECTAL POLYPSCho Y.W.¹, Cho Y.-S.², Lee H.-H.³, Kim J.⁴, Lee B.-I.⁵, Choi M.-G.³

P0875

TIP-IN ENDOSCOPIC MUCOSAL RESECTION FOR LARGE COLORECTAL SESSILE POLYPSSato Y., Ozawa S.-I., Yasuda H., Kato M., Kiyokawa H., Yamashita M., Matsuo Y., Yamamoto H., Itoh F.

P0876

FACTORS ASSOCIATED WITH SEDATION USE IN DIAGNOSTIC AND SCREENING PATIENTS ≥50 YEARS OF AGE: OBSERVATIONS FROM THE EUROPEAN COLONOSCOPY QUALITY INVESTIGATION QUESTIONNAIREToth E.¹, Agrawal A.², Amaro P.³, Brink L.⁴, Fischbach W.⁵, Hüniger M.⁶, Jover R.⁷, Kinnunen U.⁸, Koulaouzidis A.⁹, Ono A.¹⁰, Patai Á.¹¹, Percere S.^{12,13}, Petruzzello L.^{12,13}, Riemann J.F.^{14,15}, Amlani B.¹⁶, Spada C.¹⁷

P0877

LINKED COLOR IMAGING AND BLUE LASER IMAGING IMPROVE THE VISIBILITY AND COLOR DIFFERENCE VALUE OF COLORECTAL POLYPS IN UNDERWATER CONDITIONYamasaki Y.¹, Harada K.¹, Yasutomi E.¹, Hirai M.¹, Oka S.¹, Inokuchi T.¹, Kinugasa H.¹, Takahara M.², Hiraoka S.¹, Okada H.³

P0878

REVIEW OF EFFECTIVENESS OF PATIENT INFORMATION LEAFLET (PIL) IN PATIENTS UNDERGOING GASTROINTESTINAL ENDOSCOPYHo S.¹, Koo S.¹, Butt F.²

P0879

ENDOSCOPIC SUBMUCOSAL DISSECTION FOR COLORECTAL LESIONS: OUTCOMES FROM A UNITED STATES EXPERIENCEGupta N.R.¹, Rodríguez Ruiz G.², Donboli K.¹, Siddiqui U.D.¹, Chapman C.G.¹, Waxman I.¹

P0880

FEASIBILITY OF THE ENDOSCOPIC CLASSIFICATION OF FIBROSIS IN ENDOSCOPIC SUBMUCOSAL DISSECTION (ESD) FOR COLORECTAL NEOPLASMSTamegai Y.¹, Takeda S.², Takarabe S.³

P0881

ONLY LINKED COLOR IMAGING INCREASES COLOR CONTRAST BETWEEN COLON POLYPS AND SURROUNDING MUCOSAWeigt J.¹, Arciniegas Sanmartin I.D.², Obst W.³, Canbay A.E.¹

P0882

FEASIBILITY AND ACCURACY OF INNOVATIVE 3 DIMENSIONAL COLONOSCOPE IMAGE USING FIBER BRAG GRATING SENSORHan Jo J.¹, Keum B.¹, Kim S.H.¹, Lee K.W.¹, Jang S.H.¹, Kim S.H.¹, Choi S.J.¹, Kim S.H.¹, Lee J.M.¹, Choi H.S.¹, Kim E.S.¹, Jeon Y.T.¹, Lee H.S.¹, Chun H.J.¹, Kim C.D.¹, Kang K.M.², Kim J.S.², Jang M.S.², Kim J.S.²

P0883

EFFECTIVENESS OF SUCTION VALVE BUTTON REMOVAL FOR POLYP FRAGMENTATION AND PATHOLOGICAL DIAGNOSIS IN EXTRACTING RESECTED COLON POLYPS ON THE BASIS OF PROPENSITY SCORE MATCHING ANALYSISKishida Y., Hotta K., Imai K., Ito S., Yabuuchi Y., Yoshida M., Kawata N., Kakushima N., Takizawa K., Ishiwatari H., Matsubayashi H., Ono H.

P0884

FLEXIBLE SIGMOIDOSCOPY FOR EVALUATION OF ANASTOMOTIC INTEGRITY PRIOR TO THE REVERSAL OF A LOOP ILEOSTOMYOh S.Y.

P0885

ANALYSIS OF AN OPEN-ENDED COAXIAL METHOD FOR DETECTION COLORECTAL CANCER OBTAINED THROUGH COLONOSCOPY BIOPSIES: PRELIMINARY RESULTSNevárez A.¹, Fornés-Leal A.², Parra-Escrig A.², García-Pardo C.², Frasson M.³, Cardona N.², Pons Beltrán V.¹

P0886

CONECCT CLASSIFICATION: A NEW CLASSIFICATION TO BEST CHOOSE THE TREATMENT IN CASE OF LARGE SUPERFICIAL COLORECTAL LESIONBrule C.¹, Jacques J.², Albouys J.¹, Bordillon P.¹, Fabritius M.³, Legros R.⁴, Rivory J.⁵, Sautereau D.⁶, Ponchon T.⁷, Pioche M.⁸

P0887

AN INTERNATIONAL POLYPECTOMY PRACTICE SURVEYWillems P.^{1,2}, Ditishheim S.^{1,3}, Orkut S.⁴, Pohl H.⁵, Barkun A.N.⁶, Faulques B.^{1,2}, Bouin M.^{1,2}, von Renteln D.^{1,2}

P0888

THE OPTIMAL IMAGING WINDOW FOR MOLECULAR FLUORESCENCE ENDOSCOPY USING A C-MET TARGETED FLUORESCENT PEPTIDE FOR THE DETECTION OF DYSPLASTIC COLORECTAL POLYPSde Jongh S.J.¹, Vrouwe J.P.M.², Voskuil F.J.³, Schmidt I.¹, Westerhof J.¹, Koornstra J.J.¹, Karrenbeld A.⁴, Kamerling I.M.C.², Robinson D.J.⁵, Burggraaf J.², Hardwick J.C.H.⁶, Nagengast W.B.¹

P0889

USE OF THE BOSTON BOWEL PREPARATION SCALE IN THE REAL WORD: WHAT AFFECTS IT?Saraiva S.¹, Lemos Garcia J.¹, Rosa I.², Dias Pereira A.²

P0890

EFFICACY AND SECURITY OF THE DOUBLE CLIP COUNTERTRACTION METHOD FOR RESIDUAL OR LOCALLY RECURRENT LESIONS IN COLONIC ENDOSCOPIC SUBMUCOSAL DISSECTIONFaller J.¹, Oung B.², Rivory J.³, Legros R.⁴, Ponchon T.⁵, Jacques J.⁶, Pioche M.⁷

P0891

THE ROLE OF THE EDUCATIONAL PROJECT «QUACOL - QUALITY IN COLONOSCOPY» IN IMPROVING OF THE COLONOSCOPY QUALITY: RESULTS OF YAROSLAVL REGIONAL CANCER HOSPITAL STUDYNekhaykova N.¹, Khusainova A.², Kashin S.V.³, Belova A.⁴

P0892

OUTCOMES OF COLONOSCOPIC SURVEILLANCE AND MOLECULAR PHENOTYPING IN PATIENTS AT HEREDITARY RISK OF COLORECTAL CANCERNorton B.¹, Coultas J.², Nicholas V.², Wright T.², Brown R.², Monahan K.^{2,3}

P0893

COLONOSCOPIST KEY PERFORMANCE INDICATORS IN PATIENTS WITH A FAMILY HISTORY OF COLORECTAL CANCER UNDERGOING SURVEILLANCENorton B.¹, Coultas J.², Nicholas V.², Wright T.², Brown R.², Monahan K.^{2,3}

P0894

FREE DIET VS LOW-RESIDUE DIET IN THE QUALITY OF OUTPATIENT COLONOSCOPY: A PROSPECTIVE, RANDOMIZED, SINGLE BLIND CLINICAL TRIALVallejo Senra N.^{1,2}, Monteserin-Ron L.³, Lopez-Diaz J.^{2,4}, Olmos J.M.^{2,5}, Dominguez-Muñoz J.E.³

P0895

EFFICACY AND SAFETY OF SUCK-AND-SNARE EMR FOR TREATMENT OF NON-LIFTING COLORECTAL POLYPSVan der Voort V.¹, Moons L.M.G.¹, de Graaf W.², Schrauwen R.W.M.³, Hazen W.L.⁴, Seerden T.⁵, Vleggaar F.P.⁶, Didden P.¹

P0896

ADENOMA DETECTION RATE AND PROCEDURE INDICATION: BEYOND SCREENING COLONOSCOPIESMangas-Sanjuan C.^{1,2}, Cubiella Fernández J.³, Rodríguez-Camacho E.⁴, Seoane A.⁵, Suárez González A.⁶, Quintero Carrion E.⁷, Lué A.⁸, Cid-Gómez L.⁹, Ponce M.¹⁰, Bujanda Fernández de Piérola L.¹¹, Pellisé Urquiza M.¹², Diez Redondo P.¹³, Herraiz M.¹⁴, Ono A.¹⁵, Pizarro Moreno Á.E.¹⁶, Zapater P.¹⁷, Martínez R.J.^{2,18}, QUALISCOPIA Study Group

P0897

QUALITY INDICATORS IN THE DETECTION OF COLONIC LESIONS DURING COLONOSCOPY: A SINGLE CENTRE EXPERIENCEMissale G.¹, Cannatelli R.², Munari F.², Uberti P.¹, Ghedi M.³, Ricci C.⁴

P0898

PREDICTORS OF ADENOMA DETECTION RATE OF POSITIVE FIT VS SCREENING COLONOSCOPY IN A URBAN SAFETY NET HOSPITALElangovan A.¹, Skeans J.², Roy A.³, Ullah F.¹, Kaelber D.C.⁴, Cooper G.⁵, Sandhu D.⁶

P0899

DISSECTION-ENABLED SCAFFOLD ASSISTED RESECTION (DESCAR): SAFETY, FEASIBILITY, AND EFFICACY FOR RESECTION OF RESIDUAL AND NON-LIFTING COLONIC NEOPLASIASVilla E.¹, Stier M.W.², Donboli K.¹, Chapman C.G.¹, Siddiqui U.D.¹, Waxman I.¹

P0900

ENDOSCOPIC FEATURE OF DEPRESSED TYPE COLORECTAL NEOPLASMS IN MAGNIFYING ENDOSCOPY AND ENDOCYTOSCOPYKudo S.¹, Mochizuki K.¹, Matsudaira S.¹, Kouyama Y.¹, Kataoka S.², Ishigaki T.³, Ichimasa K.¹, Takeda K.¹, Nakamura H.¹, Toyoshima N.¹, Misawa M.¹, Mori Y.⁴, Ogata N.¹, Kudo T.¹, Hisayuki T.¹, Hayashi T.¹, Wakamura K.¹, Sawada N.¹, Baba T.¹, Ishida F.¹

P0901

INTERMEDIATE RISK OF APPENDICITIS FOLLOWING FULL-THICKNESS RESECTION OF ADENOMAS ARISING FROM THE APPENDICEAL ORIFICE- A RETROSPECTIVE ANALYSISWalter B.¹, Wannhoff A.², Schmidbaur S.¹, Meier B.², Meining A.^{1,3}, Caca K.²

P0902

EFFICACY AND FEASIBILITY OF FULL THICKNESS DEFECT CLOSURE USING MODIFIED ENDOLOOPS: EX VIVO STUDY IN A PORCINE COLON MODELDobashi A.^{1,2}, Rajan E.¹

P0903

ENOUGH IS ENOUGH: AN IN-VITRO DOSE-FINDING STUDY OF ANTIFOAMING EFFECTS OF SIMETHICONEKutyla M.¹, Shah A.², Meeusen V.¹, Elson J.¹, Oconnor S.¹, Hourigan L.F.¹, [Holtmann G.J.](#)^{1,3}

P0904

ENDOSCOPIC SUBMUCOSAL DISSECTION (ESD) OF EARLY RECTAL NEOPLASIA USING THE TISSUE RETRACTOR SYSTEM (TRS), A NEW ENDOSCOPIC PLATFORM FOR ENDOLUMINAL EN BLOC TISSUE RESECTION IN THE GASTROINTESTINAL TRACT - FIRST RETROSPECTIVE CASE SERIES AT A GERMAN REFERENCE CENTERKandler J., Wessel J., Neuhaus H., [Beyna T.](#)

P0905

A 3-DAY VERSUS 1-DAY LOW RESIDUE DIET TO IMPROVE COLONOSCOPY PREPARATION RESULT AND PATIENT TOLERABILITY, A RANDOMIZED, SINGLE-BLINDED, CONTROLLED TRIAL[Taveira F.](#), Areia M., Elvas L., Alves S., Brito D., Saraiva S., Cadime A.T.

P0906

COMPARISON OF THE EFFECTIVENESS OF FOUR BOWEL CLEANSING PREPARATIONS BEFORE COLONOSCOPY - RANDOMIZED, SINGLE - BLIND STUDY[Kmochova K.](#)¹, Suchanek S.¹, Ngo O.², Majek O.², Zavoral M.¹

P0907

ADHERENCE TO SURVEILLANCE GUIDELINES AFTER REMOVAL OF COLORECTAL POLYPS: A MULTI-NATIONAL, MULTI-CENTER, PROSPECTIVE SURVEY[Oh C.K.](#)¹, Aniwani S.², Piyachaturawat P.³, Wong Z.⁴, Soe T.⁵, Luvsandagva B.⁶, Tran Q.T.⁷, Achmad Fuad Bakry F.⁸, Cho Y.-S.⁹

P0908

IN PATIENTS WITH AN OVERALL CLEANSING SUCCESS THE 1L POLYETHYLENE GLYCOL NER1006 ACHIEVES MORE HIGH-QUALITY CLEANSSED SEGMENTS PER PATIENT THAN THREE STANDARD BOWEL PREPARATIONS[Bisschops R.](#)¹, Manning J.², Halonen J.³, Álvarez-González M.A.⁴

P0909

ADENOMA PER COLONOSCOPY (APC) AND ADENOMA PER POSITIVE PARTICIPANT (APP) AS QUALITY METRICS IN SCREENING COLONOSCOPYMathou N.¹, Papastergiou V.¹, Giannakopoulos A.¹, Evgenidi A.¹, Schoretsanitis E.¹, Lenas M.², Apessou D.², [Paraskeva K.D.](#)¹

P0910

SCAR ASSESSMENT AFTER PIECEMEAL ENDOSCOPIC MUCOSAL RESECTION - INTEROBSERVER AGREEMENT IN HISTOLOGICAL RECURRENCE PREDICTIONSilva J.C., FERNANDES C., Silva A.P., Proença L., Freitas T., Pinho R., FERNANDES S., Leite S., Ponte A., Sousa M., [Gomes A.C.](#), Afeto E., Carvalho J.

P0911

RETROGRADE INSPECTION OF THE COLON WITH A DEDICATED RETROGRADE VIEWING ENDOSCOPE INCREASES ADENOMA DETECTION RATE[Rath T.](#)¹, Vitali F.², Klenske E.², Siebler J.¹, Zopf S.³, Neurath M.F.¹

P0912

CLINICAL AND PATHOLOGICAL FEATURES OF DEPRESSED-TYPE COLORECTAL CARCINOMAS[Kudo S.](#)¹, Takishima K.¹, Kouyama Y.¹, Matsudaira S.¹, Ishigaki T.², Ichimasa K.¹, Takeda K.¹, Nakamura H.¹, Toyoshima N.¹, Misawa M.¹, Mori Y.³, Ogata N.¹, Kudo T.¹, Hisayuki T.¹, Hayashi T.¹, Wakamura K.¹, Sawada N.¹, Baba T.², Ishida F.¹

P0913

EFFICACY AND LONG-TERM OUTCOMES OF RECTAL NEUROENDOCRINE TUMORS AFTER ENDOSCOPIC SUBMUCOSAL RESECTION WITH A LIGATION DEVICE[Takita M.](#), Ohata K., Matsuhashi N.

P0914

ENDOSCOPIC FULL THICKNESS RESECTION OF COLORECTAL LESIONS WITH THE FULL THICKNESS RESECTION DEVICE: THE FIRST GREEK EXPERIENCE[Velegraki M.](#)¹, Trikola A.², Vasiliadis K.², Fragaki M.¹, Mpitouli A.¹, Dimas I.¹, Voudoukis E.¹, Giannikaki E.³, Kapranou A.⁴, Kordelas A.⁴, Stefanidis G.², Paspatis G.A.¹

P0915

VISUAL ESTIMATION OF COLORECTAL POLYP SIZE IN A COLON MODEL[Beukema K.R.](#)¹, Simmering J.², Quispel R.³, John S.⁴, Brusse-Keizer M.², Mensink P.B.¹

P0916

DELAYED BLEEDING AFTER COLONOSCOPIC TREATMENT IN PATIENTS TAKING ANTICOAGULANTS[Tomida H.](#)¹, Yoshio T.², Uragami N.³

P0917

COLONIC ENDOSCOPIC SUBMUCOSAL DISSECTION USING ENDOMASTER EASE ROBOTIC SYSTEM: A PRECLINICAL STUDY[Chiu P.W.Y.](#)¹, Phee L.², Ho K.Y.³

P0918

PREVALENCE AND CHARACTERISTICS OF COLONIC POLYPS AMONG PATIENTS REFERRED FOR FAST TRACK COLONOSCOPY FOR IRON DEFICIENCY ANAEMIA[Dru R.C.](#)¹, Court E.L.², Getachew A.E.², El Falaha S.², Curtis N.J.², Francis N.K.²

P0919

LOW-DOSE RECTAL DICLOFENAC FOR THE PREVENTION OF POST-ERCP PANCREATITIS IN ELDERLY PATIENTS[Maeda N.](#)¹, Higashimori A.¹, Nakatani M.¹, Mizuno Y.¹, Nakamura Y.¹, Ikeda D.¹, Hashimoto A.¹, Morimoto K.¹, Fukuda T.¹, Fujiwara Y.²

P0920

DOES ERCP PERFORMED FOR PATIENTS WITH ACUTE PANCREATITIS INCREASE THE RISK FOR THE COMPLICATION? A PROSPECTIVE MULTICENTRE OBSERVATIONAL STUDY[Inatomi O.](#)¹, Wakisaka Y.¹, Bamba S.², Endoh B.³, Chikugo K.⁴, Suzuki A.⁵, Nakai Y.⁶, Itokawa Y.⁶, Kusumoto K.⁶, Suzuki T.⁷, Kawakami T.⁸, Doi T.⁷, Mizumoto Y.³, Tanaka K.⁵, SOSUI Study Group

P0921

CLINICAL USEFULNESS OF A CONVENTIONAL GASTROSCOPE FOR ENDOSCOPIC RETROGRADE**CHOLANGIOPANCREATOGRAPHY IN PATIENTS WITH SURGICALLY ALTERED GASTROINTESTINAL ANATOMY**Nakatani M.¹, Higashimori A.¹, Maeda N.¹, Nakamura Y.¹, Hashimoto A.¹, Morimoto K.¹, Fukuda T.¹, Fujiwara Y.²

P0922

ERCP IS MORE CHALLENGING IN CASES OF ACUTE BILIARY PANCREATITIS THAN IN ACUTE CHOLANGITIS - AN ANALYSIS OF THE HUNGARIAN ERCP REGISTRY DATAPécsi D.¹, Hegyi P.², Altorjay I.F.³, Czakó L.⁴, Gódi S.⁵, Gyökeres T.⁶, Szepes Z.⁴, Patai Á.⁷, Vincze A.⁸, Hungarian Endoscopy Study Group

P0923

PERFORATION OF THE LATERAL DUODENAL WALL CAUSED BY PLASTIC BILIARY STENT DISPLACEMENT TREATED WITH OVER-THE-SCOPE-CLIP: A PROSPECTIVELY COLLECTED COHORT

Bureau M.-A., Gkolfakis P., Blero D., Devière J., Lemmers A.

P0924

WHO SHOULD ADMINISTER SEDATION DURING ERCP - ANESTHESIOLOGIST, INTENSIVIST OR ENDOSCOPIST? A COMPARATIVE PROSPECTIVE STUDYAlbuquerque Miranda M.A.¹, Vargas García A.L.², Zaragoza Velasco N.³, Pechkova M.², Planella De Rubinat M.⁴, Ballester R.⁴, Figa M.⁵, González-Huix Lladó F.⁶, SEED Working Group on ERCP

P0925

ENDOSCOPIC ULTRASOUND (EUS)-DIRECTED TRANSGASTRIC ENDOSCOPIC RETROGRADE CHOLANGIOPANCREATOGRAPHY (ERCP): A SINGLE CENTER EXPERIENCE OF AN EVOLVING PROCEDUREMohy-ud-din N.¹, Carleton N.², Syed A.³, Antoury C.², Farah K.², Kulkarni A.⁴, Dhawan M.², Thakkar S.⁵, Kochhar G.²

P0926

SPYGLASSDS GUIDED LITHOTRIPSY FOR PANCREATIC DUCT STONES IN SYMPTOMATIC, TREATMENT REFRACTORY CHRONIC PANCREATITIS- 12 MONTHS FOLLOW UP ON CLINICAL, TECHNICAL SUCCESS AND QUALITY OF LIFEGerges C.¹, Pullmann D.¹, Weber P.¹, Siersema P.D.², Neuhaus H.¹, Van Geenen E.J.M.³, Beyna T.¹

P0927

A NOVEL, SMALL J-TIPPED GUIDEWIRE REDUCE THE RISK OF POST-ENDOSCOPIC RETROGRADE CHOLANGIOPANCREATOGRAPHY PANCREATITIS IN PATIENTS WITH DIFFICULT BILIARY CANNULATIONFukasawa M.¹, Hirose S.¹, Takano S.¹, Kadokura M.¹, Shindo H.¹, Takahashi E.¹, Kawakami S.¹, Fukasawa Y.¹, Hayakawa H.², Sato T.¹, Enomoto N.¹

P0928

NON-ALCOHOLIC FATTY LIVER DISEASE AS A RISK FACTOR FOR POST ENDOSCOPIC RETROGRADE CHOLANGIOPANCREATOGRAPHY PANCREATITISSbeit W.¹, Khoury T.¹, Wengrower D.², Livovsky D.M.², Mari A.³, Kadah A.¹, Goldin E.⁴, Mahamid M.⁵

P0929

IS VASCULARITY ENOUGH TO PREDICT NEOPLASIA IN BILE DUCT LESIONS DURING PERORAL CHOLANGIOSCOPY?

Robles-Medranda C., Oleas R., Olmos J., Alcivar-Vasquez J., Puga-Tejada M., Baquerizo-Burgos J., Pitanga-Lukashok H.

P0930

ANALYSIS OF POST-ERCP PANCREATITIS RATE IN THE TIME TO SUCCESSFUL BILIARY DEEP CANNULATION AND OPERATOR CHANGE FROM TRAINEE TO EXPERT

Kawamoto H., Tanikawa T., Ishii K., Urata N., Nakamura J., Suehiro M., Sasai T., Nishino K., Kawanaka M., Haruma K.

P0931

ERGONOMIC INJURIES IN ENDOSCOPISTS AND THEIR RISK FACTORS

Kalwar H.A., Kamani L.

P0932

PANCREATIC PARENCHYMA ATROPHY AND DILATED MAIN PANCREATIC DUCT CAN BE NEGATIVE PREDICTORS OF PANCREATITIS RELATED TO BILIARY SEMS INSERTION

Yamada T., Umemura M., Asai Y.

P0933

PARTIALLY COVERED SELF-EXPANDABLE METAL STENTS REPLACE PLASTIC STENTS FOR MALIGNANT EXTRAHEPATIC BILIARY OBSTRUCTION: RESULTS OF A MEDICAL CENTER

Huang W.-H., Yu C.-J., Ting C.-F., Yang C.-Y., Chuang S.-C., Peng C.-Y.

P0934

DICLOFENAC DOES NOT REDUCE THE RISK OF ACUTE POST ENDOSCOPIC RETROGRADE CHOLANGIOPANCREATOGRAPHY PANCREATITIS IN PATIENTS WITH PRIMARY SCLEROSING CHOLANGITISKoskensalo V.^{1,2}, Jokelainen K.^{2,3}, Udd M.^{1,2}, Lindström O.^{1,2}, Rainio M.^{1,2}, Tenca A.^{2,3}, Kylänpää L.^{1,2}, Färkkilä M.^{2,3}

P0935

TRANSPANCREATIC SPHINCTEROTOMY: A VALUABLE TECHNIQUE TO GAIN BILIARY ACCESSGódi S.¹, Pécsi D.², Czakó L.³, Altorjay I.F.⁴, Gyökeres T.⁵, Hegyi P.⁶, Patai Á.⁷, Szepes Z.³, Vincze A.¹, Hungarian Endoscopy Study Group

P0936

ANALYSIS OF BILIARY CANNULATION ALGORITHM IN HIGH-VOLUME HUNGARIAN ERCP CENTERS BASED ON PROSPECTIVELY COLLECTED REGISTRY DATAPécsi D.¹, Gódi S.², Hegyi P.³, Altorjay I.F.⁴, Czakó L.⁵, Kovács G.⁴, Orbán-Szilágyi Á.⁶, Pakodi F.², Szepes Z.⁵, Gyökeres T.⁶, Bakucz T.⁶, Vincze A.², Hungarian Endoscopy Study Group

P0937

RECTAL VERSUS INTRAMUSCULAR DICLOFENAC IN THE PREVENTION OF POST ERCP PANCREATITIS. THE EXPERIENCE OF A GREEK TERTIARY REFERRAL CENTERKalantzis I.¹, Poulou A.¹, Papatheodorou A.², Gkoumas K.¹

P0938

THE CLASSIFICATION OF BILIARY STRICTURES IN PATIENTS WITH RIGHT LOBE LIVER TRANSPLANT RECIPIENTS AND ITS RELATION WITH ENDOSCOPIC TREATMENT SUCCESSParlak E.¹, Simsek C.¹, Koksal A.S.², Eminler A.T.², Unal E.³, Ciftci T.T.³, Akinci D.³, Yilmaz S.⁴

P0939

A NOVEL TREATMENT APPROACH IN VISCERAL ARTERY PSEUDOANEURYSM: ENDOSCOPIC ULTRASOUND GUIDED THROMBIN INJECTION
Maharshi S., Sharma S.S.

P0940

EUS-FNB IN THE EVALUATION OF SUBEPITHELIAL LESIONS OF THE GASTROINTESTINAL TRACT: SIDE-TYPE VERSUS END-TYPE NEEDLE - WHICH ONE IS THE BEST?
Félix C.¹, Chivia J.¹, Mendo R.¹, Pereira I.¹, Chaves Marques S.¹, Bispo M.², Cassis J.³, Chagas C.¹

P0941

NEWLY DEVELOPED MODEL FOR TRAINING EUS-HGS AND PSEUDOCYST DRAINAGE PROCEDURE
Kida M.¹, Hasagawa R.¹, Kaneko T.¹, Yamauchi H.¹, Okuwaki K.², Iwai T.³, Imaizumi H.¹

P0943

CELIAC GANGLIA NEUROLYSIS VERSUS BILATERAL CELIAC PLEXUS NEUROLYSIS FOR MANAGING ABDOMINAL PAIN ASSOCIATED WITH PANCREATIC CANCER
Wahba M.¹, Okasha H.², Farag A.³, Fawzy M.⁴, El-Mazny A.⁵

P0944

RELATIONSHIP BETWEEN FIRST-VISIT PATIENTS WITH DIABETES MELLITUS AND ENDOSCOPIC ULTRASOUND IMAGES OF EARLY CHRONIC PANCREATITIS
Kubo H., Tashiro N., Ogami Y., Yasuda M., Okajima T.

P0945

NOVEL BILIARY DILATATION SWINE MODEL USING ENDOBILIARY TEMPERATURE-CONTROLLED RADIOFREQUENCY ABLATION: AN EFFECTIVE TOOL FOR EUS GUIDED-BILIARY DRAINAGES
Oh D.¹, Ligresti D.², Seo D.-W.¹

P0946

EVALUATION OF THE PANCREAS AND BILE DUCTS WITH A NEWLY DEVELOPED SLIM LINEAR ECHOENDOSCOPE
Iglesias-García J.^{1,2}, Lariño-Noia J.^{1,2}, de la Iglesia-García D.^{1,2}, Mejuto-Fernandez R.^{1,2}, Jardi-Cuadrado A.^{1,2}, Quiroga-Castiñeira A.^{1,2}, Dominguez-Muñoz J.E.^{2,3}

P0947

EUS GUIDED CHOLEDOCODUODENOSTOMY WITH ELECTROCAUTERY ENHANCED LUMEN APPOSING METAL STENT: FRENCH MULTICENTRIC STUDY AFTER LEARNING CURVE
Jacques L.¹, Privat J.², Fumex F.³, Pinard F.⁴, Valats J.-C.⁵, Cholet F.⁶, Grandval P.⁷, Chaput U.⁸, Lepetit H.⁹, Legros R.¹⁰, Napoléon B.¹¹

P0948

USEFULNESS OF HISTOLOGICAL DIAGNOSIS BY PROCORE 20G NEEDLE FOR PANCREATIC SOLID TUMOR
Watanabe S., Toki M., Kitada S., Goto T., Yoshida T., Ota H., Ochiai K., Koichi G., Hisamatsu T.

P0949

SLOW-PULL COMPARED TO SUCTION TECHNIQUE FOR EUS-GUIDED SAMPLING OF PANCREATIC SOLID LESIONS: A META-ANALYSIS OF RANDOMIZED CONTROLLED TRIALS
Capurso G.¹, Archibugi L.², Petrone M.C.³, Arcidiacono P.G.⁴

P0950

EXPERIENCE WITH EUS-GUIDED BIOPSY USING THE PUNCTURE BIOPSY FORCEPS
Litjens G.¹, Shastri Y.², Beyna T.³, Somani P.⁴, Gerges C.³, Hermans J.J.¹, Siersema P.D.⁵, van Geenen E.J.M.⁵

P0951

ENDOSCOPIC ULTRASOUND-GUIDED CHOLEDOCODUODENOSTOMY FOLLOWED BY DUODENAL STENTING IN PATIENTS WITH MALIGNANT UNRESECTABLE BILIODUODENAL OBSTRUCTION
Kumar A., Rai P.

P0952

PREDICTORS OF ADEQUATE SAMPLING IN ENDOSCOPIC ULTRASOUND GUIDED TISSUE ACQUISITION OF SOLID PANCREATIC LESIONS IN A LARGE PROSPECTIVE COHORT OF DUTCH COMMUNITY HOSPITALS
Quispel R.¹, Schutz H.M.¹, Mulder S.A.¹, Thijssen A.Y.², Hol L.³, Fitzpatrick C.E.⁴, Anten M.-P.G.F.⁵, Veldt B.J.¹, Van Driel L.M.J.W.⁶, Bruno M.J.⁶, On Behalf of QUEST (Quality in Endosonography Team)

P0953

ENDOSCOPIC ULTRASOUND (EUS)-GUIDED LIVER BIOPSY: A COMPARATIVE STUDY IN AN EX-VIVO MODEL
Iglesias-García J.^{1,2}, Lazare-Iglesias H.³, Vidal S.³, de la Iglesia-García D.^{2,4}, Lariño-Noia J.^{2,4}, Abdulkader I.^{2,3}, Dominguez-Muñoz J.E.^{2,5}

P0955

EUS-GUIDED PLACEMENT OF NEW GOLD FIDUCIAL MARKERS FOR STEREOTACTIC BODY RADIATION THERAPY IN LOCALLY ADVANCED PANCREATIC CANCER: PRELIMINARY RESULTS OF FEASIBILITY AND SAFETY
Carrara S.¹, Auriemma F.², Di Leo M.³, Comito T.⁴, Belletrutti P.J.⁵, Rahal D.⁶, Bossi P.⁶, Lamona L.⁷, Fugazza A.⁸, Anderloni A.⁹, Maselli R.¹⁰, Franzese C.⁴, Rimassa L.⁴, Scorsetti M.⁴, Repici A.¹¹

P0956

SAFETY AND EFFICACY OF ENDOSCOPIC ULTRASOUND GUIDED BIOPSY USING A TRANSVASCULAR APPROACH ✦
Bojórquez Gutiérrez A.E.¹, Zubiaga Fernández L.², Betés Ibañez M.¹, Hidalgo F.³, Peralta Herce S.¹, Gómez Villagrà M.¹, Mora Moriana L.¹, Muñoz Navas M.¹, Súbtil Íñigo J.C.¹

P0954

ENDOSCOPIC ULTRASOUND FINE-NEEDLE BIOPSY AND MACROSCOPIC ON-SITE EVALUATION (MOSE) WITH COMBINED CYTOLOGICAL AND HISTOLOGICAL ANALYSIS MAY OVERCOME THE NEED OF RAPID ON-SITE EVALUATION (ROSE): A PROSPECTIVE STUDY
 Costa-Moreira P.¹, Vilas-Boas F.², Jardim Carvao J.I.³, Gaspar R.⁴, Magno Pereira V.⁵, Peixoto A.², Costa Silva M.A.⁶, Moutinho Ribeiro P.⁷, Lopes S.⁸, Macedo G.⁸

P0957

CUMULATIVE SUM ANALYSES GUIDING IMPROVEMENT OF TEAM PERFORMANCE IN EUS GUIDED TISSUE ACQUISITION OF SOLID PANCREATIC LESIONS IN COMMUNITY HOSPITALS
Schutz H.M.¹, Quispel R.¹, Leeuwenburgh I.², Hol L.³, Honkoop P.⁴, Schot I.⁵, Veldt B.J.¹, Van Driel L.M.J.W.⁶, Bruno M.J.⁶, On Behalf of QUEST (Quality in Endosonography Team)

P0958

FIVE FNA SPECIMENS IN ONE PASS: A DISRUPTIVE NEW NEEDLE CONCEPTLachter J.¹, Gross S.A.²

P0959

HIGH DIAGNOSTIC YIELD OF MUTATIONAL ANALYSIS ON EUS-GUIDED BIOPSIES USING A NEW FRANSEEN NEEDLE IN PATIENTS WITH LOCALLY ADVANCED PANCREATIC CANCER (LAPC)Carrara S.¹, Di Leo M.², Laghi L.³, Sandrucci G.⁴, Poliani L.², Auriemma F.⁵, Anderloni A.⁶, Fugazza A.⁴, Nicoletti R.⁴, Rimassa L.⁷, Scorsetti M.⁷, Rahal D.⁸, Duga S.⁹, Repici A.¹⁰

P0961

THE ROLE OF SUBMUCOSAL TATTOOS DURING DEVICE ASSISTED ENTEROSCOPY ON SUBSEQUENT PATIENT MANAGEMENTChetcuti Zammit S.¹, Sanders D.S.², Sidhu R.³

P0962

CAPSULE ENDOSCOPY, ENTEROSCOPY AND RADIOLOGY - WHERE DOES THE JIGSAW PIECE FIT FOR COELIAC DISEASE?Chetcuti Zammit S.¹, Sanders D.S.², Sidhu R.³

P0963

18F- FLUORO DEOXY GLUCOSE-LABELLED AUTOLOGOUS LEUKOCYTE POSITRON EMISSION TOMOGRAPHY/COMPUTED TOMOGRAPHY VS NEWER MRI TECHNIQUES: OPENING NEWER HORIZONS IN DETECTING INFECTION IN FLUID COLLECTIONS OF ACUTE PANCREATITISAli M T.¹, Gulati A.¹, Bhattacharya A.¹, Samanta J.², Sinha S.K.¹, Kochhar R.²

P0964

ULTRASONOGRAPHIC ASSESSMENT IN INFLAMMATORY BOWEL DISEASE PATIENTS AND FECAL CALPROTECTIN LEVELS: EMERGING TOOLS IN MONITORING DISEASE ACTIVITYAnda L.¹, Costache R.², Gheorghe L.S.¹, Gheorghe C.¹

P0965

COLITIS ON CT - DOES THIS MEAN INFLAMMATORY BOWEL DISEASE?Patel R.N., Ramakrishnan S., Veglio-Taylor E.-P., Tariq Z., King J., Besherdas K.

P0966

USEFULNESS OF SLIM FULLY-COVERED SELF-EXPANDABLE METAL STENT FOR UNRESECTABLE HILAR MALIGNANT BILIARY OBSTRUCTIONFujisawa T.¹, Ushio M.¹, Takahashi S.¹, Yamagata W.¹, Takasaki Y.¹, Suzuki A.¹, Ito K.¹, Ochiai K.¹, Okawa Y.¹, Tomishima K.², Ishii S.³, Saito H.¹, Isayama H.³

P0967

BILATERAL METAL VERSUS PLASTIC STENTING FOR PALLIATION OF JAUNDICE IN PATIENTS WITH UNRESECTABLE CARCINOMA GALLBLADDERKumar A., Rai P.

P0968

FEASIBILITY OF ENDOSCOPIC ULTRASOUND-GUIDED BILIARY DRAINAGE REPLACEMENT OF PERCUTANEOUS TRANSHEPATIC BILIARY DRAINAGEMorita S.¹, Hoshi T.¹, Abe S.¹, Yagi K.¹, Suda T.¹, Terai S.²

P0969

THE USEFULNESS OF NON-FLARED SHORT FULLY COVERED METALLIC STENT FOR REFRACTORY BENIGN PANCREATIC STRICTURES IN ADVANCED CHRONIC PANCREATITISLee Y.N.¹, Moon J.H.¹, Park J.K.¹, Cho S.¹, Lee T.H.², Cha S.-W.³, Cho Y.D.³, Park S.H.²

P0970

INTRADUCTAL PLACEMENT OF NON-FLARED FULLY COVERED METALLIC STENT FOR REFRACTORY ANASTOMOTIC BILIARY STRICTURES AFTER LIVING DONOR LIVER TRANSPLANTATION: LONG-TERM RESULTS OF PROSPECTIVE MULTICENTER TRIALMoon J.H.¹, Lee Y.N.¹, Yoo J.-J.¹, Park J.K.¹, Cho S.¹, Lee J.-K.², Lee K.T.², Lee K.H.², Lee W.J.³, Woo S.M.³, Lee T.H.⁴, Park S.-H.⁵

P0971

INTRADUCTAL PLASTIC STENT PLACEMENT IS AN EFFECTIVE THERAPY FOR UNRESECTABLE MALIGNANT BILIARY OBSTRUCTIONYamaguchi A., Wada K., Moriuchi R., Tao K., Konishi H., Miura R., Tamaru Y., Kusunoki R., Kuwai T., Kouno H., Kouno H.

P0972

INNOVATION OF EUS-GUIDED TRANSMURAL DRAINAGE USING A NOVEL SELF-EXPANDING METAL STENTChun J.W.¹, Choi J.H.², Huh G.³, Lee S.H.³, Paik W.-H.⁴, Ryu J.-K.³, Kim Y.-T.⁵, Jeong S.⁶, Lee D.-H.⁷, Kim G.H.⁸, Kang S.-G.⁹

P0973

THROUGH-THE-SCOPE ESOPHAGEAL STENT FOR THE RELIEF OF MALIGNANT DYSPHAGIA: PRELIMINARY RESULTS OF A MULTICENTRIC STUDY (WITH VIDEO)Mangiavillano B.¹, Auriemma F.², Bianchetti M.², Mantovani N.³, Pilati S.⁴, Reggio D.⁵, Barletti C.⁵, Forcignanò E.⁶, Pentassuglia G.⁶, Arezzo A.⁷, Cavargini E.⁸, Fabbri C.⁹, De Luca L.¹⁰, Repici A.¹¹

P0974

EQUIVALENCE IN LONG-TERM ONCOLOGICAL OUTCOMES OF COLONIC STENTING AS BRIDGE TO SURGERY IN COMPARISON WITH SURGERY ALONE IN STAGE II AND III LEFT-SIDED OBSTRUCTIVE COLORECTAL CANCERIshibashi R.¹, Yoshida S.^{1,2}, Kondo R.¹, Hata M.¹, Hakuta R.¹, Nakada A.¹, Takahara N.¹, Yamada A.¹, Nakai Y.^{1,2}, Koike K.¹

P0975

RIGHT-SIDED COLONIC STENTING IN PALLIATIVE COLON CANCER: MORE CHALLENGING BUT LOWER LATE COMPLICATION RATE AND AT LEAST EQUIVALENT SURVIVALDewar D.H.¹, Walker G.¹, Engledow A.H.²

P0976

FACTOR ASSOCIATED TECHNICAL AND CLINICAL FAILURE OF SELF EXPANDABLE METAL STENT IN MALIGNANT COLORECTAL OBSTRUCTIONMyung D.-S., Kim K.-H., Hong J.-Y., Choi J.-H., Jung M.-W., Joo Y.-E.

P0977

ANALYSIS OF THE RISK FACTORS COLONIC PERFORATIONS IN PATIENTS AFTER STENTING FOR MALIGNANT COLORECTAL OBSTRUCTIONVodoleev A.^{1,2}, Duvanskiy V.³, Pirogov S.⁴, Karpova E.S.⁵, Perfil'ev I.¹, Kryazhev D.², Veselov V.¹, Sukhin D.¹, Yarotskov I.⁶

P0978

ADDITIONAL SURGERY AFTER CHEMOTHERAPY FOLLOWING ENDOSCOPIC COLONIC STENTING IN THE MANAGEMENT OF OBSTRUCTIVE COLORECTAL CANCER WITH DISTANT METASTASISHanabata N.¹, Sasaki Y.², Araki Y.¹, Igarashi S.³, Shimaya K.¹, Numao H.¹, Munakata M.¹, Fukuda S.⁴

P0979

THE ROLE OF EUS-GUIDED GASTROENTEROSTOMY IN THE TREATMENT OF MALIGNANT GASTRIC OUTLET OBSTRUCTIONKastelijin J.¹, Moons L.M.G.¹, Garcia-Alonso F.J.², Pérez-Miranda M.³, Masaryk V.⁴, Will U.⁴, Tarantino L.⁵, van Dullemen H.⁶, Bijlsma R.⁷, Poley J.W.⁸, Vleggaar F.P.⁹

P0980

KISSING SUTURING EFFECTIVE METHOD FOR LARGE GASTROINTESTINAL WALL DEFECT CLOSURELiu B.-R., Ahmed M.R., Yang H.

P0981

COLONIC STENT PLACEMENT FOR MALIGNANT OBSTRUCTION: A SINGLE CENTRE UK EXPERIENCEAhmed J.¹, Sivananthan A.², Mahmoud-Ahmed S.¹, Arshad A.¹, David L.¹, Cope E.¹, Lean S.¹, Siaw Y.H.¹, Oke S.¹, Rameshshanker R.¹, Postgate A.³

P0982

LAMS IN AFFERENT LIMB SYNDROME MANAGMENTEl Bacha H.¹, Leblanc S.², Doat H.³, Savie H.³, Dousset H.⁴, Soubrane O.⁵, Prat H.⁶

Poster Session

09:00 – 17:00

Poster Exhibition - Hall 7

Surgery II

P0983

LAPAROSCOPIC SURGERY FOR ACHALASIA: OUTCOMES OF 572 CONSECUTIVE CASES IN JAPANFukushima N.¹, Yano F.¹, Omura N.², Tsuboi K.¹, Hoshino M.², Yamamoto S.², Akimoto S.², Masuda T.¹, Mitsumori N.², Kashiwagi H.², Yanaga K.²

P0984

LONG-TERM QUALITY OF LIFE AFTER TOTAL GASTRECTOMY VERSUS IVOR LEWIS ESOPHAGECTOMYJezerskyte E.¹, Saadeh L.M.², Hagens E.R.C.¹, Sprangers M.A.G.³, Noteboom L.¹, van Laarhoven H.W.M.⁴, Eshuis W.J.¹, van Berge Henegouwen M.I.¹, Gisbertz S.S.¹

P0985

C-REACTIVE PROTEIN AS A PREDICTOR FOR ANASTOMOTIC LEAKAGE AFTER ESOPHAGEAL SURGERYHagens E.R.C., Lam W.C., Eshuis W.J., van Berge Henegouwen M.I., Gisbertz S.S.

P0986

FACTORS ASSOCIATED WITH DELAYED GASTRIC EMPTYING IN PATIENTS UNDERWENT DISTAL GASTRECTOMY FOR GASTRIC CANCER: ARE THERE ANY PREDISPOSING GASTRIC MUCOSAL FACTORS?Park H.-W.¹, Lee S.², Lee E.J.³

P0987

THE INCIDENCE AND RISK FACTORS OF PANCREATITIS AFTER DUODENECTOMY IN FAMILIAL ADENOMATOUS POLYPOSISMehta N.¹, Yoon J.², Shah R.², Laguardia L.¹, O'Malley M.¹, Augustin T.³, Mankaney G.¹, Church J.⁴, Kalady M.⁴, Walsh M.³, Bhatt A.¹, Burke C.¹

P0988

THE YIELD, EFFECTIVENESS AND SAFETY OF GASTROSCOPY IN MANAGEMENT OF EARLY POST-BARIATRIC SURGERY COMPLAINTSMari A.¹, Khoury T.², Kadah A.², Mahamid M.³, Sbeit W.²

P0989

ENDOSCOPIC "SUCTION CHAMBER" TO TREAT COMPLEX DUODENAL LEAKS AFTER UPPER GASTRO-INTESTINAL SURGERY: A SINGLE CENTER EXPERIENCEMutignani M.¹, Venezia L.², Forti E.³, Pugliese F.⁴, Cintolo M.⁵, Italia A.⁵, Bonato G.⁶, Giannetti A.⁷, Dioscoridi L.⁵

P0990

HEPATICO-JEJUNOSTOMY'S ANASTOMOTIC STRICTURE TREATED BY ENTERAL-ENTERAL ENDOSCOPIC BYPASS GUIDED ERC: A TERTIARY REFERRAL SINGLE CENTER EXPERIENCEMutignani M.¹, Giannetti A.², Forti E.³, Pugliese F.⁴, Cintolo M.⁵, Italia A.⁵, Bonato G.⁶, Dioscoridi L.⁵

P0991

PLAVAC - RETROSPECTIVE STUDY ON THE EVALUATION OF A "PLATZBAUCH" (ACUTE FASICAL DEHISCENCE) AND V.A.C. THERAPYBurkert N.¹, Sargut M.¹, Ceyhan G.O.²

P0992

ENDOSCOPIC SUTURING IS FEASIBLE FOR TREATMENT OF LOW COLORECTAL ANASTOMOTIC LEAK - EXPERIMENTAL STUDYRyska O.^{1,2}, Martinek J.^{3,4}, Hucl T.^{2,5}, Kalvach J.^{4,6}, Pazin J.^{4,6}, Hadac J.^{4,6}, Foltan O.^{4,7}, Kristianova H.^{4,7}, Ptácnik J.^{4,7}, Juhas S.⁴, Juhasova J.⁴

P0993

LONG TERM PERSISTENCE OF ANORECTAL DYSFUNCTION FOLLOWING SPHINCTER PRESERVING SURGERY FOR RECTAL CANCER: CORRELATION WITH BASELINE PHYSIOLOGY TESTING AND BIOFEEDBACK THERAPYArmoni M.¹, Koifman E.¹, Harbi A.², Streltsin Y.¹, Duek D.², Brun R.¹, Mazor Y.¹

P0994

AN INTERNATIONAL STUDY ON THE USE OF PER-ORAL ENDOSCOPIC MYOTOMY (POEM) IN THE MANAGEMENT OF ZENKER'S DIVERTICULUM (ZD)Ichkhanian Y.¹, Yang J.², Vosoughi K.³, Stephanie N.⁴, Ujiki M.⁵, Hernández Ó.^{6,7}, Desai P.N.⁸, Benias P.⁹, Lee D.¹⁰, Chang K.¹¹, Bertrand B.¹², Kumta N.¹³, Zeng X.¹⁴, Hu B.¹⁴, Delis K.¹⁵, Runge T.¹⁶, Khashab M.A.²

P0996

ENDOSCOPIC SUTURING FOR GASTROINTESTINAL APPLICATIONS: A MULTICENTER EUROPEAN REGISTRYRepici A.¹, Maselli R.¹, Juzgado D.², Bisello M.³, Bansi D.⁴, Haji A.⁵, Bhandari P.⁶, Granata A.⁷, Traina M.⁸

P0997

TREATMENT OF REFRACTORY HEPATIC ENCEPHALOPATHY DUE TO SPLENORENAL SHUNT IN LIVER CIRRHOSIS: OCCLUSION OR DIVERSION?Wei B.¹, Deng K.², Huang Z.³, Wu H.², Tang C.²

P0998

EFFECTIVENESS OF ENDOSCOPIC SUBMUCOSAL DISSECTION (ESD) IN EARLY GASTROINTESTINAL NEOPLASIA THERAPYBrogvuk N.¹, Grega T.², Ngo O.³, Zavoral M.⁴, Suchanek S.⁵

P0999

PERORAL ENDOSCOPIC MYOTOMY AFTER OPERATIVE INTERVENTIONS ON THE GASTROESOPHAGEAL JUNCTIONShumkina L., Pavlov I., Nedoluzhko L., Shishin K.

Poster Session

09:00 – 17:00
IBD II

Poster Exhibition - Hall 7

P1000

HELICOBACTER PYLORI INFECTION PROTECTS AGAINST CHRONIC COLITIS BY REGULATING COLONIC EPITHELIAL BARRIER FUNCTIONSZhang H.¹, Dai Y.², Shen H.¹, Yang J.¹, Zhang X.¹, Wang W.²

P1001

COMMENSAL FUNGI AND THEIR CELL-WALL β -GLUCANS DIRECT DIFFERENTIAL RESPONSES IN HUMAN INTESTINAL EPITHELIAL CELLS, SUGGESTING A MECHANISM FOR MUCOSAL TOLERANCECohen-Kedar S.^{1,2}, Schwartz S.^{1,2}, Sadot E.³, Wolff-Bar M.⁴, Shaltiel T.³, Dotan I.^{5,6}

P1002

TOOLS FOR PROTEASES/ANTI PROTEASES PROFILING IN THE GUTSagnat D.¹, Edir A.², Guiraud L.², Rolland C.², Denadai-Souza A.³, Bonnart C.⁴, Deraison C.⁵, Vergnolle N.⁶

P1003

PHARMACOKINETICS AND EXPOSURE-RESPONSE RELATIONSHIPS OF USTEKINUMAB IN PATIENTS WITH ULCERATIVE COLITIS: RESULTS FROM THE UNIFI INDUCTION AND MAINTENANCE STUDIESAdedokun O.J.¹, Xu Z.¹, Marano C.¹, O'Brien C.¹, Szapary P.¹, Zhang H.¹, Johanns J.¹, Leong R.², Hisamatsu T.³, van Assche G.⁴, Danese S.⁵, Abreu M.T.⁶, Sands B.E.⁷, Sandborn W.J.⁸

P1004

COLONIC INFLAMMATION IN CROHN'S DISEASE INDUCES CHANGES IN GLUCOSE METABOLISM THROUGH MODULATION OF ENDOGENOUS INCRETIN SYSTEMZatorski H.^{1,2}, Salaga M.¹, Zielińska M.¹, Mokrowiecka A.², Cygankiewicz A.³, Krajewska W.M.³, Małecka-Panas E.², Fichna J.¹

P1005

A SYSTEMATIC REVIEW AND NOVEL CLASSIFICATION SYSTEM TO DEFINE DEEP REMISSIONGulati A.¹, Alipour O.¹, Shao L.¹, Zhang B.²

P1006

C86/CD16 POSITIVE CELLS ACCUMULATE IN THE MUCOSA OF B3-PATIENTS AND COULD MEDIATE EMT IN CROHN'S DISEASEColl S.¹, Cosin-Roger J.², Navarro-Vicente F.³, Alos R.⁴, Calatayud S.⁵, Barrachina M.D.⁵, Ortiz-Masia D.⁶

P1007

CORRELATION OF THE BIOLOGICAL ACTIVITY RELATED TO STEROID-REFRACTORINESS IN ULCERATIVE COLITIS BETWEEN COLONIC TISSUE AND PLASMAClos Parals A.¹, Loren V.^{2,3}, Garcia-Jaraquemada A.⁴, Naves J.E.², Cabrè Gelada E.⁵, Segú C.⁶, Coma M.⁷, Manyé J.^{3,8}, Domènech E.^{3,9}

P1008

EFFECTS OF USTEKINUMAB MAINTENANCE THERAPY ON ENDOSCOPIC IMPROVEMENT AND HISTOLOGIC IMPROVEMENT IN THE UNIFI PHASE 3 STUDY IN ULCERATIVE COLITISLi K.¹, Friedman J.R.¹, Marano C.¹, Zhang H.¹, Yang F.¹, Sandborn W.J.², Sands B.E.³, Feagan B.G.⁴, Peyrin-Biroulet L.⁵, Hertogh G.D.⁶

P1009

IN VITRO INHIBITION OF ENDOPLASMIC RETICULUM STRESS IN PATIENTS WITH CROHN'S DISEASERodrigues B.L.¹, Pascoal L.B.¹, Coope A.¹, Ayrizono M.L.S.¹, Camargo M.G.¹, Velloso L.A.², Fagundes J.J.¹, Leal R.F.¹

P1010

PRESENCE OF ANXIETY AND DEPRESSION IN PATIENTS WITH INFLAMMATORY BOWEL DISEASE IN ALBANIA ✦Kocollari A.¹, Sina M.¹, Prifti S.¹, Kristo A.², Horanlli D.¹, Pengili E.¹

P1011

METABONOMIC CHARACTERISATION OF AXIAL SPONDYLOARTHRITIS ASSOCIATED WITH IBDSelvarajah U.^{1,2}, Miguens Blanco J.¹, Martinez-Gili L.¹, Pechlivanis A.¹, Radhakrishnan S.^{1,2}, Keat A.³, Williams H.R.T.^{1,2}, Marchesi J.¹, Machado P.³, Orchard T.^{1,2}

P1012

THE JAK INHIBITOR-TOFACITINIB INHIBITS SIGNALING PATHWAYS EX-VIVO AND HAS FUNCTIONAL IMPLICATIONS IN HUMAN INTESTINAL MUCOSAKaboub K.^{1,2}, Cohen-Kedar S.^{1,3}, Wasserberg N.⁴, Hayman-Manzur L.⁵, Berger Y.⁴, Levy-Barda A.⁶, Yanai H.^{2,3}, Dotan I.^{2,3}, Rabinowitz K.M.^{1,3}

P1013

SELF-ASSEMBLING PEPTIDE HYDROGEL ENHANCES INTESTINAL BARRIER FUNCTION IN TOPICAL TNBS MODEL IN RATSAraki T.¹, Yamauchi R.¹, Yamasaki H.¹, Morita M.¹, Yoshimura T.¹, Mori A.¹, Fukunaga S.¹, Kuwaki K.¹, Yoshioka S.¹, Mitsuyama K.^{1,2}, Torimura T.¹

P1014

GLUCOCORTICOID AUGMENTS EPITHELIAL PERMEABILITY IN CD PATIENT-DERIVED INTESTINAL ORGANOIDXu P.¹, Pierik M.J.², Becker H.³, Masclee A.A.², Jonkers D.M.⁴

P1015

DIFFERENCES IN IMMUNE CELL POPULATION SUBSETS IN INFLAMMATORY BOWEL DISEASE PATIENTS UNDER ANTI-TNF TREATMENT AND HEALTHY CONTROLSBarreiro-De Acosta M.^{1,2}, Notarariego S.³, Viñuela-Roldan J.E.⁴, Romero P.², Quiroga-Castiñeira A.^{1,2}, Dominguez-Muñoz J.E.^{1,2}

P1016

A NOVEL GPR68 INHIBITOR ATTENUATES INFLAMMATION IN A MURINE COLITIS MODELBaebler K.¹, Busenhart P.², Schwarzfischer M.², Atrott K.², Lang S.², Spalinger M.R.³, Rogler G.^{4,5}, Scharl M.^{5,6}, de Valliere C.⁷

P1017

EXPRESSION PROFILING OF TRANSIENT RECEPTOR POTENTIAL CHANNELS IN PERIPHERAL BLOOD FROM INFLAMMATORY BOWEL DISEASE PATIENTSYamauchi R.¹, Mitsuyama K.², Yamasaki H.³, Araki T.³, Morita M.⁴, Yoshimura T.⁴, Mori A.⁴, Yoshioka S.⁴, Torimura T.⁴

P1018

SYSTEMIC IRON DEFICIENCY IS ASSOCIATED WITH ACTIVATION OF THE HIF-1α PATHWAY IN THE INTESTINAL MUCOSA OF PATIENTS WITH INFLAMMATORY BOWEL DISEASEFagundes Rosa R.¹, Bourgonje A.R.¹, Barbieri R.¹, Jansen B.H.¹, Taylor C.T.², Faber K.N.¹, Dijkstra G.¹

P1019

NEXT-GENERATION SEQUENCING-BASED EVIDENCE FOR A DECREASE OF GUT MICROBIOTA BUTYRATE PRODUCTION CAPABILITY IN CROHN'S DISEASEMarkelova M.¹, Danilova N.¹, Boulygina E.¹, Grigoryeva T.V.¹, Odintsova A.², Abdulkhakov R.³, Ardatskaya M.⁴, Lo Sasso G.⁵, Bathey J.⁵, Sierro N.⁵, Poussin C.⁵, Ivanov N.⁵, Peitsch M.⁵, Hoeng J.⁵, Abdulkhakov S.^{1,3}

P1021

PRECLINICAL INVESTIGATIONS OF IMU-838, AN ORALLY AVAILABLE SMALL MOLECULE INHIBITOR OF DIHYDROOROTATE DEHYDROGENASE FOR THE TREATMENT OF INFLAMMATORY BOWEL DISEASEKohlhof H.¹, Mühler A.², Gröppel M.³, Vitt D.³

P1022

ANTI-TNFα THERAPY INDUCES T CD8+ EFFECTOR MEMORY PROFILE AND REDUCES LEVELS OF ACTIVATION IN PATIENTS WITH CROHN'S DISEASEGarcía L.D., Carvalho A.E.Z., Mangueira C.L.P., Miranda S.M., Gil J.Z., Neto A.S., Rizzo L.V., Carvalho K.I.

P1023

VITAMIN D DEFICIENCY IN CROHN'S DISEASE: A SINGLE-CENTER PROSPECTIVE STUDYAyadi S., Avari M., Belhadjmabrouk E., Zaimi Y., Said Y., Mouelhi L., Debbeche R.

P1024

INNATE IMMUNITY PROFILE FROM THE "NORMAL" MUCOSA OF ULCERATIVE COLITIS PATIENTSRamos L.¹, Carrillo M.¹, Alonso I.¹, Hernandez-Alvarez N.¹, Hernandez G.¹, Hernandez Camba A.¹, Martinez Blanco L.², Gonzalez Paredes F.J.¹, Quintero E.¹

P1025

BENEFIT OF MINERALOCORTICOID RECEPTOR ANTAGONISM IN INTESTINAL INFLAMMATION AND FIBROSISAmamou A.^{1,2}, Bôle-Feysoit C.^{1,2}, Jaisser F.³, Ouvrard-Pascaud A.⁴, Savoie G.^{1,2,5}, Marion-Letellier R.^{1,2}

P1026

COLONIC MUCOSAL EOSINOPHIL HYPERPLASIA AND ACTIVATION FEATURES COLLAGENOUS COLITIS AND LYMPHOCYTIC COLITISCuende-Estévez M.¹, Tristán E.², González-Castro A.M.¹, Expósito E.¹, Batista L.², Lobo B.^{3,4}, Carrasco A.², Zucchiatti A.⁵, Landolfi S.^{5,6}, Robles V.⁴, Pígrau M.⁷, Benages A.⁷, Dot J.⁷, Santos J.^{4,8,9}, Fernández-Bañares F.^{2,9}, Esteve M.^{2,10}, Vicario M.^{1,9}, Guagnozzi D.^{1,4,9}

P1027

FACTORS ASSOCIATED WITH THE QUALITY OF CARE PERCEIVED BY PATIENTS IN IBD UNITS FROM SPAIN. ANALYSIS FROM THE IQCARO PROJECTCalvet Calvo X.¹, Carpio Lopez D.², Vera Mendoza M.I.³, Saldaña R.⁴, Marin L.⁵, Mínguez M.⁶, Juliá De Páramo B.⁷, Ceal Calvo L.⁷, Casellas Jorda F.⁸

P1028

THE SOCIOECONOMIC IMPACT OF LIVING WITH ULCERATIVE COLITIS, A BURDEN OF ILLNESS STUDYLobo A.¹, Rose A.², Finnegan A.³, Hayee B.⁴, Peyrin-Biroulet L.⁵, Sturm A.⁶, Fiorino G.⁷, Burish J.⁸, Terry H.⁹, Avedano L.¹⁰, Tucknott S.¹¹, Noone D.², Evans J.²

P1029

INCIDENCE OF COLLAGENOUS COLITIS AND LYMPHOCYTIC COLITIS IN TERRASSA, SPAIN, 2015-2018: A CONTINUOUS EPIDEMIOLOGIC STUDYBatista L.¹, Ferrer C.², Esteve M.³, Fernández-Bañares F.⁴

P1030

ANXIETY AND DEPRESSION IN INFLAMMATORY BOWEL DISEASE PATIENTS - APPLICATION OF HOSPITAL ANXIETY AND DEPRESSION SCALEXavier S.^{1,2,3}, Cúrdia Gonçalves T.^{1,2,3}, Dias de Castro F.^{1,2,3}, Magalhães J.^{1,2,3}, Moreira M.J.^{1,2,3}, Cotter J.^{1,2,3}

P1031

LESS INPATIENT COMPLICATIONS AND ECONOMIC BURDEN IN FEMALE PATIENTS ADMITTED WITH ULCERATIVE COLITISKroner P.T.¹, Kesler A.M.², Corral J.E.³, Cangemi J.R.³

P1032

USE OF TARGETED BACTERIOPHAGE COCKTAIL FOR THE TREATMENT OF INFLAMMATORY BOWEL DISEASEMatiuhin Y.¹, Weinstock E.¹, Pollock S.¹, Khabra E.¹, David H.¹, Silberberg Y.¹, Reichman H.¹, Golembó M.¹, Puttagunta S.², Zak N.¹

P1033

STIGMATISATION AND RESILIENCE IN INFLAMMATORY BOWEL DISEASE: RESULTS FROM AN ITALIAN, SINGLE-CENTRE, LONGITUDINAL STUDYLenti M.V.¹, Cococcia S.², Mengoli C.³, Ghorayeb J.⁴, Secco M.⁵, Borrelli de Andreis F.⁶, Vernero M.⁷, Klerys C.⁶, Delliponti M.⁶, Di Stefano M.⁸, Corazza G.R.⁹, Di Sabatino A.¹⁰

P1034

FECAL MICROBIOTA COMPOSITION OF ULCERATIVE COLITIS PATIENTS AFTER RESTORATIVE PROCTOCOLECTOMY WITH ILEAL POUCH-ANAL ANASTOMOSIS- COMPARATIVE, PROSPECTIVE STUDY FROM HUNGARY

Balint A.¹, Farkas K.¹, Kintses B.², Méhi O.², Madacsy T.¹, Maléth J.³, Szántó K.¹, Rutka M.⁴, Bacsur P.¹, Szepes Z.G.⁵, Nagy F.⁶, Fabian A.¹, Bor R.¹, Molnár T.⁴

P1035

THE HIDDEN BURDEN OF FAECAL INCONTINENCE IN ACTIVE AND QUIESCENT ULCERATIVE COLITIS: AN UNDERESTIMATED PROBLEM?

Nigam G.¹, Limdi J.K.², Hamdy S.³, Vasant D.H.⁴

P1036

EARLY ENVIRONMENTAL AND LIFESTYLE FACTORS ARE ASSOCIATED WITH ETIOLOGY AND DISEASE COURSE OF INFLAMMATORY BOWEL DISEASE: AN INTERIM REPORT

van der Sloot K.¹, Rijkmans H.¹, Voskuil M.¹, van Dullemen H.M.¹, Visschedijk M.¹, Festen E.A.M.¹, Weersma R.K.¹, Z. Alizadeh B.², Dijkstra G.¹, 1000IBD

P1037

MYCOBACTERIUM AVIUM SUBSPECIES PARATUBERCULOSIS SEROPOSITIVITY IS ASSOCIATED WITH A MORE COMPLICATED DISEASE COURSE IN BOTH CROHN'S DISEASE AND ULCERATIVE COLITIS AND MIGHT BE LINKED TO IMMUNOMODULATING GENES

van der Sloot K.¹, Voskuil M.¹, Visschedijk M.C.¹, van Dullemen H.M.¹, Festen E.A.M.², van Leer - Buter C.³, Z. Alizadeh B.⁴, Weersma R.K.¹, van Goor H.⁵, Dinkla A.⁶, Koets A.⁶, Dijkstra G.¹

P1038

IBD PREVALENCE IN LOTHIAN, SCOTLAND, DERIVED BY CAPTURE-RECAPTURE METHODOLOGY

Jones G.¹, Lyons M.², Plevris N.³, Jenkinson P.⁴, Bisset C.², Brindle W.², Burgess C.⁵, Chuah C.S.², Fulforth J.², Gillespie S.-L.², Henderson P.⁶, Kirkwood K.⁷, Minnis S.², Wilson D.C.⁸, Arnott I.², Lees C.⁹

P1039

HIV POSITIVE PATIENTS ARE AT A GREATER RISK FOR DEVELOPMENT OF INFLAMMATORY BOWEL DISEASE

Kochhar G.¹, Syed A.², El-Hachem S.³, Abdal-Baki H.³, Chintamaneni P.³, Mohy-ud-Din N.⁴, Thakkar S.³, Jairath V.⁵, Dulai P.⁶

P1040

THE IMPACT OF EATING HABITS ON THE OCCURRENCE OF ULCERATIVE COLITIS

Bikbavova G., M.A. Livzan, V.I. Sovalkin, D.V. Turchaninov, T.V. Tretyakova

P1041

FUNCTIONAL RARE VARIANTS INFLUENCE THE CLINICAL RESPONSE TO ANTI-TNF THERAPY IN CROHN'S DISEASE

Chaparro M.¹, Aterido A.^{2,3}, Guerra I.⁴, Iborra M.⁵, Cabriada J.L.⁶, Bujanda L.⁷, Taxonera C.⁸, Iglesias-Flores E.⁹, Marín-Jiménez I.¹⁰, Barreiro de-Acosta M.¹¹, Vera I.¹², Martín Arranz M.D.¹³, Hernández-Breijo B.¹⁴, Mesonero F.¹⁵, Sempere L.¹⁶, Gomollón F.¹⁷, Hinojosa J.¹⁸, Algaba A.⁴, Beltrán B.⁵, Rodríguez-Pescador A.⁶, Bañales J.M.⁷, Olivares D.⁸, Aguilar-Melero P.⁹, Menchén L.¹⁰, Ferreiro-Iglesias R.¹¹, Blázquez Gómez I.¹², Benítez-García B.¹³, Guijarro L.G.¹⁹, Marín A.C.¹, Bernardo D.¹, Marsal S.², Juliá A.², Gisbert J.P.¹, on Behalf of the PREDICROHN Study Group from GETECCU

P1042

USE OF TPMT GENOTYPING FOR EVALUATION OF THIOPURINES TOXICITY RISK IN LATE-ONSET IBD PATIENTS

Zalitzko P.^{1,2}, Stefanovics J.¹, Rovite V.³, Klovinis J.³, Pukitis A.^{1,2}

P1043

PREDICTED EFFICACY OF A PHARMACOGENETIC PASSPORT FOR INFLAMMATORY BOWEL DISEASE

Bangma A.^{1,2}, Voskuil M.D.^{1,2}, Uniken Venema W.T.C.^{1,2}, Brugge H.², Lanting P.², Franke L.H.², Festen E.A.M.^{1,2}, Weersma R.K.¹

P1044

GENETIC PREDISPOSITION TO COLON CANCER IN PATIENTS WITH INFLAMMATORY BOWEL DISEASE

Biscaglia G.¹, Palmieri O.¹, Latiano A.¹, Castellana S.², Mazza T.², Bossa F.¹, Andriulli A.¹

P1045

PLCG2 GENE ROLE IN INFLAMMATORY BOWEL DISEASE

Truta B.¹, Wohler E.¹, Sobreira N.²

P1046

ARE CUT-OFF RANGES OF INFLIXIMAB SERUM LEVELS IN CROHN'S DISEASE ALWAYS THE SAME IN CLINICAL PRACTICE?

Valdes-Delgado T.¹, Guerra Veloz M.F.², Argüelles-Arias F.³, Maldonado Perez B.⁴, Laria L.C.², Caunedo-Álvarez Á.⁴

P1047

EARLY MONITORING OF RESPONSE (MORE) TO GOLIMUMAB THERAPY BASED ON FECAL CALPROTECTIN AND TROUGH SERUM LEVELS IN PATIENTS WITH ULCERATIVE COLITIS: A MULTICENTER PROSPECTIVE OBSERVATIONAL STUDY

Helwig U.¹, Krause T.², Maaser C.³, Büning J.⁴, Drabik A.⁵, Blömacher M.⁶, Teich N.⁷, Krummenerl A.⁸, Schwab M.⁹, Sturm A.¹⁰, Schreiber S.¹¹, German IBD Study Group (GISG)

P1048

INFLIXIMAB LEVELS & ANTIBODIES IN IBD- RELATED PERIPHERAL ARTHRALGIA

Levartovsky A.¹, Ungar B.², Yavzori M.³, Picard O.³, Fudim E.⁴, Eliakim A.⁵, Paul S.⁶, Roblin X.⁷, Ben-Horin S.⁸, Kopylov U.⁹

P1049

DOES FIBROBLAST GROWTH FACTOR 19 (FGF19) LEVEL CORRELATE WITH INFLAMMATORY BOWEL DISEASE ACTIVITY?

Panek-Jeziorna M., Mulak A.

P1050

OUTCOME OF IMMEDIATE INFLIXIMAB OPTIMISATION BASED ON RAPID ASSESSMENT OF SERUM DRUG AND FECAL CALPROTECTIN CONCENTRATIONS IN INFLAMMATORY BOWEL DISEASES PATIENTS

Szántó K.¹, Farkas K.², Kata D.³, Tóth V.¹, Balint A.², Milassin Á.², Fabian A.², Bor R.², Rutka M.¹, Szepes Z.G.², Soós I.², Nagy F.⁴, Földesi I.³, Molnár T.¹

P1051

INDIVIDUAL PATIENT-LEVEL AUTOMATIC DETECTION OF MUCOSAL INFLAMMATION ON VIDEO CAPSULE ENDOSCOPY IMAGES IN CROHN'S DISEASE

Klang E.^{1,2}, Barash Y.², Yehuda Margalit R.³, Sofer S.², Ben-Horin S.⁴, Amitai M.M.¹, Eliakim A.⁽⁵⁾, Kopylov U.⁶

P1052

PULMONARY FUNCTION TESTS IN ASYMPTOMATIC PATIENTS WITH INFLAMMATORY BOWEL DISEASE: PRELIMINARY RESULTS OF A SINGLE CENTER COHORT STUDY

Fragaki M.¹, Pasparaki E.², Bibaki E.², Kounalakis G.², Theodoropoulou A.¹, Ferdoutsis E.², Paspatis G.¹, Meletis G.², Karmiris K.¹

P1053

DIAGNOSTIC ACCURACY OF FECAL LACTOFERRIN AND CALPROTECTIN COMPARED TO THE RILEY SCORE AND NANCY INDEX FOR THE DETERMINATION OF HISTOLOGICAL INFLAMMATORY ACTIVITY IN PATIENTS WITH ULCERATIVE COLITIS

Langhorst J.¹, Koch A.K.², Schroeder D.², Dobos G.J.³, Boone J.H.⁴, Ruffer A.⁵

P1054

RED BLOOD CELL DISTRIBUTION WIDTH AND ITS DERIVATIVES AS POTENTIAL MARKERS IN THE COURSE OF ULCERATIVE COLITIS - AN OBSERVATION OF PATIENTS TREATED WITH INFLIXIMAB

Michalak A., Radwan P., Kasztelan-Szczerbinska B., Laskowska K., Cichoż-Lach H.

P1055

HEMATOLOGICAL MARKERS IN THE EVALUATION OF INFLAMMATION IN CROHN'S DISEASE PATIENTS

Michalak A., Radwan P., Kasztelan-Szczerbinska B., Laskowska K., Cichoż-Lach H.

P1056

NEUTROPHIL-TO-PLATELET RATIO, PLATELET-TO-LYMPHOCYTE RATIO AND MEAN PLATELET VOLUME-TO PLATELET RATIO AS POTENTIAL HEMATOLOGICAL INDICES IN THE EVALUATION OF INFLAMMATION IN ULCERATIVE COLITIS PATIENTS

Michalak A., Radwan P., Kasztelan-Szczerbinska B., Laskowska K., Cichoż-Lach H.

P1057

THE ROLE OF ONCOSTATIN M IN DIAGNOSIS, PROGNOSIS AND THERAPY RESPONSE OF IBD

Verstockt S.^{1,2}, Verstockt B.^{2,3}, Machiels K.⁴, Vancamelbeke M.⁵, Ferrante M.^{2,3}, Cleyne I.⁶, Vermeire S.^{2,3}, KU Leuven

P1058

PROSPECTIVE, RANDOMIZED CLINICAL TRIAL COMPARING THE EFFICACY OF TWO VACCINES AGAINST HEPATITIS B VIRUS (HBV) IN INFLAMMATORY BOWEL DISEASE (IBD) PATIENTS

Chaparro M.¹, Gordillo J.², Domènech E.³, Esteve M.⁴, Barreiro-de Acosta M.⁵, Villoria A.⁶, Iglesias-Flores E.⁷, Blasi M.², Naves J.E.³, Benítez O.⁴, Nieto L.⁵, Calvet X.⁶, García-Sánchez V.⁷, Villagrasa J.R.⁸, Marín A.C.¹, Donday M.G.¹, Gisbert J.P.¹

P1059

COMPLIANCE WITH INTERNATIONAL GUIDELINES ON VACCINATION AND MALIGNANCY PREVENTION AMONG PATIENTS WITH INFLAMMATORY BOWEL DISEASE

Mellos A., Michalopoulos G., Makris K., Kapizioni C., Kourkoulis P., Koutoufaris G., Milioni K., Giannelis P., Vrakas S., Xourgias V.

P1060

THE HISTOLOGICAL HEALING IN ULCERATIVE COLITIS PATIENTS CAN BE BEST PREDICTED BY THE COMBINATION OF FAECAL CALPROTECTIN AND ENDOSCOPIC HEALING ASSESSED BY ADVANCED OPTICAL ENHANCEMENT TECHNIQUES

Cannatelli R.^{1,2}, Shivaji U.N.^{1,3}, Smith S.^{1,3}, Zardo D.⁴, Bazarova A.¹, Gkoutos G.¹, Nardone O.M.¹, Ghosh S.^{1,3}, Iacucci M.^{1,3,5}

P1061

METABOLIC BONE ASSESSMENT IN PATIENTS WITH CROHN'S DISEASE

Ben Mohamed A.¹, Ghanem M.², Ben Slimene B.¹, Ben Abdallah H.¹, Bouali R.¹, Ebdelli M.N.¹

P1062

WHAT ARE THE PREDICTORS OF AN ADEQUATE BOWEL PREPARATION IN INFLAMMATORY BOWEL DISEASE?

Ribeiro Gomes A.C.¹, Pinho R.T.², Fernandes C.³, Fernandes S.S.⁴, Sousa M.⁵, Silva J.C.⁵, Afecto E.⁶, Carvalho J.⁷

P1063

LONG-TERM HEALTH STATE OF CHILDREN BORN FROM IBD MOTHERS EXPOSED TO ANTI-TNF TREATMENT DURING PREGNANCY

Mantzaris G., Viazis N., Tsoukali E., Pontas C., Tziortziotis Y., Hatzievangelinou C., Gkeros F., Filippidis G., Karampekos G., Vraha M., Christidou A., Archavlis E.

P1064

ASSOCIATION BETWEEN SERUM AND TISSUE PROTEIN PROFILES IN PATIENTS WITH INFLAMMATORY BOWEL DISEASE: THE ASCERTAIN STUDY

Stevens T.W.¹, Koželj M.², Novak G.², Gecse K.B.¹, Duijvestein M.¹, Löwenberg M.¹, Wildenberg M.E.^{1,3}, Drobne D.², D'Haens G.R.¹

P1065

HISTOLOGICAL ACTIVITY AS A PREDICTIVE MARKER OF CLINICAL RELAPSE AT 1 YEAR IN ULCERATIVE COLITIS: A PROSPECTIVE MONOCENTRIC STUDY

Neri B.¹, Romeo S.², Zorzi F.³, De Cristofaro E.¹, Calabrese E.⁴, Grasso E.⁵, Palmieri G.⁶, Soldati S.⁷, Biancone L.⁸

P1066

DURABILITY OF THE ANTI-HBS TITERS AFTER VACCINATION AGAINST HEPATITIS B VIRUS (HBV) IN PATIENTS WITH INFLAMMATORY BOWEL DISEASE (IBD)

Chaparro M.¹, Gordillo J.², Domènech E.³, Esteve M.⁴, Barreiro-de Acosta M.⁵, Villoria A.⁶, Iglesias-Flores E.⁷, Blasi M.², Naves J.E.³, Benítez O.⁴, Nieto L.⁵, Calvet X.⁶, García-Sánchez V.⁷, Villagrasa J.R.⁸, Marín A.C.¹, Donday M.G.¹, Gisbert J.P.¹

P1067

PATIENT-REPORTED OUTCOMES MEASURED WITH IBD DISK IN INFLAMMATORY BOWEL DISEASE

Munk M.-C.¹, Szemes K.¹, Adrienn E.², Vincze A.³, Sarlós P.⁴

P1068

SERUM CALPROTECTIN ACCURATELY SEPARATES INFLAMMATORY BOWEL DISEASE AND IRRITABLE BOWEL SYNDROME

Di Stefano M.¹, Mengoli C.², Vernero M.³, Giuffrida P.⁴, Ceroni L.⁵, Pagani E.⁶, Miceli E.⁶, Frigerio C.¹, Lapia F.¹, Sabatini U.¹, Corazza G.R.⁷, Di Sabatino A.⁸

P1069

FAECAL CALPROTECTIN LEVELS IN LYMPHOCYTIC AND COLLAGENOUS COLITIS

Cooney J., Naughton T., Hanna M.

P1070

INCIDENTAL DIAGNOSIS OF INFLAMMATORY BOWEL DISEASE FROM THE ENGLISH BOWEL CANCER SCREENING PROGRAMME -FOLLOW UP OF THE FIRST REPORTED COHORT

Bhandare A.P.¹, Nigam G.B.¹, Butcher R.O.², Limdi J.K.^{3,4,5}

P1071

A RETROSPECTIVE REAL WORLD ANALYSIS OF 6-THIOGUANINE NUCLEOTIDE (6-TGN) MONITORING FOR AZATHIOPRINE DOSING IN INFLAMMATORY BOWEL DISEASE ✦

Zarkua J.¹, Mateen B.², Romney M.T.³, Medcalf L.², Chung-Faye G.², Dubois P.², Vincent R.P.³, Kent A.², Hayee B.²

P1072

DIAGNOSIS OF IRON DEFICIENCY IN INFLAMMATORY BOWEL DISEASE: ARE FERRITIN AND CRP SUFFICIENT?

Farrag K.^{1,2}, Ademaj-Kospiri V.², Mavrommatakis I.^{2,3}, Böttger K.^{1,2}, Aksan A.^{2,4}, Leventi E.^{2,5}, Armbruster F.P.⁶, Dignass A.⁷, Stein J.^{1,2}

P1073

REDEFINING AND VALIDATING ENDOSCOPIC AND HISTOLOGICAL HEALING BY USING VIRTUAL ELECTRONIC CHROMOENDOSCOPY IN ULCERATIVE COLITIS

Iacucci M.^{1,2,3}, Cannatelli R.^{2,4}, Gui S.X.⁵, Lethebe B.C.⁶, Bazarova A.², Gkoutos G.², Kaplan G.³, Panaccione R.³, Kiesslich R.⁷, Ghosh S.^{1,2}

P1074

THE REAL WORLD USE OF FECAL CALPROTECTIN HOME TESTING IN PATIENTS WITH INFLAMMATORY BOWEL DISEASE UNDER MAINTENANCE TREATMENT WITH ADALIMUMAB

Orfanoudaki E., Theodoraki E., Foteinogiannopoulou K., Mantaka A., Koutroubakis I.

P1075

PREDICTIVE ENDOSCOPIC FACTORS OF CLINICAL SEVERITY IN ULCERATIVE COLITIS (UC) USING ULCERATIVE COLITIS ENDOSCOPIC INDEX SCORE (UCEIS)

Cherkaoui Malki M.¹, El Bacha H.², Benzoubeir N.³, Chahed Ouazzani L.⁴, Errabih I.⁵

P1076

EVALUATION OF PAIRED AND SEPARATED ENDOSCOPIC READS AT BASELINE AND WEEK 14 IN THE EXPLORATORY BERGAMOT INDUCTION COHORT

Mishkin D.S.¹, Schreiber S.², Daperno M.³, Oh Y.S.⁴, Hussain F.⁵, Hassanali A.⁴, Lacey S.⁶, Li R.⁷, Reinisch W.^{2,8}

P1077

STATUS OF SERUM VITAMIN B12 IN PATIENTS WITH CROHN'S DISEASE

Ben Mohamed A., Mouelhi L., Ayadi S., Zaimi Y., Jery K., Said Y., Kheher S., Salem M., Debbeche R.

P1078

THE ROLE OF SMALL BOWEL CAPSULE ENDOSCOPY IN DIAGNOSIS AND MONITORING OF CROHN'S DISEASES VERSUS RADIOLOGICAL INVESTIGATIONS: A DISTRICT HOSPITAL EXPERIENCE

Mir N.¹, Anjum M.R.¹, Rafique H.², Shah A.¹, Perry I.³

P1079

SPECIALIST PHARMACIST LED IMMUNOMODULATOR SERVICE REVIEW - 1 YEAR OUTCOME IN A UK DISTRICT HOSPITAL

Richards A., Daughney R., Henshall A., Saeed S., Kong C.

P1080

BENEFITS OF IMPLEMENTING A RAPID ACCESS CLINIC IN A HIGH VOLUME INFLAMMATORY BOWEL DISEASE CENTER: ACCESS, RESOURCE UTILIZATION AND OUTCOMES

Nene S.¹, Gonczi L.², Verdon C.¹, Reinglas J.¹, Kohen R.¹, Bessissow T.¹, Afif W.¹, Wild G.¹, Seidman E.¹, Bitton A.¹, Lakatos P.L.^{1,2}

P1081

ARE RANDOM BIOPSIES STILL REQUIRED DURING IBD SURVEILLANCE: A SYSTEMATIC REVIEW AND META-ANALYSIS

Lord R.¹, Khan A.², Burr N.³, Subramanian V.³

P1082

FECAL CALPROTECTIN (FCAL) IN IBD: AN USEFUL AND NON INVASIVE PREDICTOR OF MUCOSAL HEALING AND CLINICAL RELAPSE

Sambuelli A.¹, Gil A.¹, Negreira S.¹, Tirado P.¹, Huernos S.¹, Goncalves S.¹, Chavero P.¹, Goldberg G.¹, Litwin N.²

P1083

ANXIOUS, DEPRESSED, PHYSICIAN-CRITICAL BUT LOTS OF COMPLAINTS - PERSONALITY CHARACTERISTICS OF CAM USERS IN PATIENTS WITH IBD

Klaus J.G., Rauschek L., Schulte L., Kretschmer M., Berthold J., Sularz M.

P1084

WHICH ULTRASOUND CHANGE OCCURS MOST QUICKLY IN RESPONSE TO TREATMENT IN CROHN'S DISEASE: REDUCTION IN BOWEL WALL THICKNESS OR MURAL PERFUSION?

Wilkins R.^{1,2}, Lu C.¹, Novak K.L.³, Iacucci M.^{4,5}, Heatherington J.⁴, Ghosh S.^{3,5}, Panaccione R.³, Wilson S.R.¹

P1085

INTRINSIC BRAIN ABNORMALITIES IN UC PATIENTS AND EFFECT OF ANXIETY AND DEPRESSIONLiu C.¹, Wang F.², Zhang L.², Qi R.²

P1086

THE CORRELATION BETWEEN CHEST X-RAY AND CHEST CT FOR THE DETECTION OF LATENT TUBERCULOSIS DURING INFLAMMATORY BOWEL DISEASENaji S.¹, Boubker S.¹, Khannoussi W.¹, Ismaili Z.², Kharrasse G.³

P1087

USING MAGNETIC RESONANCE ENTEROGRAPHY GLOBAL SCORES (MEGS) TO ASSESS RESPONSE TO USTEKINUMAB IN CROHN'S DISEASEHonap S.¹, Griffin N.², Nicolescu A.², Irving P.M.¹

P1088

EVOLUTION OF ENDOSCOPIC LESIONS IN PATIENTS ADMITTED FOR ACUTE SEVERE ULCERATIVE COLITIS RESPONDING TO INFLIXIMAB OR CYCLOSPORINE: SUB-STUDY FROM THE CYSIF TRIALLaharie D.¹, Bourreille A.², Branche J.³, Allez M.⁴, Bouhnik Y.⁵, Filippi J.⁶, Zerbib F.⁷, Savoye G.⁸, Vuitton L.⁹, Moreau J.¹⁰, Amiot A.¹¹, Beaugerie L.¹², Ricart E.¹³, Dewit O.¹⁴, López San Román A.¹⁵, Fumery M.¹⁶, Carbonnel F.¹⁷, Buisson A.¹⁸, Coffin B.¹⁹, Roblin X.²⁰, Van Assche G.²¹, Esteve M.²², Färkkilä M.A.²³, Gisbert J.²⁴, Marteau P.²⁵, Nahon S.²⁶, De Vos M.²⁷, Peyrin-Biroulet L.²⁸, Mary J.Y.²⁹

P1089

EARLY IMPROVEMENT AFTER INTRAVENOUS USTEKINUMAB INDUCTION IN PATIENTS WITH ULCERATIVE COLITIS: RESULTS FROM THE UNIFI INDUCTION TRIALSands B.E.¹, Abreu M.T.², Marano C.³, Baker T.³, O'Brien C.³, Zhang H.³, Johanns J.³, Rowbotham D.⁴, Leong R.⁵, Danese S.⁶

P1090

PSORIASIS UNDER TNF-A INHIBITORS IN INFLAMMATORY BOWEL DISEASE PATIENTS: A 19-YEAR EXPERIENCE OF A TERTIARY CENTREGuedes T.¹, Pinto C.², Garrido M.¹, Salgueiro P.³, Torres T.⁴, Pedroto I.¹, Lago P.¹

P1091

CLINICAL EFFECTIVENESS OF FIRST-LINE ANTI-TNF THERAPIES AND SECOND-LINE ANTI-TNF THERAPY POST-VEDOLIZUMAB DISCONTINUATION IN PATIENTS WITH ULCERATIVE COLITIS OR CROHN'S DISEASEBressler B.¹, Yarur A.², Kopylov U.³, Bassel M.⁴, Brett N.⁴, Lissos T.⁵, Lopez C.⁵, Natsios A.⁶, Saha S.⁷, Kifnidi C.⁶, Demuth D.⁸, Patel H.⁹, Mantzaris G.J.¹⁰

P1092

SAFETY, TOLERABILITY, AND PHARMACOKINETICS OF PTG-200, AN ORAL GI-RESTRICTED PEPTIDE ANTAGONIST OF IL-23 RECEPTOR, IN NORMAL HEALTHY VOLUNTEERSCheng L.X.¹, Lee T.-Y.², Ledet G.³, Tovera J.¹, Campbell R.³, Purro N.³, Annamalai T.⁴, Bhandari A.¹, Masjedizadeh M.³, Liu D.⁵, Nawabi R.³, Kenwar B.⁶

P1093

THE EFFECTS OF CANNABIS EXTRACTS ON INFLAMMATORY BOWEL DISEASE (IBD) EXPLANT BIOPSIESPery S.¹, Abu Jabal N.^{1,2}, Ringel Y.³, Konikoff F.^{1,2}, Naftali T.^{1,2}, Tartakover Matalon S.^{4,5}

P1094

ASSESSMENT OF BUDESONIDE MMX® EFFECTIVENESS FOR ACTIVE, MILD-TO-MODERATE ULCERATIVE COLITIS IN THE POLISH SUB-GROUP OF THE PROSPECTIVE MULTI-CENTER OBSERVATIONAL STUDY CORE PRACTICERydzewska G.^{1,2}, Paridaens K.³, Danese S.⁴, lesionowski M.⁵

P1095

PERFUSE: A FRENCH PROSPECTIVE/RETROSPECTIVE NON-INTERVENTIONAL COHORT STUDY OF INFLIXIMAB-NAIVE AND TRANSITIONED PATIENTS RECEIVING INFLIXIMAB BIOSIMILAR SB2; 1ST INTERIM ANALYSISBouhnik Y.¹, Fautrel B.^{2,3}, Desjeux G.⁴, Freudensprung U.⁵, Addison J.⁵, Briguï A.⁶

P1096

TUBERCULOSIS INFECTION UNDER ANTI-TNF - SHOULD WE BE LOOKING FOR IT?Xavier S.^{1,2,3}, Cúrdia Gonçalves T.^{2,3,4}, Dias de Castro F.^{2,3,5}, Magalhães J.^{2,3,4}, Moreira M.^{2,3,4}, Cotter J.^{2,3,4}

P1097

CORTICOSTEROID SPARING EFFECTS OF USTEKINUMAB THERAPY IN ULCERATIVE COLITIS PATIENTS: RESULTS FROM THE UNIFI PROGRAMDanese S.¹, Sands B.E.², Peyrin-Biroulet L.³, Marano C.⁴, O'Brien C.⁴, Zhang H.⁴, Nunes Faria Oortwijn A.⁵, Rowbotham D.⁶, Leong R.⁷, Arasaradnam R.P.⁸, van Assche G.⁹, Sandborn W.J.¹⁰, Panaccione R.¹¹

P1098

COMBINED THERAPY WITH MESENCHYMAL STROMAL CELLS AND VEDOLIZUMAB CONTRIBUTES TO DEEP REMISSION IN ULCERATIVE COLITISKnyazev O.^{1,2}, Kagramanova A.¹, Lishchinskaya A.^{1,3}, Kulakov D.¹, Parfenov A.¹

P1099

HIGH INCIDENCE OF HYPERGLYCAEMIA IN STEROID TREATED HOSPITALISED INFLAMMATORY BOWEL DISEASE (IBD) PATIENTS AND ITS RISK FACTORS IDENTIFIED BY MACHINE LEARNING METHODSHarris R.¹, McDonnell M.¹, Mills T.¹, Dharmasiri D.², Downey L.¹, Felwick R.¹, Phan H.³, Borca F.³, Cummings F.¹, Gwiggner M.¹

P1100

IMPACT OF MIRIKIZUMAB TREATMENT ON INFLAMMATORY BOWEL DISEASE QUESTIONNAIRE SCORES IN PATIENTS WITH MODERATE TO SEVERELY ACTIVE CROHN'S DISEASESands B.¹, Sandborn W.², Peyrin-Biroulet L.³, Higgins P.⁴, Hirai F.⁵, Jairath V.⁶, Belin R.⁷, Dong Y.⁷, Gomez Valderas E.⁷, Miller D.⁷, Morgan-Cox M.⁷, Naegeli A.⁷, Pollack P.⁷, Tuttle J.⁷, Hibi T.⁸

P1101

TUBERCULOSIS INFECTION IN INFLAMMATORY BOWEL DISEASE PATIENTS WHO RECEIVED BIOLOGIC AGENTS: A SINGLE CENTER EXPERIENCE OF 20 YEARSDashdamirova S.¹, Hatemi A.L.², Erzin Y.Z.², Tuncer M.², Celik A.F.²

P1102

EFFICACY AND IMPROVED HEALTH-RELATED QUALITY OF LIFE AFTER 52-WEEKS OF MIRIKIZUMAB TREATMENT IN PATIENTS WITH ULCERATIVE COLITIS: AN UPDATE FROM A RANDOMISED, DOUBLE-BLIND, CONTROLLED, PHASE 2 STUDY

Ferrante M.¹, Sandborn W.², Bandhari B.R.³, D'Haens G.⁴, Feagan B.^{5,6}, Durante M.⁷, Arora V.⁷, Tuttle J.⁷, Naegeli A.⁷

P1103

SILVER NANOPARTICLES BASED ON BLACKCURRANT EXTRACT ALLEVIATE DSS-INDUCED COLITIS IN MICE

Krajewska J.B.¹, Dlugosz O.², Banach M.², Fichna J.¹

P1104

INCIDENCE AND INDICATORS OF SUBOPTIMAL RESPONSE TO TUMOR NECROSIS FACTOR ANTAGONIST THERAPY IN INFLAMMATORY BOWEL DISEASE IN NEWLY INDUSTRIALIZED COUNTRIES: RESULTS FROM THE EXPLORE STUDY

Yamamoto Furusho J.K.^{1,2}, Al Harbi O.³, Chan W.⁴, Ponce de Leon E.⁵, Qian J.⁶, Shapina M.⁷, Toruner M.⁸, Tu C.-H.⁹, Ye B.D.¹⁰, Guennec M.¹¹, Sison C.¹², Demuth D.¹³, Fadeeva O.¹³, Rana-Khan Q.M.¹³, Armuzzi A.¹⁴

P1105

VEDOLIZUMAB INDUCES DEEP REMISSION AND IMPROVES QUALITY OF LIFE IN PATIENTS WITH INFLAMMATORY BOWEL DISEASES: THE ANCONA EXPERIENCE

Quatraccioni C., Annulli G., Daretti L.M., Antuono S., Calzolari M., Guardati P., Benedetti A., Di Sario A.

P1106

PERIPHERAL BLOOD METHYLATION PROFILES ARE STRONG PREDICTORS OF RESPONSE AND NON-RESPONSE TO INFLIXIMAB AND VEDOLIZUMAB IN CROHN'S DISEASE

D'Haens G.R.¹, Henneman P.², Li-Yim A.², Gecse K.B.³, Hageman I.⁴, Joustra V.⁴, Lowenberg M.⁵, te Velde A.⁵, de Jonge W.⁵, Dhaens G.⁵

P1107

COMPARING THE DESIGN OF TWO RECENT MESALAZINE TRIALS WITH RESPECT TO EMA GUIDELINE ON THE DEVELOPMENT OF NEW MEDICINAL PRODUCTS FOR THE TREATMENT OF ULCERATIVE COLITIS

Laoun R.¹, Hofmann R.²

P1108

ANTI-TNF TREATMENT EFFECTIVELY REDUCED RATE OF HOSPITALIZATION IN PATIENTS WITH INFLAMMATORY BOWEL DISEASE WITH OR WITHOUT EXTRAINTestinal MANIFESTATIONS: REAL WORLD DATA IN GERMANY

Bettenworth D.¹, Lee W.-J.², Clark R.², Rath S.³, Yang M.⁴, Cook E.E.⁴, Vavricka S.⁵

P1109

COMBINED ENDOSCOPIC AND HISTOLOGICAL HEALING WITH VEDOLIZUMAB IN THERAPY-REFRACTORY CROHN'S DISEASE, DATA FROM THE LOVE-CD TRIAL

Lowenberg M.¹, Mostafavi N.², Vermeire S.³, Hoentjen F.⁴, Ambarus C.⁵, Clasquin E.⁶, Baert F.⁷, D'Haens G.R.⁸

P1110

COMPREHENSIVE LIFESTYLE-MODIFICATION INCLUDING MULTIMODAL STRESS MANAGEMENT TECHNIQUES IN PATIENTS WITH ULCERATIVE COLITIS - RESULTS OF A RANDOMIZED-CONTROLLED TRIAL AND THE TRIER SOCIAL STRESS TEST

Langhorst J.¹, Schoels M.², Haller H.², Anheyer D.², Cinar Z.², Eilert R.², Kofink K.², Engler H.³, Elsenbruch S.³, Cramer H.⁴, Dobos G.J.⁵, Koch A.K.⁶

P1111

ACUTE SEVERE COLITIS: SHORT AND LONG TERM IMPACT OF INFLIXIMAB

Ghribi M.¹, Mohamed G.², Benslimen B.², Soudes D.B.², Ben Abdallah H.², Abdelli M.N.², Bouali R.³

P1112

PEAK USTEKINUMAB CONCENTRATION AFTER INTRAVENOUS LOADING DOSE PREDICTS FAECAL CALPROTECTIN NORMALISATION IN CROHN'S DISEASE: POTENTIAL ROLE FOR THERAPEUTIC DRUG MONITORING?

Drobne D.¹, Zdovc J.², Kurent T.¹, Hanzel J.¹, Sever N.¹, Javornik K.¹, Tuta K.¹, Koželj M.¹, Smrekar N.¹, Novak G.¹, Ferkolj I.¹, Stabuc B.¹, Vovk T.², Grabnar I.²

P1113

SEVEN WEEKS HIGH-DOSE VITAMIN D TREATMENT IN CROHN'S DISEASE REDUCES THE NEED FOR INTENSIFIED INFLIXIMAB TREATMENT DURING 52 WEEKS FOLLOW UP

Bendix M.¹, Dige A.¹, Jørgensen S.P.¹, Dahlerup J.F.¹, Bibby B.M.², Deleuran B.³, Agnholt J.¹

P1114

EFFECTIVENESS AND EVOLUTION IN THE USE OF USTEKINUMAB IN REAL-LIFE CLINICAL PRACTICE: A SINGLE CENTER EXPERIENCE WITH INTRAVENOUS INDUCTION THERAPY IN REFRACTORY CROHN'S DISEASE PATIENTS

Calvo Moya M.¹, Vera Mendoza M.I.¹, Vasquez Ruíz H.², Matallana Royo V.¹, Menchen Viso B.³, Manso Manrique M.³, González Partida I.¹, De Lucas Téllez de Meneses R.¹, Bella del Castillo P.¹, González Rodríguez M.¹, González Lama Y.¹

P1115

USTEKINUMAB IMPROVED WORK PRODUCTIVITY IN PATIENTS WITH MODERATE TO SEVERE ULCERATIVE COLITIS: RESULTS FROM THE PHASE 3 UNIFI INDUCTION AND MAINTENANCE STUDIES

Naessens D.¹, Han C.², Zhang H.³, Johanns J.³, Marano C.³, Sands B.E.⁴

P1116

MANAGEMENT AND OUTCOMES OF ANTI-DRUG ANTIBODIES TO INFLIXIMAB, A LONG-TERM OBSERVATIONAL STUDY

McGittigan N.¹, Harkin G.², Moran C.¹, Harewood G.¹, Patchett S.¹, Cheriyan D.², Boland K.¹, O'Toole A.²

P1117

THIOPURINE WITHDRAWAL DURING SUSTAINED CLINICAL REMISSION IN CROHN'S DISEASE

Sanchez-Aldehuelo R., Sanchez Rodriguez E., Rodriguez de Santiago E., Mesonero Gismero F., Fernandez C., Albillos A., Lopez-Sanroman. A.

P1118

IS THE SWITCH TO A SECOND THIOPURINE A SAFE STRATEGY IN ELDERLY PATIENTS WITH INFLAMMATORY BOWEL DISEASE? A MULTICENTRE COHORT STUDY OF THE ENEIDA REGISTRY
Calafat Sard M.¹, Mañosa M.^{2,3}, Ricart E.^{3,4}, Marin Pedrosa S.⁵, Calvo M.⁶, Rodriguez-Moranta F.⁷, Taxonera Samso C.⁸, Nos Mateu P.^{3,9}, Mesonero F.¹⁰, Martín-Arranz M.¹¹, Mínguez M.¹², P. Gisbert J.^{3,13}, García-López S.¹⁴, De Francisco García R.¹⁵, Gomollon García F.^{3,16}, Calvet X.^{3,17}, García-Planella E.¹⁸, Rivero M.¹⁹, Martínez-Cadilla J.²⁰, Argüelles F.²¹, Arias L.²², Cimavilla M.²³, Zabana Y.^{3,24}, Cañete F.^{2,3}, Domènech E.^{2,3}

P1119

LONG-TERM OUTCOME OF ACUTE SEVERE ULCERATIVE COLITIS RESPONDING TO INTRAVENOUS STEROIDS: A MULTICENTRE COHORT STUDY
Salameh R.¹, Kirchgessner J.², Allez M.³, Collins M.⁴, Carbonnel F.⁴, Gornet J.M.⁵, Beaugerie L.⁶, Amiot A.¹

P1120

TRANSLATIONAL STUDIES IN NONHUMAN PRIMATES AND HUMAN VOLUNTEERS SUPPORT THE PHASE 2 PROGRAM FOR RAVAGALIMAB IN MODERATELY TO SEVERELY ACTIVE ULCERATIVE COLITIS
Schreiber S.¹, Clarke S.H.², McRae B.L.², Caldwell R.G.³, Nader A.³, Alperovich G.⁴, Lazar A.⁵

P1121

IMPACT OF BIOLOGIC TREATMENT OF CROHN'S DISEASE ON HEALTHCARE RESOURCE UTILIZATION IN US PATIENTS
Hunter T.¹, Naegeli A.¹, Choong C.², Dong Y.², Crandall W.²

P1122

OLAMKICEPT (SGP130FC) DEMONSTRATES TARGET ENGAGEMENT AND INTERLEUKIN-6 PATHWAY INHIBITION ASSOCIATED WITH CLINICAL EFFECTIVENESS IN AN OPEN LABEL TRIAL (FUTURE) IN ACTIVE IBD
Schreiber S.¹, Aden K.², Conrad C.³, Bernardes J.⁴, Bethge J.⁵, Tran F.⁶, Hoepfer H.⁴, Nikolaus S.⁷, Röcken C.⁸, Cottingham I.⁹, Rasmussen B.¹⁰, Petri N.¹⁰, Waetzig G.H.¹¹, Chen M.¹², Rosenstiel P.¹³

P1123

EFFICACY, SAFETY AND COST-EFFICIENCY OF ADALIMUMAB 80 MG EVERY OTHER WEEK IN PREVIOUSLY INTENSIFIED PATIENTS ON ADALIMUMAB 40 MG EVERY WEEK
Barreiro-De Acosta M.^{1,2}, Ferreiro Iglesias R.^{1,2}, Jardi-Cuadrado A.^{1,2}, Quiroga-Castiñeira A.^{1,2}, Baston-Rey I.^{1,2}, González J.³, Sousa A.³, Zarra I.³, Dominguez-Muñoz J.E.⁴

P1124

SPERMIDINE TREATMENT AMELIORATES EXPERIMENTAL COLITIS IN VIVO
Niechcial A.¹, Katkeviciute E.¹, Hering L.¹, Wawrzyniak M.¹, Schwarzfischer M.¹, Baebler K.¹, Atrott K.¹, Scharl M.^{1,2}, Spalinger M.R.¹

P1125

IDENTIFICATION OF BIOMARKERS AND MECHANISTIC INSIGHT FOR UPADACITINIB IN CROHN'S DISEASE: SERUM INFLAMMATORY MEDIATOR ANALYSIS FROM THE PHASE 2B CELEST STUDY
Vermeire S.¹, Guay H.M.², Verstockt B.³, Hong F.², Lee W.-J.⁴, Cataldi F.⁴, Lacerda A.⁴, Danese S.⁵

P1126

PREGNANCY OUTCOMES IN WOMEN EXPOSED TO GOLIMUMAB - UPDATE
Esslinger S.¹, Gabriel S.², Otero-Lobato M.¹, Clark M.², Sheridan P.², Geldhof A.¹

P1127

TREATMENT OUTCOMES FOLLOWING ADMINISTRATION OF VEDOLIZUMAB IN PATIENTS WITH MODERATE TO SEVERE ULCERATIVE COLITIS
 Bamias G.¹, Xourafas V.¹, Tsoukali E.², Viazis N.², Mantzaris G.J.², Gizis M.¹, Zacharopoulou E.³, Tzouvala M.³, Leonidakis G.⁴, Zampeli E.⁴, Michopoulos S.⁴, Makris K.⁵, Michalopoulos G.⁵, Papatheodoridis G.⁶, Greek Vedolizumab Study Group

P1130

LONG-TERM SAFETY AND EFFICACY OF RISANKIZUMAB TREATMENT IN PATIENTS WITH CROHN'S DISEASE: 3-YEAR INTERIM RESULTS FROM THE ONGOING PHASE 2 OPEN-LABEL EXTENSION STUDY
 Ferrante M.¹, Feagan B.G.², Panés J.³, Baert F.⁴, Louis E.⁵, Dewit O.⁶, Kaser A.⁷, Duan W.R.⁸, Gustafson D.⁸, Liao X.⁸, Wallace K.⁸, Kalabic L.⁹, D'Haens G.R.¹⁰

P1131

SUPERIOR OUTCOME WITH EARLY BIOLOGIC-COMBINATION TREATMENT IN CROHN'S DISEASE: DATA FROM AN INTERNATIONAL INCEPTION COHORT
Matheeuwsen M.¹, Vermeijden N.K.¹, Bossuyt P.², Pouillon L.², Bemelman W.A.³, D'Haens G.R.¹, Gecse K.B.¹

P1132

UTILITY OF VEDOLIZUMAB DRUG LEVEL MONITORING IN IBD PATIENTS - REAL LIFE EXPERIENCE: PILOT STUDY
Belvis Jiménez M.¹, Guerra Veloz M.F.², Argüelles-Arias F.³, Sáez A.⁴, Maldonado Perez B.⁴, Castro Laria L.⁴, Benítez Roldán A.⁴, Caunedo Álvarez Á.⁴

P1133

RETROSPECTIVE STUDY OF THE EFFECTIVENESS AND SAFETY OF USTEKINUMAB IN REFRACTORY CROHN'S DISEASE
Truyens M.^{1,2}, Goossens M.³, Glorieus E.³, Geldof J.³, Hindryckx P.³, Lobaton Ortega T.³

P1134

EFFICACY OF USTEKINUMAB INTENSIFICATION AND RE-INDUCTION IN CROHN'S DISEASE PATIENTS WITH INSUFFICIENT OR LOSS OF RESPONSE
Truyens M.^{1,2}, Goossens M.³, Glorieus E.³, Geldof J.³, Hindryckx P.³, Lobaton Ortega T.³

P1135

THERAPEUTIC DRUG MONITORING SUPPORTS CLINICAL DECISION MAKING WHEN EMPLOYED BEFORE AND AFTER BIOSIMILAR INFlixIMAB SWITCHING
 Haggarty R.^{1,2}, Waddell K.¹, Veryan J.¹, Nowell E.¹, Seenan J.P.^{1,2}, Macdonald J.^{1,2}

P1136

CORRELATION OF VEDOLIZUMAB TROUGH LEVELS WITH CLINICAL AND BIOCHEMICAL MARKERS IN INFLAMMATORY BOWEL DISEASE
 Tamilarasan A.G.¹, Guerrero A.², Arias L.^{1,2}, Burns M.², Arkir Z.², Meade S.³, Irving P.²

P1137

EFFECT OF VEDOLIZUMAB DOSE INTENSIFICATION ON SERUM DRUG CONCENTRATIONS AND REGAIN OF RESPONSE IN INFLAMMATORY BOWEL DISEASE PATIENTS WITH SECONDARY LOSS OF RESPONSE

Outtier A.¹, Rahier J.F.², Bossuyt P.³, Colard A.⁴, Franchimont D.⁵, Lambrecht G.⁶, Macken E.⁷, Van Moerkercke W.⁸, Baert F.⁹, Humblet E.¹⁰, Van Hootegem P.¹¹, Gils A.¹², Ferrante M.¹³, Vermeire S.¹⁴

Poster Session

09:00 – 17:00

Poster Exhibition - Hall 7

Other Lower GI Disorders II

P1138

ELECTRICAL CONDUCTIVITY IN BIFIDOBACTERIUM ANIMALIS SUBSPECIES LACTIS BB-12

Bozkurt H.S.

P1139

HEAT-TREATED LACTOBACILLI IMPACT MURINE MICROBIOTA COMPOSITION AND PREVENT PATHOGEN-INDUCED INFLAMMATION

Warda A.¹, Bettio P.¹, Hueston C.¹, di Benedetto G.¹, Clooney A.¹, Hill C.^{1,2}

P1140

CHARACTERIZATION OF THE MUCOSAL MICROBIOME IN FAMILIAL ADENOMATOUS POLYPOSIS PATIENTS WITH INTACT COLON OR SUBJECTED TO POUCH SURGERY

Prossomariti A.^{1,2}, Biagi E.³, Turroni S.³, Brigidi P.³, Piazzini G.^{1,2}, Colussi D.¹, Miccoli S.^{4,5}, Turchetti D.^{4,5}, Alquati C.^{1,2}, Bazzoli F.¹, Ricciardiello L.^{1,2,5}

P1141

THE STUDY ON THE CHANGES AND ROLES OF INTESTINAL BACTERIA MICROBIOTA IN CORONARY HEART DISEASE COMPLICATED WITH NONALCOHOLIC FATTY LIVER DISEASE

Zhang Y.^{1,2}, Xu J.^{1,2,3}, Wang X.^{1,2}, Liu Y.^{1,2}

P1142

THE STUDY ON THE CHANGES AND ROLES OF INTESTINAL FUNGAL MICROBIOTA IN CORONARY HEART DISEASE COMPLICATED WITH NONALCOHOLIC FATTY LIVER DISEASE

Xu J.^{1,2,3}, Zhang Y.^{1,2}, Wang X.^{1,2}, Liu Y.^{1,2}

P1143

THE EFFECT OF BILE ACIDS AS A MAJOR REGULATOR OF INTESTINAL MICROBIOTA, ESPECIALLY ON DIFFERENT PARTS OF THE MICE COLON

Ryu K.¹, Han S.², Jeong J.², Choi Y.¹, Im C.¹, Kang Y.¹, Huh K.¹, Lee T.¹, Kim S.¹, Song K.¹, Koo H.¹, Lee M.², Moon J.², Kang M.³

P1144

DIFFERENT INTESTINAL BACTERIOCIN PRODUCTION IN COLORECTAL NEOPLASIA IN MALES AND FEMALES

Kohoutova D.^{1,2}, Forstlova M.³, Moravkova P.⁴, Smajs D.⁵, Bures J.⁶

P1145

GROWTH INHIBITION OF CLOSTRIDIUM DIFFICILE BY THE INTESTINAL ISOLATES FROM HUMAN FECES: INVESTIGATION OF KEY MICROBIOTA IN FMT (FECAL MICROBIOTA TRANSPLANTATION)

Lee D.H.¹, Seol M.J.², Ma S.Y.², Park Y.S.¹, Yoon H.¹, Shin C.M.¹, Kim N.¹, Cho J.H.¹

P1146

INTERNALLY APPLIED ULTRAVIOLET LIGHT AS A NOVEL APPROACH FOR EFFECTIVE AND SAFE ANTI-MICROBIAL TREATMENT

Rezaie A.¹, Leite G.², Park J.³, Kim S.¹, Weisman S.³, Melmed G.³, Barlow G.³, Morales W.³, Celly S.³, Parodi G.³, Sakhaie S.⁴, Melmed Z.³, Ybarra E.¹, Mathur R.³, Pimentel M.³

P1147

COLORECTAL CANCER SCREENING AND CHOICE OF THE POSITIVE CUT-OFF LEVEL. ARE FRENCH DECISION MAKING CRITERIA OPTIMAL IN RELATION TO A PERSON'S EQUAL ACCESS TO COLONOSCOPY IN REGARDS TO ADVANCED NEOPLASIA RISK?

Kaufmanis A., Koivogui A., Vincelet C., Deyra J., Ait Hadad H., Delattre H., Brixi Z., Bercier S., Le Trung T.

P1148

PREVALENCE OF COLORECTAL CANCER IN CRYPTOGENIC PYOGENIC LIVER ABSCESS PATIENTS, DO THEY NEED ROUTINE SCREENING COLONOSCOPY? A SYSTEMATIC REVIEW AND META-ANALYSIS

Mohan B.¹, Aravamudan V.², Khan S.³, Chandan S.⁴, Ponnada S.⁵, Asokkumar R.⁶, Navaneethan U.⁷, Adler D.⁸

P1149

A NATIONWIDE ANALYSIS OF READMISSION RATES AFTER COLORECTAL CANCER SURGERY IN THE US

Kim J.W.¹, Mannalithara A.², Singh G.³, Ladabaum U.²

P1150

FIT POSITIVE COLONOSCOPY PERFORMANCE AT A LARGE HMO SHOWS HIGH RATES OF PERFORMANCE AND OF ADVANCED ADENOMAS

Thurm T.¹, Egger D.², Ash N.², Kariv R.^{2,3}

P1151

POST-COLONOSCOPY COLORECTAL CANCER VERSUS DETECTED COLORECTAL CANCER: DOES TUMOUR MORPHOLOGY AND FAMILY HISTORY DIFFER?

Forsberg A.¹, Kärenen A.², Ghazi S.², Lindblom A.³

P1152

NON-PEDUNCULATED, SCREEN-DETECTED T1 COLORECTAL CARCINOMAS HAVE AN INCREASED RISK FOR LYMPH NODE METASTASIS AS COMPARED TO NON-SCREEN-DETECTED T1 COLORECTAL CARCINOMAS

van der Schee L.^{1,2}, Haasnoot K.J.C.¹, Elias S.G.³, Backes Y.¹, van Berkel A.-M.⁴, Boersma F.⁵, ter Borg F.⁶, Gijssbers K.M.⁷, Kessels K.⁸, Schrauwen R.⁹, Spanier B.W.M.¹⁰, Terhaar sive Droste J.¹¹, De Vos Tot Nederveen Cappel W.², Vleggaar F.P.¹², Lacé M.M.¹³, Moons L.M.G.¹, Dutch T1 CRC Working Group

P1153

OUTCOMES OF COLORECTAL CANCER SCREENING STARTING AT THE AGE OF 45 IN AVERAGE-RISK, ASYMPTOMATIC PATIENTS

Chalifoux S., Tsai F., Strum W.

P1154

POST-COLONOSCOPY COLORECTAL CANCER RATE IS SLOWLY DECREASING: A RETROSPECTIVE POPULATION BASED COHORT STUDY OF THE ADULT SWEDISH POPULATIONForsberg A.¹, Widman L.², Ekbom A.³, Hultcrantz R.⁴

P1155

PATIENTS REFERRED WITH ANAEMIA SHOULD BE INVESTIGATED FOR CANCER REGARDLESS OF IRON STATUSOldroyd C., Vithayathil M., Osman A., Corbett G.

P1156

THE PREVALENCE OF SESSILE SERRATED ADENOMA/POLYP IN COLORECTUM AND ITS RELATIONSHIP TO SYNCHRONOUS COLORECTAL ADVANCED NEOPLASIA: A SYSTEMIC REVIEW AND META-ANALYSISShiu S.-I.^{1,2,3}, Kashida H.⁴, Ho H.-C.^{1,3}

P1157

HIGH MEAT INTAKE AND LOW SRAGE ARE ASSOCIATED WITH COLONIC POLYPS MAINLY IN SMOKERS IN A CASE CONTROL STUDYIvanovsky-Wajcman D.¹, Zelber-Sagi S.^{1,2}, Fliss-Isakov N.², Webb M.^{2,3}, Zemel M.⁴, Shibolet O.^{2,3}, Kariv R.^{2,3}

P1158

FAECAL DNA TEST IN COMBINATION WITH FAECAL IMMUNOCHEMICAL TEST FOR HAEMOGLOBIN IS USEFUL FOR DETECTION OF COLORECTAL ADVANCED ADENOMASuehiro Y., Yamasaki T.

P1159

GENETIC RISK SCORE TO IDENTIFY INDIVIDUALS WITH AN INCREASED RISK OF COLORECTAL ADENOMASGargallo Puyuelo C.J.¹, Lanas A.², Carrera Lasfuentes P.³, Ferrandez A.⁴, Quintero Carrion E.⁵, Carrillo Palau M.⁶, Alonso Abreu I.⁶, García-González M.A.⁷

P1160

ROLE OF INTERLEUKIN 10 GENETIC POLYMORPHISMS IN MEXICAN PATIENTS WITH RECTAL CANCER ✦de-León-Rendón J.L.¹, Villanueva Herrero J.A.¹, López Pérez R.Y.², Recalde Rivera M.A.¹, Vargas Velásquez D.A.¹, Jiménez Bobadilla B.¹, Gracida Mancilla N.I.³, Ángeles Martínez J.⁴

P1161

ANALYSIS OF THE DISTRIBUTION AND PHENOTYPE OF MACROPHAGES INFILTRATING INTO TUMOR TISSUES IN EARLY-STAGE COLORECTAL NEOPLASIAInagaki K.¹, Kitadai Y.², Yuge R.³, Kadota H.¹, Naito T.¹, Yorita N.¹, Ninomiya Y.³, Oka S.³, Tanaka S.³, Chayama K.¹

P1162

A PROSPECTIVE COHORT STUDY ON THE BENEFIT OF PREOPERATIVE ULTRATHIN COLONOSCOPY FOR COLORECTAL CANCER PATIENTS WITH STENOSISIto S., Hotta K., Imai K., Kishida Y., Kakushima N., Takizawa K., Kawata N., Yoshida M., Yabuuchi Y., Ishiwatari H., Matsubayashi H., Ono H.

P1163

QUALITY OF ONLINE MEDICAL INFORMATION ON COLORECTAL CANCER SCREENING ✦Ong Y.L.¹, Namasivayam V.²

P1164

CLINICOPATHOLOGICAL FEATURES AND THERAPEUTIC STRATEGY FOR LEFT-SIDED SESSILE SERRATED ADENOMA/POLYPSTakeuchi Y.¹, Shigita K.², Nagata S.¹, Asayama N.¹, Aoyama T.¹, Fukumoto A.², Mukai S.¹

P1165

THE CLINICAL IMPACT OF MRI FOR DETECTING EXTRA-PERITONEAL FINDINGS IN COLORECTAL CANCER PATIENTS CONSIDERED FOR CRS/HIPECEngbersen M.¹, van 't Sant-jansen I.¹, Aalbers A.², Lambregts D.M.J.¹, Kok N.², Lahaye M.J.¹

P1166

MR IMAGING TO PREDICT COMPLETE CYTOREDUCTION AND SURVIVAL IN COLORECTAL PERITONEAL METASTASES IN PATIENTS CONSIDERED FOR CRS/HIPECEngbersen M.¹, van 't Sant-jansen I.¹, van Eden H.², Lambregts D.M.J.¹, Aalbers A.³, Velzing J.¹, Kok N.³, Lahaye M.J.¹

P1167

RISK OF METACHRONOUS NEOPLASIA ON SURVEILLANCE COLONOSCOPY IN YOUNG AND OLD AGE GROUPS AFTER POLYPECTOMYLaish I.

P1168

IS THE ADENOMA DETECTION RATE AN IMPORTANT INDICATOR IN THE DETECTION OF OTHER NON-NEOPLASTIC FINDINGS?Ribeiro Gomes A.C.¹, Pinho R.T.², Ponte A.³, Rodrigues A.³, Silva A.P.³, Sousa M.⁴, Silva J.C.⁴, Afecto E.⁵, Carvalho J.⁶

P1169

FAECAL BACTERIAL SIGNATURE TESTING FOR COLORECTAL CANCER SCREENING IN POSITIVE FAECAL IMMUNOCHEMICAL TEST POPULATIONMalagón M.^{1,2,3}, Ramió-Pujol S.², Serrano M.², Amoedo J.^{2,3}, Oliver L.², Bahí A.¹, Miquel-Cusachs J.O.^{4,5}, Gilabert P.⁶, Saló J.⁴, Guardiola J.⁶, Piñol V.^{3,5}, Serra-Pagès M.², Castells A.^{7,8}, Aldeguer X.^{1,2,5}, García-Gil J.^{2,3}

P1170

FABP4 PROMOTES INVASION AND METASTASIS OF COLON CANCER BY REGULATING FATTY ACID TRANSPORTXia M., Tian W., Zhang W., Zhan Q., An F.

P1171

A PATIENT SELF-MADE ONE STEP QUICK FAECAL TEST REDUCES UNNECESSARY COLONOSCOPIES AND PRIORITIZES HIGH RISK SYMPTOMATIC PATIENTSHijos G.^{1,2}, Velamazan R.¹, Navarro M.¹, Arechavaleta S.^{2,3}, Chueca E.^{2,3}, Lue A.^{1,2,3}, Sostres C.^{1,2,3}, Gomollon F.^{1,2,3}, Lanas A.^{1,2,3}

P1172

MANAGEMENT OF RECTAL NEOPLASTIC LESIONS BY ENDOSCOPIC SUBMUCOSAL DISSECTION AND TRANSANAL ENDOSCOPIC MICROSURGERY IN THE NATIONAL CANCER INSTITUTE IN SLOVAKIAPekárek B.¹, Letkovský J.¹, Doval R.², Sedlák I.², Žitňan Ľ.¹, Orság A.³, Pindák D.²

P1175

LOW RISK SUPERFICIALLY INVASIVE CARCINOMA IN LARGE LATERALLY SPREADING COLONIC LESIONS REMOVED BY PIECEMEAL EMR HAS A LIMITED RISK OF RESIDUAL DISEASE
Gibson D.¹, Tate D.J.², Sidhu M.³, Mangira D.⁴, Zanati S.⁵, Moss A.C.⁶, Singh R.⁷, Hourigan L.F.⁸, Raftopoulos S.⁹, Brown G.^{10,11}, Bourke M.J.¹², Australian Colonic EMR (ACE)

P1176

INCIDENCE OF METACHRONOUS ADVANCED NEOPLASIA AFTER SUBMUCOSAL INVASIVE COLORECTAL CANCER RESECTION
Minamide T.¹, Ikematsu H.¹, Murano T.¹, Kadota T.¹, Shimura K.¹, Yoda Y.¹, Hori K.¹, Ito M.², Yano T.¹

P1177

A LONG WAY FROM HOME: LIGHTS AND SHADOWS OF THE COLON-RECTUM LEARNING CURVE IN ESD EN BLOC RESECTION
Rosa-Rizzotto E.¹, Caroli D.², Saia M.³, Peraro L.⁴, Furlan P.⁵, Baldo V.⁵, De Lazzari F.⁶

P1178

IMPACT OF OBESITY IN COLORECTAL ENDOSCOPIC SUBMUCOSAL DISSECTION
Tachikawa J.¹, Chiba H.^{1,2}, Arimoto J.¹, Ashikari K.³, Kuwabara H.¹, Nakaoka M.¹, Goto T.¹

P1179

RISK OF LYMPH NODE METASTASIS IN PT1SM2 COLORECTAL CARCINOMA: RESULTS OF BICENTRIC STUDY
Winkler J.¹, Ratone J.P.², Lupu A.³, Bories E.⁴, Caillol F.⁵, Pesenti C.⁵, Meillat H.⁴, Poizat F.⁶, Hervieu V.⁷, Ponchon T.⁸, Rivory J.⁹, Lelong B.⁴, Dechaise Martin C.⁴, Giovannini M.¹⁰, Pioche M.¹¹

P1180

RISK OF CANCER BETWEEN FAMILY MEMBERS OF PATIENTS WITH PROBABLE LYNCH SYNDROME
Pico Sala M.D.¹, Castillejo A.², Murcia Pomares O.³, Giner-Calabuig M.⁴, Alustiza-Fernandez M.⁵, Sánchez García A.⁶, Moreira L.⁷, Pellisé Urquiza M.⁸, Castells A.⁹, Carrillo M.¹⁰, Ramon y Cajal T.¹¹, Gisbert-Beamud A.¹¹, Llorc G.¹², Yagüe C.¹², López-Fernández A.¹³, Balmana J.¹⁴, Alvarez Urturi C.¹⁵, Bessa Casserras X.¹⁵, Cubiella Fernández J.¹⁶, Rivas L.¹⁷, Rodríguez-Alcalde D.¹⁸, Herraiz Bayod M.¹⁹, Garau Colom C.²⁰, Dolz Abadia C.²¹, Bujanda Fernández de Piérola L.²², Cid Gómez L.²³, Povés C.²⁴, Garzón M.²⁵, Salces I.²⁶, Ponce M.²⁷, Villalba L.H.²⁸, Alenda C.²⁹, Balaguer F.³⁰, Soto J.-L.³¹, Jover R.²⁹

P1181

WAS LEAVE-IN-SITU STRATEGY FOR DIMINUTIVE ADENOMAS WELL TOLERATED?
Kurata T.¹, Kudo S.², Maeda Y.², Mori Y.³, Misawa M.², Ogawa Y.⁴, Sakurai T.², Okumura T.⁵, Minegishi Y.⁶, Mochizuki K.², Wakamura K.², Hayashi T.², Ishida F.²

P1182

HIGHLY VARIABLE FOLLOW-UP IN PATIENTS WHO REFRAIN FROM ADDITIONAL SURGERY AFTER ENDOSCOPIC RESECTION OF A HIGH-RISK T1 COLORECTAL CARCINOMA IN THE NETHERLANDS
Gijsbers K.M.^{1,2}, de Graaf W.³, Moons L.M.G.², ter Borg F.¹, on Behalf of the Dutch T1 CRC Working Group

P1183

CLINICAL AND ONCOLOGICAL OUTCOMES OF LATERAL LYMPH NODE DISSECTION USING BOTH TRANSABDOMINAL AND EXTRAPERITONEAL APPROACH
Kinoshita T.¹, Komori K.², Oshiro T.², Natsume S.¹, Shimizu Y.²

P1184

FACTORS INFLUENCING INTERRUPTION OF COLORECTAL ENDOSCOPIC SUBMUCOSAL DISSECTION FOR DETERMINING THERAPEUTIC STRATEGIES
Fukuchi T.¹, Hirasawa K.², Maeda S.³

P1185

ARTIFICIAL INTELLIGENCE PREDICTS THE LYMPH NODE METASTASIS OF T2 COLORECTAL CANCER - PROPOSAL OF A NOVEL INDICATION FOR FULL-THICKNESS ENDOSCOPIC RESECTION
Ichimasa K.¹, Kudo S.¹, Nakahara K.², Mori Y.³, Misawa M.¹, Kouyama Y.¹, Maeda Y.¹, Nakamura H.¹, Toyoshima N.², Ogata N.¹, Kudo T.¹, Hayashi T.¹, Wakamura K.¹, Sawada N.¹, Villard B.⁴, Ito H.⁴, Mori K.⁴, Ishida F.¹

P1186

AUTONOMIC RESPONSE TO DISTINCT MENTAL AND PHYSICAL STRESSORS IS IMPAIRED IN PATIENTS WITH IRRITABLE BOWEL SYNDROME
Lipták P.¹, Mešťaník M.^{2,3}, Bánovčín P.¹, Ďuríček M.¹, Hyrdel R.¹, Tonhajzerová I.^{2,3}

P1187

EXPRESSION OF TOLL-LIKE RECEPTORS IN IRRITABLE BOWEL SYNDROME
Lazaridis N.^{1,2}, Theocharidou A.², Panagiotidis V.², Bountagidou S.², Axiaris G.², Nakos A.³, Voumvouraki A.², Germanidis G.²

P1188

COLONIC EOSINOPHILIA IS ASSOCIATED WITH CURRENT BUT NOT INCIDENT DEPRESSION INDEPENDENT OF IBS STATUS
Andreasson A.¹, Walker M.M.², Agréus L.³, Ljunggren G.⁴, Schmidt P.T.⁴, Talley N.J.⁵

P1189

PHENOTYPICAL CHANGES IN ENTERIC GLIAL CELLS AND THEIR ASSOCIATIONS WITH THE NEURONAL PROCESS ELONGATION STIMULATED BY NEUROMODULATORS FOR ENTERIC NERVOUS SYSTEM
Tominaga K., Fujikawa Y.

P1190

IMPACT OF MUCOSAL GLIAL CELLS AND SUBMUCOSAL GLIAL CELLS ON ENHANCEMENT OF NEURONAL NETWORK MEDIATED BY NERVE GROWTH FACTOR IN A RAT MODEL OF VISCERAL HYPERSENSITIVITY
Fujikawa Y., Tominaga K.

P1191

GASTROINTESTINAL SYMPTOMS IN A POPULATION AFFECTED BY INTERSTITIAL CYSTITIS/BLADDER PAIN SYNDROME (IC/BPS): FROM IRRITABLE BOWEL SYNDROME (IBS) TO NARCOTIC BOWEL SYNDROME (NBS) AND THERAPEUTIC RELEVANCE OF BODY MASS INDEX (BMI) CONTROL
Lopalco F.¹, Cervigni M.², Marturano M.², Gasbarrini A.¹, Gaetani E.¹

P1192

METABOLOMICS REVEALS PERTURBATION OF TRYPTOPHAN-KYNURENINE AXIS IN PATIENTS WITH FUNCTIONAL GASTROINTESTINAL DISORDERS AFTER A SINGLE ORAL DOSE OF FRUCTOSE

Wilder-Smith C.H.¹, Lee S.H.², Low R.W.-T.², Miao J.², Kioh D.Y.Q.², Chan E.C.Y.^{2,3}

P1193

AN EVALUATION OF PREDICTIVE FACTORS FOR BOWEL PREPARATION BEFORE COLONOSCOPY USING THE BOSTON BOWEL PREPARATION SCALE

Tsunashima H.¹, Onda T.¹, Sekine K.¹, Mabuchi M.¹, Doi S.¹, Kikuchi K.², Sato K.²

P1194

A NOVEL METHOD FOR CHARACTERISING POSTPRANDIAL INTESTINAL CONTRACTIONS, EFFECTS OF GLUCAGON AND RECTAL DISTENTION IN DOGS

Xiang Y.¹, Biesmans M.^{2,3}, Zhang B.^{3,4}, Tu L.^{3,5}, Ji F.^{3,6}, Yang Y.^{3,7}, Yin J.³, Chen J.³

P1195

AFFECTIVE DETERMINANTS OF SYMPTOM SEVERITY IN IBS PATIENTS

Sanda P.¹, Tkalcic M.², Troškot Peric R.³, Blazic F.⁴, Hauser G.⁵

P1196

IS THERE A LINK BETWEEN IBS AND STUTTERING? PRELIMINARY RESULTS

Hauser G.¹, Novosel Herceg T.², Sanda P.³, Nosel D.², Benjak I.⁴, Tkalcic M.⁵

P1197

THE ASSOCIATION BETWEEN JOINT HYPERMOBILITY SYNDROME AND ROME IV FUNCTIONAL GASTROINTESTINAL DISORDERS: A CASE-CONTROL STUDY OF PREVALENCE, QUALITY OF LIFE IMPAIRMENT, HEALTHCARE UTILISATION AND NON-GI SOMATIC SYMPTOMS

Lam C.¹, Palsson O.S.², Whitehead W.E.², Sperber A.D.³, Törnblom H.⁴, Simrén M.^{2,5}, Aziz I.¹

P1198

DIFFERENCE OF THE DEFECATION DESIRE BETWEEN CONSTIPATED PATIENTS AND NON-CONSTIPATED PATIENTS: A LARGE-SCALE INTERNET SURVEY

Ohkubo H.¹, Takatsu T.¹, Misawa N.¹, Yoshihara T.¹, Ashikari K.¹, Fuyuki A.¹, Matsuura T.¹, Higurashi T.¹, Yamamoto K.², Nakajima A.¹

P1199

THE MOST BOTHERSOME SYMPTOM IN FUNCTIONAL BOWEL DISORDERS INFLUENCES USE OF MEDICATION, QUALITY OF LIFE AND HEALTH CARE UTILIZATION

Palsson O.S.¹, Whitehead W.E.¹, Sperber A.D.², Törnblom H.³, Simrén M.⁴

P1200

THE INTESTINAL GAS QUESTIONNAIRE (IGQ): PSYCHOMETRIC VALIDATION OF A NEW INSTRUMENT FOR MEASURING GAS RELATED SYMPTOMS AND THEIR IMPACT ON DAILY LIFE AMONG GENERAL POPULATION AND IBS

Duracinsky M.¹, Archbold S.², Lobo Alvarez B.³, Bessonneau P.¹, Guagnozzi D.³, Santos J.⁴, Coffin B.⁵, Azpiroz F.⁶, Whorwell P.⁷, Chassany O.¹

P1201

SACRAL NERVE STIMULATION FOR SLOW TRANSIT CONSTIPATION: A RANDOMIZED, DOUBLE BLINDED, CROSSOVER STUDY

Lacima G.¹, Espí A.², Soria V.³, Arroyo A.⁴, Muñoz-Duyos A.⁵, Araujo I.K.¹, Pellicer E.³, Alcaide M.J.⁴, Pérez N.⁵, Almenara R.¹, Mínguez M.²

P1202

METAGENOMIC ANALYSIS OF INTESTINAL MICROBIOTA AND MYCOBIOTA AMONG DIARRHEA-PREDOMINANT IRRITABLE BOWEL SYNDROME PATIENTS FROM ARGENTINA

Bustos Fernandez L.¹, Man F.², Dorribo C.¹, Lasa J.S.¹

P1203

THE AGEING GUT: SYMPTOMS COMPATIBLE WITH FUNCTIONAL GI DISORDERS IN OLDER ADULTS IN THE GENERAL POPULATION

Palsson O.S.¹, Busby-Whitehead J.², Whitehead W.E.¹, Sperber A.D.³, Törnblom H.⁴, Simrén M.⁵

P1204

INCIDENCE OF POST-INFECTIOUS IRRITABLE BOWEL SYNDROME AND FUNCTIONAL DYSPEPSIA AFTER A NOSOCOMIAL NOROVIRUS GASTROENTERITIS OUTBREAK

Serra K., Surís G., Arajol C., Orobitg J., Camps Aler B., Gilabert P., Ibáñez-Sanz G., Ruiz-Cerulla A., Rodríguez-Alonso L., Rodríguez-Moranta F., Guardiola J.

P1205

PREVALENCE AND IMPACT OF SELF-REPORTED CONSTIPATION IN THE GENERAL POPULATION

Pannemans J.^{1,2}, Van den Houde K.¹, Fischler B.³, Piessevaux H.⁴, Carbone F.¹, Vanuytsel T.^{1,2}, Tack J.^{1,2}

P1206

EXTRA-GASTROINTESTINAL SYMPTOMS CHARACTERIZE CLUSTERS OF FUNCTIONAL GASTROINTESTINAL DISORDERS THAT ARE NOT READILY DISTINGUISHED BY ROME III CRITERIA

Wilder-Smith C.H.¹, Mohr Drewes A.², Olesen S.S.², Materna A.¹

P1207

DOES INTESTINAL MICROBIOTA COMPOSITION DIFFER BETWEEN DIARRHEA-PREDOMINANT IRRITABLE BOWEL SYNDROME PATIENTS WITH OR WITHOUT AN ALTERED LACTULOSE BREATH TEST?

Bustos Fernandez L.¹, Man F.², Dorribo C.¹, Lasa J.S.¹

P1208

THE INTRA-INDIVIDUAL VARIABILITY OF FECAL CALPROTECTIN IN HEALTHY INDIVIDUALS

Netzer S.¹, Netzer P.^{1,2}

P1209

IRRITABLE BOWEL SYNDROME AND GLUTEN CHALLENGE: RESULTS OF A RANDOMIZED SINGLE-BLIND CONTROLLED TRIAL

Rostami-Nejad M.¹, Mohaghegh H.², Saadati S.², Sadeghi A.², Rostami K.³, Asadzadeh-Aghdahi H.², Zali M.R.⁴

P1210

OSTEOPONTIN HAS NO ROLE AS A DIAGNOSTIC BIO-MARKER IN IRRITABLE BOWEL SYNDROME (IBS)

Mostafa H.¹, Zaghloul M.², Khalil G.I.³, Dwidar F.I.⁴

P1211

BOTH OBJECTIVE EXPERIMENTAL AND NATURALISTIC RESPONSES DIFFERENTIATE GASTROINTESTINAL SYMPTOMATIC FROM ASYMPTOMATIC INDIVIDUALS
Jones M.P.¹, Beath A.P.², Talley N.J.³, Holtmann G.J.⁴, Koloski N.A.⁵, Walker M.M.⁶, Ejova A.⁷

P1212

THE SEVERITY OF GASTROINTESTINAL SYMPTOMS AS A PREDICTOR OF TREATMENT EFFECT IN A 12- WEEK MULTIDISCIPLINARY INTEGRATED TREATMENT APPROACH FOR FUNCTIONAL GASTROINTESTINAL DISORDERS (FGIDS)
Bray N.¹, Koloski N.A.^{1,2,3}, Jones M.P.⁴, Chao C.-Y.³, Billin A.³, Bettens G.³, McAllister S.³, Arthur L.³, Campos J.³, Talley N.J.^{2,5}, Holtmann G.J.^{1,3}

P1213

RECRUITMENT IN FUNCTIONAL BOWEL DISORDER STUDIES: WHY IS IT SO CHALLENGING?
Howell C.¹, Kemppinen A.², Markaryan E.³, Allgar V.⁴, Pandya P.⁵, McLaughlin J.⁶, Whorwell P.⁷, Dodd M.⁸, Gregson J.⁸, Knowles C.H.⁹, Yiannakou Y.¹⁰

P1214

ASSOCIATION BETWEEN DIETARY INTAKE AND SYMPTOMS IN PATIENTS WITH IRRITABLE BOWEL SYNDROME
Colomier E.^{1,2}, Carbone F.¹, Van den Houde K.¹, Clevers E.^{1,2}, Störsrud S.², Törnblom H.², Tack J.¹, Simrén M.²

P1215

EFFECT OF A MUCOPROTECTANT (XYLOGLUCAN + PEA PROTEIN AND TANNINS + XYLO-OLIGOSACCHARIDE) ON INTESTINAL PERMEABILITY AND MUCOSAL MICROINFLAMMATION IN THE JEJUNUM OF IRRITABLE BOWEL SYNDROME WITH DIARRHEA
Fortea M.¹, Alonso-Cotoner C.^{2,3,4}, Nieto A.^{2,3}, Galan C.^{2,3}, Lobo B.^{2,3}, Expósito E.¹, Pígrau M.^{3,5}, Farré R.⁶, Guagnozzi D.^{2,3,4}, González-Castro A.M.¹, Azpiroz F.^{2,4,7}, Vicario M.^{1,4}, Santos J.^{2,3,4}

P1216

THE EFFECT OF LACTOBACILLUS PLANTARUM ON SYMPTOMS AND THE MICROBIOME IN SUBJECTS WITH IRRITABLE BOWEL SYNDROME
Önning G.^{1,2}, Robertson A.-K.¹, Larsson N.¹, van de Walle V.³, Boekhorst J.⁴

P1217

TRADITIONAL CHINESE MEDICINE WITH SUBTYPE MODIFICATION FOR THE TREATMENT OF CONSTIPATION PREDOMINANT IRRITABLE BOWEL SYNDROME IN A RANDOMISED, DOUBLE BLIND, PLACEBO-CONTROLLED STUDY
Tay S.W.¹, He X.F.², Dong J.J.², Zhou W.H.², Ong A.¹, Lim C.H.¹, Ong W.C.¹, Chan W.P.W.³, Li C.X.Y.³, Ang D.⁴, Siah K.T.H.⁵, Soh A.⁶, Chakraborty B.⁷, Li Y.⁷, Fung F.Y.⁷, Sessions O.M.⁸, Linn Y.C.⁹, Wang Y.T.¹

P1218

THERAPY OF IRRITABLE BOWEL SYNDROME AND OTHER FUNCTIONAL GASTROINTESTINAL DISEASES WITH STW 5 IN A SELF MEDICATION SETTING
Vinson B.R.¹, Skeib S.², Kelber O.², Möller J.², Raskopf E.^{3,4}, Nieber K.⁵, Fink C.⁶

P1219

NETWORK META-ANALYSIS OF THE EFFICACY AND SAFETY OF PHARMACOLOGICAL THERAPIES FOR IBS-D AND IBS-M
Black C.J.^{1,2}, Burr N.E.^{1,2}, Camilleri M.³, Earnest D.L.⁴, Quigley E.M.⁵, Moayyedi P.⁶, Houghton L.A.², Ford A.C.^{1,2}

Poster Session

09:00 – 17:00

Poster Exhibition - Hall 7

Paediatric: Lower GI II

P1220

COST-EFFECTIVENESS OF THE USE OF HLA-DQA1-HLA-DRB1 POLYMORPHISM TO IDENTIFY PEDIATRIC PATIENTS WITH INFLAMMATORY BOWEL DISEASE AT RISK FOR AZATHIOPRINE-INDUCED ACUTE PANCREATITIS
Velasco M.¹, Viada Bris J.F.², Palomino Pérez L.², Asensio Antón J.³, Muñoz Codoceo R.A.²

P1221

SAFETY AND EFFECTIVENESS OF GRANULOCYTE AND MONOCYTE ADSORPTIVE APHERESIS IN PAEDIATRIC PATIENTS WITH INFLAMMATORY BOWEL DISEASE: A MULTICENTRE COHORT STUDY
Toita N.¹, Tanaka H.², Arai K.³, Shimizu H.³, Abukawa D.⁴, Kobayashi T.⁵, Yoshimura N.⁶, Tanida S.⁷, Hosoi E.⁸

P1222

EXCLUSIVE ENTERAL NUTRITION FOR INDUCTION OF REMISSION IN PAEDIATRIC CROHN'S DISEASE: COMPARISON BETWEEN A DISEASE-SPECIFIC FORMULA AND STANDARD POLYMERIC FORMULAS
Martínez Ibeas M.A., Rodríguez Manchón S., Bacelo Ruano I., Viada Bris J.F., Velasco Rodríguez-Belvis M., Cañedo Villarroya E., Pedrón Giner C., Muñoz Codoceo R.A.

P1223

LONGTERM CLINICAL OUTCOME AFTER THIOPURINE DISCONTINUATION IN ELDERLY IBD PATIENTS
Jorissen C.¹, Verstockt B.², Schils N.³, Ferrante M.⁴, Vermeire S.³

P1224

TOXIN PRODUCING KLEBSIELLA OXYTOCA IN INFANTS: COMMENSAL OR PATHOBIOT?
Greimel T.¹, Stampfer L.¹, Leitner E.², Zechner E.L.³, Unterhauser K.⁴, Hauer A.¹, Gorkiewicz G.⁵, Krause R.⁶, Högenauer C.⁷, Hoffmann K.M.^{1,8}

P1225

SHOULD HYPNOTHERAPY BE THE FIRST LINE TREATMENT OPTION FOR SCHOOL CHILDREN AND ADOLESCENTS WITH IRRITABLE BOWEL SYNDROME?
Vasant D.^{1,2}, Hasan D.S.S.³, Cruickshanks P.³, Whorwell P.^{1,4}

Poster Session

09:00 – 17:00

Poster Exhibition - Hall 7

Oesophageal, Gastric and Duodenal Disorders II

P1226

IL-7 RECEPTOR INFLUENCES ANTI-TNF RESPONSIVENESS AND T CELL GUT HOMING IN INFLAMMATORY BOWEL DISEASE
Belarif L.¹, Danger R.², Kermarrec L.³, Naveilhan P.³, Vanhove B.¹, Poirier N.¹

P1227

AN IMMUNOSUPPRESSIVE PD-1 POSITIVE TUMOUR MICROENVIRONMENT MARKS OESOPHAGEAL ADENOCARCINOMAS REFRACTORY TO NEO-ADJUVANT CHEMORADIOTHERAPY

Koemans W.¹, van Dieren J.², van den Berg J.³, Chalabi M.², Voncken F.⁴, Meijer G.³, van Sandick J.¹, Kodach L.³

P1228

AUTOANTIBODIES TOWARDS ATP4A AND ATP4B SUBUNITS OF GASTRIC PROTON PUMP H⁺,K⁺-ATPASE ARE RELIABLE SEROLOGICAL PRE-ENDOSCOPIC MARKERS OF CORPUS ATROPHIC GASTRITIS

Lahner E.¹, Lampasona V.², Brigatti C.³, Piemonti L.³, Dottori L.¹, Conti L.⁴, Esposito G.¹, Davidson H.W.⁵, Wenzlau J.M.⁵, Annibale B.¹

P1229

NLRP3 INFLAMMASOME-DERIVED INTERLEUKIN-1β ATTENUATES STRESS-INDUCED GASTRIC INJURY VIA THE COX-2/PGE2 AXIS

Higashimori A., Watanabe T., Nadatani Y., Nakata A., Otani K., Taira K., Hosomi S., Tanaka F., Nagami Y., Tanigawa T., Fujiwara Y.

P1230

REAL WORLD DATA ON EMOTIONAL STRESS, DISABILITY AND SOCIAL CARE FOR CED PATIENTS

Kubesch A.¹, Hausmann J.¹, Boulahrouf P.², Filmann N.³, Blumenstein I.¹

P1231

ON-TREATMENT IMPROVEMENT OF AN EMERGING PSYCHOSOMATIC DEPRESSIVE DISORDER AMONG SALMONELLA CARRIERS: A MULTICENTER EXPERIENCE FROM EGYPT

Saied Bakeer M.¹, Youssef M.I.¹, M. Elshazly H.², A.El-Gendy A.-E.A.³, Abd-Elkreem M.², M. A.⁴, Othman W.², Mohammed Awad S.⁵, Abozeid M.², Abdel-Samiee M.², O. Khalil F.⁵, M. Bedair H.⁶, A. Diab K.⁶, Seif A.S.⁷, F. Youssef M.⁸, Ahmed Sakr A.⁹, Abdelsameea E.²

P1233

PERCUTANEOUS TREATMENT OF COMPLICATED HYDATID LIVER CYSTS: ABOUT 49

Chabib F.-Z., Benelbarhdadi I., Ajana F.-Z.

P1234

RELATIONSHIP BETWEEN PATIENT BACKGROUND AND THE CAUSATIVE BACTERIA OF CHOLANGITIS AND DRUG SENSITIVITY

Itoh T.¹, Tanaka M.², Naritomi T.³, Fukuya Y.³, Nagahara H.³

P1235

VARIATION IN PNEUMONIA RATES BY ENDOSCOPIC PROCEDURE AND SEDATION PERFORMED IN OUTPATIENT SETTINGS

Hutfless S.¹, Chu D.², Liu S.², Kalloo A.³

P1236

ENDOSCOPIC FINDINGS IN SEVERE YELLOW FEVER PATIENTS PRESENTING WITH ACUTE UPPER GASTROINTESTINAL BLEEDING: A RETROSPECTIVE CASE SERIES STUDY

Galetti F.¹, Ogawa Matsubayashi C.¹, Farias Ferreira G.¹, Coronel M.¹, Rocha R.¹, Martins K. R.¹, de Moura D.², Baba E.¹, de Moura E.¹

P1237

EPIDEMIOLOGY AND TIME TRENDS OF UPPER GASTROINTESTINAL BLEEDING - A POPULATION BASED COHORT STUDY OVER MORE THAN 30 YEARS

Vora P.^{1,2}, Pietilä A.³, Brobert G.⁴, Salomaa V.³

P1238

EFFICACY OF PURASTAT IN UPPER AND LOWER ACUTE GASTROINTESTINAL BLEEDING: A DUAL CASE SERIES EXPERIENCE

De Nucci G.¹, Reati R.², Dinelli M.³, Redaelli D.², Mandelli E.D.⁴, Omazzi B.², Morganti D.², Manes G.⁵

P1239

ARE THERE ANY EPIDEMIOLOGIC OR MANAGEMENT DIFFERENCES BETWEEN UPPER GASTROINTESTINAL BLEEDING NOT ASSOCIATED AND ASSOCIATED TO PORTAL HYPERTENSION? COMPARATIVE ANALYSIS IN A SOUTHERN SPANISH AREA

Díaz Jiménez J.A.^{1,2}, Leal Téllez J.², Calle Gómez A.R.²

P1240

NOVEL HEMOSTATIC POWDER STOPS BLEEDING IN A LIVE PORCINE MODEL OF UPPER GI BLEEDING

Donnellan F.¹, Ali-Mohamad N.², Baylis J.R.², Cau M.², McFadden A.¹, Kastrup C.J.²

P1241

EFFICACY OF HEMOSTATIC POWDERS IN THE TREATMENT OF GASTROINTESTINAL BLEEDING RELATED TO NEOPLASTIC OR NON-NEOPLASTIC LESIONS

Cardamone C.¹, Paoluzi O.A.¹, Aucello A.², Grasso E.¹, Giannelli M.¹, Baiocchi L.³, Fantini M.C.¹, Monteleone G.¹, Del Vecchio Blanco G.¹

P1242

OUTCOME OF UPPER GI HAEMORRHAGE IN PATIENTS WITH ACUTE OR CHRONIC RENAL FAILURE AND INFLUENCE OF RENAL FAILURE ON RISK STRATIFICATION SCORING

Murray I.A.¹, Haddock R.², Fuchtbauer D.³, Menzies A.⁴, Michell N.⁴, Laursen S.B.³, Stanley A.J.⁵

P1243

EVOLUTION OF ADMITTED PATIENTS WITH GASTROINTESTINAL BLEEDING AND ANTIPLATELET-ANTICOAGULANT THERAPY FOR CARDIOVASCULAR DISEASE

Murcia Pomares O.¹, Baile Maxía S.², Martínez-Moreno M.³, Romero A.⁴, Núñez L.³, Hortelano I.⁴, Bellot P.⁴, Vicente N.³

P1244

PREDICTORS OF ENDOSCOPIC INTERVENTION IN UPPER GASTROINTESTINAL BLEEDING DURING HOSPITALIZATION IN MEDICAL WARDS INPATIENTS ADMITTED FOR OTHER CAUSES

Khoury T.¹, Kadah A.¹, Mahamid M.², Mari A.³, Daher S.⁴, Sbeit W.¹

P1245

OVER-THE-SCOPE CLIP AS A RESCUE THERAPY FOR FIBROTIC BLEEDING ESOPHAGEAL VARICES: A SINGLE-CENTER EXPERIENCE

Oleas R., Alcivar-Vasquez J., Alvarado-Escobar H., Puga-Tejada M., Robles-Medrandra C.

P1246

OUTCOMES ON THE USE OF HEMOSPRAY IN UPPER GASTROINTESTINAL BLEEDS SECONDARY TO PEPTIC ULCERS: PROSPECTIVE MULTICENTRE INTERNATIONAL HEMOSPRAY REGISTRY

Hussein M.^{1,2}, Alzoubaidi D.², Graham D.¹, Weaver M.³, Mullady D.³, Early D.³, Fernández-Sordo J.⁴, Ragunath K.⁴, Dunn J.⁵, Rey J.W.⁶, Hayee B.⁷, Moreea S.⁸, Anderson J.⁹, Bovineau G.¹⁰, Ochieng A.¹¹, Boger P.¹¹, Mainie I.¹², Murino A.¹³, Despott E.¹³, Goetz M.¹⁴, Bhandari P.¹⁵, Lovat L.², Coron E.¹⁰, Keisslich R.⁶, Haidry R.^{1,2}

P1247

COMPARISON OF ENDOSCOPIC HEMOSTASIS AND TRANSARTERIAL EMBOLIZATION (TAE) OF HEMORRHAGIC GASTRIC ULCER AT OUR HOSPITAL

Sugiyama Y., Fukami Y., Ishii R., Hara H., Machida T., Yonemoto Y., Ikemiyagi H., Yoshino K., Sakita S.

P1248

ASSESSMENT OUTCOMES OF NEW THRESHOLDS OF THE GLASGOW BLATCHFORD SCORE IN MANAGING PATIENTS WITH UPPER GASTROINTESTINAL BLEEDING. THE EXPERIENCE OF A TERTIARY CENTER

Jiménez-Rosales R.¹, Vadillo-Calles F.¹, Ortega-Suazo E.J.¹, Martínez-Cara J.¹, Redondo-Cerezo E.²

P1249

THE IMPACT OF ON-CALL VS. ON-DUTY ENDOSCOPIST IN MORTALITY AND CLINICAL OUTCOMES FOR PATIENTS WITH UPPER GASTROINTESTINAL BLEEDING: A PROSPECTIVE STUDY IN A TERTIARY CENTER

Jiménez-Rosales R.¹, Vadillo-Calles F.¹, Ortega-Suazo E.J.¹, Martínez-Cara J.¹, Redondo-Cerezo E.²

P1250

OUTCOMES OF UPPER GASTROINTESTINAL BLEEDING SECONDARY TO NEOPLASM

Vadillo-Calles F.¹, Jiménez-Rosales R.¹, Ortega-Suazo E.J.¹, Martínez-Cara J.¹, Redondo-Cerezo E.²

P1251

UPPER GASTROINTESTINAL BLEEDING IN SCOTLAND: TRENDS IN DEMOGRAPHICS AND OUTCOMES 2000-2015

Chaudhary S.¹, Mackay D.², Pell J.P.², Morris A.J.¹, Church N.³, Fraser A.^{4,5}, Stanley A.J.¹

P1252

PEPTIC ULCER BLEEDING - TIME TREND ANALYSIS OF INCIDENCE AND OUTCOME BETWEEN 2007 AND 2017

Živković M.¹, Budimir I.², Pavić T.³, Nikolić M.³, Bakula D.¹, Ljubčić N.⁴

P1253

RIKKUNSHITO INCREASED APPETITE THROUGH THE ACTIVATION OF VTA, REWARD CENTER IN BRAIN

Yamaguchi N.¹, Hori Y.¹, Hosomi E.¹, Harada Y.², Fujitsuka N.², Maezawa K.³, Ro S.⁴, Takayama K.⁵, Nagoshi S.⁶, Yakabi K.⁷

P1254

EX VIVO IMAGING OF NEURONAL ACTIVATION BY USING GCAMP6S IS SUITABLE FOR PHARMACOLOGICAL STUDIES OF ION CHANNELS MEDIATING ACTION POTENTIAL CONDUCTION IN THE AXONS OF VISCERAL NOCICEPTORS

Lipták P.¹, Patil M.J.², Pavelková N.³, Kollárik M.³

P1255

THE GASTROPEPTIDE PGP REMOVES GLUTAMATE-INDUCED CHANGES OF [CA²⁺]_i AND MITOCHONDRIAL POTENTIAL IN CULTURED NEURONS AND REDUCES THEIR DEATH

Zgodova A.^{1,2}, Bakaeva Z.V.², Lizunova N.^{2,3}, Pinelis V.², Surin A.^{2,4}, Myasoedov N.F.⁵

P1256

EVALUATION OF GASTROINTESTINAL MOTILITY IN PATIENTS WITH MIONEUROGASTROINTESTINAL ENCEPHALOPATHY (MNGIE)

Alcala L.¹, Accarino A.¹, Marti R.², Barba Orozco E.³, Malagelada J.-R.¹, Azpiroz F.⁴, Malagelada C.⁵

P1257

OBSESITY DOES NOT IMPACT OUTCOMES OR RATES OF GASTROESOPHAGEAL REFLUX AFTER PERORAL ENDOSCOPIC MYOTOMY IN ACHALASIA

Parikh M.P.¹, Chadalavada P.¹, Thota P.N.¹, Gupta N.M.¹, Lopez R.², Gabbard S.¹, Murthy S.³, Raja S.³, Sanaka M.R.¹

P1258

EFFICACY OF GASTRIC ELECTRICAL STIMULATION IN INTRACTABLE NAUSEA AND VOMITING AT 10 YEARS: A RETROSPECTIVE COHORT STUDY

Hedjoudie A.¹, Huet E.², Melchior C.³, Leroi A.M.⁴, Gourcerol G.⁵

P1259

PER-ORAL ENDOSCOPIC MYOTOMY (POEM) IS A SAFE AND EFFECTIVE TREATMENT OPTION FOR MORBIDLY OBESE PATIENTS WITH ACHALASIA

Parikh M.P.¹, Chadalavada P.¹, Gupta N.M.¹, Thota P.N.¹, Lopez R.², Gabbard S.¹, Murthy S.³, Raja S.³, Sanaka M.R.¹

P1260

ENDOSCOPIC PYLOROMYOTOMY (G-POEM), EFFICACY EVALUATION AFTER ONE YEAR, IN REFRACTORY GASTROPARESIS: FRENCH MULTICENTRIC STUDY

Ragi O.¹, Jacques J.¹, Branche J.², Leblanc S.³, Vanbiervliet G.⁴, Legros R.⁵, Pioche M.⁶, Rivory J.⁷, Sanislas C.⁸, Vitton V.⁹, Barthet M.¹⁰, Gonzalez J.-M.¹¹

P1261

ENDOLUMINAL FUNCTIONAL LUMEN IMAGING PROBE (ENDOFIIP) PREDICTS THE OUTCOME OF GASTRIC PER-ORAL ENDOSCOPIC PYLOROMYOTOMY (GPOEM): A MULTICENTER PROSPECTIVE STUDY

Ichkhanian Y.¹, Vosoughi K.², Jacques J.³, Ragi O.³, Aadam A.⁴, Triggs J.⁵, Benias P.⁶, Law R.⁷, Brewer Gutierrez O.⁸, Ngamruengphong S.⁹, Kumbhari V.¹⁰, Kaloo A.N.¹¹, Pandolfino J.¹², Khashab M.A.¹³

P1262

COMPARISON OF PER-ORAL ENDOSCOPIC MYOTOMY (POEM) OUTCOMES BETWEEN PATIENTS WITH RECURRENT SYMPTOMS AFTER PRIOR PNEUMATIC DILATATION (PD) AND PRIOR LAPAROSCOPIC HELLER'S MYOTOMY (LHM)

Parikh M.P.¹, Chadalavada P.¹, Gupta N.M.¹, Thota P.N.¹, Lopez R.², Wadhwa N.¹, Ray M.¹, Gabbard S.¹, Murthy S.³, Raja S.³, Sanaka M.R.¹

P1263

HIGH RESOLUTION MANOMETRY TRADITIONAL PARAMETERS ARE NOT USEFUL TO PREDICT RESPONSE TO ENDOSCOPIC TREATMENT IN PATIENTS WITH ESOPHAGO-GASTRIC JUNCTION OUTFLOW OBSTRUCTION

Della Coletta M.¹, Ghisa M.², Frazzoni M.³, Frazzoni L.⁴, Gubbiotti A.⁵, Tolone S.⁶, De Bortoli N.⁷, Zingone F.⁵, Savarino V.⁸, Savarino E.V.⁵

P1264

MULTIPLE RAPID SWALLOW DISCRIMINATES FUNCTIONAL FROM ANATOMICAL ESOPHAGO-GASTRIC JUNCTION OUTFLOW OBSTRUCTION

Della Coletta M.¹, Ghisa M.², Alessandro G.³, Frazzoni M.⁴, Frazzoni L.⁵, Tolone S.⁶, De Bortoli N.⁷, Zingone F.⁸, Savarino V.⁹, Savarino E.V.⁸

P1265

IMPAIRED ESOPHAGOGASTRIC JUNCTION ELEVATION AS AN INDICATOR OF A FULL-THICKNESS PER-ORAL ENDOSCOPIC MYOTOMY

Manolakis A.^{1,2}, Abad M.R.A.³, Ikeda H.⁴, Sumi K.⁵, Onimaru M.², Sharma A.², Rodriguez de Santiago E.², Fukuda H.⁶, Shimamura Y.⁶, Inoue H.⁷

P1266

DUODENAL HYPERPERMEABILITY AND SYSTEMIC MARKERS OF LOW-GRADE INFLAMMATION ARE LINKED WITH GASTRIC EMPTYING AND SYMPTOMS IN FUNCTIONAL DYSPESIA PATIENTS WITH POSTPRANDIAL DISTRESS

Wauters L.^{1,2}, Lambaerts M.², Frings D.², Accarie A.², Toth J.², Farré R.², Tack J.^{1,2}, Vanuytsel T.^{1,2}

P1267

EVALUATION OF A PROTOCOL FOR MEASUREMENT OF DISTENSIBILITY OF THE LOWER ESOPHAGEAL SPHINCTER IN THE CLINICAL FOLLOW UP OF PATIENTS WITH ACHALASIA

Medhus A.W.¹, Evensen H.^{1,2}, Kristensen V.¹, Larssen L.¹, Hauge T.^{1,2}, Sandstad O.¹

P1268

IS BELCHING INCREASING AFTER BARIATRIC BY-PASS SURGERY IN THE LONG TERM PERIOD?

Akyuz F.¹, Goksoy B.², Telli P.³, Nizam N.³, Atasoy A.⁴, Çavuş B.⁵, Calikoglu B.⁴, Demir K.⁴, Kaymakoglu S.⁶, Besisik F.⁷, Barbaros U.²

P1269

HELICOBACTER PYLORI ERADICATION THERAPY MAY CONTRIBUTE TO EASY DETECTION OF AUTOIMMUNE GASTRITIS WITH H. PYLORI INFECTION

Yamazato T.¹, Iriguchi Y.¹, Oda J.¹, Mizutani M.¹, Tomino Y.¹, Yorimitsu N.¹, Sonoda T.¹, Ooshima N.¹, Yamamura A.²

P1270

GASTROPARESIS: OUTCOME OF FOCUS GROUPS FOR THE DEVELOPMENT OF A QUESTIONNAIRE FOR SYMPTOM ASSESSMENT IN PATIENTS SUFFERING FROM IDIOPATHIC AND DIABETES GASTROPARESIS

Carbone F.¹, De Buyscher R.², Van den Houte K.³, Holvoet L.¹, Vandenberghe A.⁴, Tack J.⁵

P1271

DOES MEASUREMENT OF SYMPTOMS DURING A GASTRIC EMPTYING TEST IMPROVE CORRELATION BETWEEN SYMPTOMS AND EMPTYING RATE?

Carbone F.¹, De Buyscher R.², Van den Houte K.³, Tack J.⁴

P1272

HIGH PREVALENCE OF SMALL INTESTINAL BACTERIAL OVERGROWTH AMONG FUNCTIONAL DYSPESIA PATIENTS

Tziatzios G.¹, Gkolfakis P.¹, Papanikolaou I.S.¹, Mathur R.², Pimentel M.², Giamarellos-Bourboulis E.J.³, Dimitriadis G.D.¹, Triantafyllou K.¹

P1273

GASTRIC EMPTYING SCANS: POOR ADHERENCE TO NATIONAL GUIDELINES

Lacy B., Wise J., Vazquez-Roque M.

P1274

BUDESONIDE ORODISPERSIBLE TABLETS ARE SUPERIOR TO MAINTAIN AND EVEN FURTHER IMPROVE QUALITY OF LIFE IN ADULT PATIENTS WITH EOSINOPHILIC ESOPHAGITIS: RESULTS FROM THE 48-WEEKS, DOUBLE-BLIND, PLACEBO-CONTROLLED PIVOTAL EOS-2 TRIAL

Schlag C.¹, Biedermann L.², Lucendo A.J.³, Miehke S.⁴, Santander Vaquero C.^{5,6}, Ciriza de Los Rios C.⁷, Hartmann D.⁸, Madisch A.⁹, Hruz P.¹⁰, Hayat J.¹¹, von Arnim U.¹², Bredenoord A.¹³, Müller R.¹⁴, Greinwald R.¹⁵, Schoepfer A.¹⁶, Attwood S.E.¹⁷, Straumann A.^{18,19}, on Behalf of the International EOS-2 Study Group

P1275

EOSINOPHILIC ESOPHAGITIS - VISUAL SCORE: A NOVEL PICTORIAL SELF-ADMINISTERED TOOL TO ASSESS QUALITY OF LIFE IN PATIENTS WITH EOSINOPHILIC ESOPHAGITIS

Ghisa M.¹, Inferrera M.¹, Gubbiotti A.¹, Barbuscio I.¹, Laserra G.¹, Barberio B.¹, Marinelli C.¹, Tolone S.², De Bortoli N.³, Zentilin P.⁴, Savarino V.⁴, Zingone F.¹, Savarino E.¹

P1276

FECAL EOSINOPHIL CATIONIC PROTEIN AS POTENTIAL MARKER OF DISEASE ACTIVITY IN PATIENTS WITH EOSINOPHILIC ESOPHAGITIS

Ghisa M.¹, Basso D.², Inferrera M.¹, Cosma C.², Marinelli C.¹, Tolone S.³, De Bortoli N.⁴, Zentilin P.⁵, Savarino V.⁶, Savarino E.¹

P1277

PREVALENCE AND CLINICAL FEATURES OF ENDOSCOPY NEGATIVE EOSINOPHILIC ESOPHAGITIS

Kaneko T.¹, Matsumura T.¹, Okimoto K.², Akizue N.³, Ota Y.¹, Saito K.¹, Maruoka D.⁴, Nakagawa T.⁵, Arai M.⁶, Kato N.¹

P1278

APPLICATION OF CONVOLUTIONAL NEURAL NETWORKS FOR DIAGNOSIS OF EOSINOPHILIC ESOPHAGITIS BASED ON ENDOSCOPIC IMAGES

Okimoto E.¹, Ishimura N.¹, Aoyama K.², Tada T.³, Adachi K.⁴, Kinoshita Y.^{1,5}

P1279

CHROMOENDOSCOPY WITH IODINE-POTASSIUM IODINE SOLUTION IN EOSINOPHILIC ESOPHAGITIS

Pham K.D.-C.^{1,2}, Havre R.F.³, Hatlebakk J.G.^{1,2}

P1280

EOSINOPHILIC OESOPHAGITIS: THE RISING INCIDENCE AND BURDEN OF DISEASE IN A LARGE NHS TRUSTTierney M., Fricker J., Gordon J.N.

P1281

THE EXPRESSION OF FREE FATTY ACID RECEPTORS 1-4 IN PATIENTS WITH GASTROESOPHAGEAL REFLUX DISEASE - A PILOT STUDYFabisiak A.^{1,2}, Bartoszek A.¹, Binienda A.¹, Krajewska J.B.¹, Mosińska P.¹, Niewinna K.¹, Tarasiuk A.¹, Mokrowiecka A.², Fabisiak N.³, Salaga M.¹, Małecka-Panas E.², Fichna J.¹

P1282

TRANSEPITHELIAL TISSUE PERMEABILITY IN ESOPHAGEAL EPITHELIUM DECREASES IN PATIENTS WITH GASTROESOPHAGEAL REFLUX DISEASE FOLLOWING ANTI-REFLUX SURGERYErgun P.¹, Kipcak S.², Bor S.³, Ege Reflux Study Group

P1283

ELECTROPHYSIOLOGICAL CHANGES AND MUCOSAL PERMEABILITY IN ESOPHAGEAL EPITHELIUM BEFORE AND AFTER STRETTA TREATMENT FOR GASTROESOPHAGEAL REFLUX DISEASEBor S.¹, Ergun P.², Kipcak S.³, Ege Reflux Study Group

P1284

PAR2, P2X2 AND P2Y2 MRNA EXPRESSION IN PATIENTS WITH GASTROESOPHAGEAL REFLUX DISEASE AND THEIR RELATIONSHIP TO REFLUX SYMPTOMS: A PILOT STUDYMokrowiecka A.¹, Bartoszek A.², Fabisiak A.^{1,2}, Fichna J.², Małecka-Panas E.¹

P1285

THE EFFECT OF DIFFERENT PH REFLUXATE ON THE TYPE OF IMMUNE RESPONSE IN GERD PATIENTSParaskevova A.¹, Trukhmanov A.¹, Lyamina S.², Kalish S.², Storonova O.¹, Pirogov S.³, Ponomarev A.⁴, Rumyantseva D.¹, Sokolov K.⁴, Malyshev I.², Maev I.², Ivashkin V.¹

P1286

ESOPHAGEAL INFUSION OF MENTHOL DOES NOT AFFECT ESOPHAGEAL MOTILITY BUT EVOKES HEARTBURN IN PATIENTS WITH GASTROESOPHAGEAL REFLUX DISEASE (GERD)Banovcin P.¹, Duricek M.¹, Liptak P.¹, Nosakova L.¹, Hyrdel R.¹, Kollarik M.^{2,3}

P1287

EFFICACY AND SAFETY OF TRANSORAL INCISIONLESS FUNDOPLICATION (TIF) IN REFRACTORY GASTROESOPHAGEAL REFLUX DISEASE: A SYSTEMATIC REVIEW AND META-ANALYSISGopalakrishnan Ravikumar N.P.¹, Sannapaneni S.², Thota P.³, Sanaka M.⁴

P1288

COMPARISON OF THE EFFICIENCY OF TWO DIFFERENT PPI FORMULA IN TREATMENT OF ATYPICAL GERD PATIENTS, A RANDOMIZED STUDYTing P.H., Luo J.C.

P1289

EFFICACY OF DA-5204 (STILLEN 2X®) FOR PATIENTS WITH GASTROESOPHAGEAL REFLUX DISEASE: A RANDOMIZED, DOUBLE-BLIND, PLACEBO-CONTROLLED PILOT STUDYShim H.J., Cho J.H., Shin C.M., Yoon H., Park Y.S., Kim N., Lee D.H.

P1290

ON-DEMAND VERSUS CONTINUOUS PROTON PUMP INHIBITOR THERAPY AS FIRST-LINE TREATMENT FOR GASTROESOPHAGEAL REFLUX DISEASE: A SINGLE-CENTER PROSPECTIVE STUDYYoon J.Y., Kim D.H.

P1291

ADMINISTRATION OF A BITTER TASTANT HAS NO INFLUENCE ON THE NUMBER OF TRANSIENT LOWER OESOPHAGEAL SPHINCTER RELAXATIONS IN HEALTHGeysen H.¹, Geeraerts A.¹, Vanuytsel T.², Tack J.³, Pauwels A.⁴

P1292

IW-3718, A NOVEL GASTRIC-RETENTIVE BILE ACID SEQUESTRANT, IMPROVES GERD SYMPTOMS IN PATIENTS WITH PERSISTENT GERD DESPITE ONGOING PPI TREATMENT - PHASE 2B STUDY RESULTSFass R.¹, Vaezi M.F.², Vakil N.³, Hanlon J.⁴, Mittleman R.S.⁵, Hall M.⁵, Shao J.Z.⁵, Chen Y.⁴, Lane L.⁴, Gates A.M.⁴, Borgstein N.⁴, Currie M.G.⁵

P1293

DIAGNOSING DYSPLASIA IN BARRETT'S OESOPHAGUS - THE SEATTLE PROTOCOL REMAINS THE DOMINANT STRATEGY IN NON EXPERT CENTRESKeyte G.¹, Iqbal M.¹, Viswanath Y.¹, Khan A.², Wells C.², Vasani J.², Beintaris I.², Dhar A.¹

P1294

**RELATIONSHIP BETWEEN BARRETT'S ESOPHAGUS AND COLONIC DISEASES: REFERENCE TO ENDOSCOPIC SURVEILLANCE　**Nakahara R.¹, Yuki T.², Ujihara T.³, Murakami D.³, Iwaki T.³, Sagami R.³, Suehiro S.¹, Katsuyama Y.³, Hayasaka K.¹, Harada H.³, Miyaoka Y.⁴, Fujishiro H.⁵, Amano Y.⁶

P1295

THE ASIAN BARRETT'S CONSORTIUM (ABC) MULTINATIONAL SURVEY ON THE PREFERRED DIAGNOSIS AND MANAGEMENT APPROACH OF BARRETT'S OESOPHAGUS (BO) IN THE ASIA-PACIFICSoh A.¹, Lee Y.Y.², Zhang Y.³, Siah K.T.H.⁴, Tong D.⁵, Law S.⁶, Ruszkiewicz A.⁷, Tseng P.-H.⁸, Trong Duc Q.⁹, Lee Y.C.¹⁰, Singh R.¹¹, Wu J.¹², Gotoda T.¹³, Sharma P.¹⁴, Ho K.Y.⁴, Asian Barrett's Consortium (ABC)

P1296

COMPARATIVE ANALYSIS OF THE EFFICACY AND SAFETY OF STANDARD VERSUS SIMPLIFIED RADIOFREQUENCY ABLATION PROTOCOL FOR DYSPLASTIC BARRETT'S ESOPHAGUS: A DUAL-INSTITUTION STUDYTan W.K.^{1,2}, Ragunath K.^{3,4}, White J.^{3,4}, Santiago Garcia J.^{3,5}, Ortiz-Fernández-Sordo J.^{3,6}, Mirela P.^{3,7}, Alias B.¹, Hadjinicolaou A.V.^{1,8}, Sujendran V.⁹, di Pietro M.¹

P1297

NARROW BAND IMAGING ENDOSCOPY WITH TARGETED BIOPSIES VERSUS STANDARD ENDOSCOPY WITH RANDOM BIOPSIES IN PATIENTS WITH BARRETT'S OESOPHAGUS: A META-ANALYSIS

Hajelssedig O.^{1,2}, Zorrón Cheng Tao Pu L.³, Thompson J.⁴, Abdulazeem H.⁵, Mayer C.⁶, Shaukat Ali F.⁷, Lord A.⁸, El Sayed I.⁹, Singh R.¹⁰, O.Khier A.^{11,12}, John D.¹³

P1298

EFFICACY, TOLERANCE AND SAFETY OF HYBRID ARGON PLASMA COAGULATION FOR THE TREATMENT OF BARRETT'S ESOPHAGUS: A US PILOT STUDY

El Hage Chehade N.¹, Shimizu T.¹, Chang K.², Samarasena J.¹

P1299

REDUCED STRICTURE RATES WITH A NOVEL HALO 360 RADIOFREQUENCY REGIME FOR BARRETT'S DYSPLASIA

Saffouri E.¹, Haddock R.¹, Berriman T.J.¹, Pugmire J.², Fullarton G.¹, Morris A.J.¹

P1300

LYMPH NODE METASTASIS RISK OF SIEWERT TYPE II ADENOCARCINOMA: COMPARISON OF BARRETT'S ESOPHAGEAL ADENOCARCINOMA AND GASTRIC CARDIA ADENOCARCINOMA RESECTED BY ENDOSCOPIC SUBMUCOSAL DISSECTION AND SURGERY

Akazawa N.¹, Fujisaki J.²

P1301

PUBLIC PREFERENCES AND PREDICTED UPTAKE FOR ESOPHAGEAL CANCER SCREENING STRATEGIES: A DISCRETE CHOICE EXPERIMENT

Peters Y., van Grinsven E., van de Haterd M., van Lankveld D., Verbakel J., Siersema P.D.

P1302

BARRETT'S ESOPHAGUS SCREENING: ACCURACY OF EXHALED BREATH ANALYSIS USING AN ELECTRONIC NOSE DEVICE

Peters Y.¹, Schrauwen R.W.M.², Tan A.C.³, Bogers S.K.², De Jong B.¹, Siersema P.D.¹

P1303

STUDIES TO DETERMINE RISK FACTORS FOR BARRETT'S NEOPLASIA IN WOMEN SHOULD FOCUS ON A FAMILY HISTORY OF ESOPHAGEAL CARCINOMA, ONGOING GERD SYMPTOMS AND OBESITY

Iwaya Y.^{1,2}, Shimamura Y.^{2,3}, Mosko J.², Teshima C.², Kandel G.², Kortan P.², May G.², Marcon N.²

P1304

THE IMPACT OF IMAGE ENHANCED ENDOSCOPY SCREENING FOR SYNCHRONOUS ESOPHAGEAL NEOPLASM ON SURVIVALS OF HEAD AND NECK CANCER PATIENTS

Chung C.-S.^{1,2}, Chen K.-C.³, Hsieh C.-H.⁴, Lin S.-C.⁵, Lin C.-K.³, Liao L.-J.⁶

P1305

SIGMOID TYPE AND AGING AS POTENTIAL RISK FACTORS FOR DEVELOPING ESOPHAGEAL SQUAMOUS CELL CARCINOMA IN ACHALASIA PATIENTS: A RETROSPECTIVE STUDY

Abad M.R.A., Iwaya Y., Nishikawa Y., Fujiyoshi Y., Quarta Colosso B.M., Ueno A., Shimamura Y., Tanabe M., Sumi K., Tomida H., Ikeda H., Onimaru M., Inoue H.

P1306

ENDOCYTOSCOPIC OBSERVATION AND DEEP LEARNING ARTIFICIAL INTELLIGENCE FOR ESOPHAGEAL LESIONS

Kumagai Y.¹, Kawada K.², Takubo K.³, Tada T.⁴, Ozawa T.⁵, Mochiki E.¹, Ishida H.¹

P1307

USEFULNESS OF ENDOSCOPIC LARYNGOPHARYNGEAL SURGERY FOR SUPERFICIAL PHARYNGEAL SQUAMOUS CELL CARCINOMA

Hara Y.¹, Dobashi A.¹, Furuhashi H.¹, Koizumi A.¹, Kobayashi M.¹, Ohya T.R.¹, Ikeda K.¹, Sumiyama K.¹, Nishiya Y.², Kessoku H.², Shimura E.², Hama T.²

P1308

TREATMENT STRATEGY FOR CERVICAL ESOPHAGEAL CANER

Mori N.¹, Tanaka T.², Matono S.³, Saisho K.¹, Akagi Y.¹

P1309

CLINICAL EFFECTIVENESS AND SAFETY OF SELF-EXPANDING METAL STENT PLACEMENT FOLLOWING PALLIATIVE CHEMOTHERAPY IN PATIENTS WITH ADVANCED ESOPHAGEAL CANCER

Bakheet N.^{1,2}

P1310

VALIDATION OF MAGNIFYING ENDOSCOPIC CLASSIFICATION OF THE JAPAN ESOPHAGEAL SOCIETY FOR ESOPHAGEAL SQUAMOUS CELL CARCINOMA

Sudou K., Wakatsuki T., Sakaki T., Nagahara H., Sakabayashi Y., Fukumoto Y., Furutachi S., Mannami T.

P1311

UTILITY OF STENT DOUBLE PALLIATION FOR ESOPHAGEAL CANCER WITH AIRWAY INVOLVEMENT - THE EXTREMIS OF CARE

Roseira J.^{1,2}, Mão Ferro S.³, Moleiro J.⁴, Currais P.⁵, Lemos Garcia J.⁶, Dionisio J.⁷, Ferreira S.G.⁸, Rosa I.⁹, Lage P.¹⁰, Szantho A.⁷, Duro da Costa J.¹¹, Dias Pereira A.¹²

P1312

IS BIPOLAR KNIFE SAFE THAN MONOPOLAR KNIFE IN ENDOSCOPIC SUBMUCOSAL DISSECTION FOR ESOPHAGEAL NEOPLASIA

Nagami Y.¹, Ominami M.¹, Fukunaga S.¹, Hirano S.¹, Tanigawa T.¹, Watanabe T.¹, Fujiwara Y.²

P1313

ENDOSCOPIC THERAPY IS AS EFFECTIVE AS SURGICAL RESECTION FOR EARLY OESOPHAGEAL CANCER: A TERTIARY REFERRAL EXPERIENCE OF 251 CONSECUTIVE CASES

Reyhani Calvo A.^{1,2}, Davies A.^{1,2}, Zylstra J.³, Santaolalla A.², Gimson E.², Baker C.¹, Kelly M.¹, Van Hemelrijck M.², Gossage J.¹, Zeki S.S.⁴, Dunn J.³

P1314

APPLICATION OF CONVOLUTIONAL NEURAL NETWORKS TO EVALUATING THE INVASION DEPTH OF EARLY GASTRIC CANCER BASED ON ENDOSCOPIC IMAGES

Hamada K.¹, Kawahara Y.², Aida T.³, Okada H.⁴

P1315

THE OUTCOMES OF UNDERWATER EMR AND CONVENTIONAL EMR FOR SUPERFICIAL NON-AMPULLARY DUODENAL EPITHELIAL TUMOR; A PROSPECTIVE STUDY WITH A COMPARISON TO HISTORICAL CONTROLS

Kiguchi Y.¹, Kato M.^{1,2}, Nakayama A.¹, Sasaki M.¹, Mizutani M.^{1,2}, Tsutsumi K.¹, Akimoto T.¹, Takatori Y.¹, Mutaguchi M.³, Takabayashi K.³, Ochiai Y.¹, Maehata T.¹, Kanai T.², Yahagi N.¹

P1316

WHAT KIND OF EARLY GASTRIC CANCER AFTER H. PYLORI ERADICATION IS DIFFICULT TO DIAGNOSE?

Wakatsuki T., Sakaki T., Nagahara H., Sudou K., Sakabayashi Y., Fukumoto Y., Furutachi S.-I., Mannami T.

P1317

YIELD OF INVESTIGATING ISOLATED HYPOFERRITINAEMIA REFERRED FROM PRIMARY CARE

Mothey M.¹, Shirazi-Nejad A.¹, Hebden J.²

P1318

SCREENING ENDOSCOPY IN PATIENTS WITH ADVANCED CHRONIC LIVER DISEASE BEYOND PORTAL HYPERTENSION: HIGHER PREVALENCE OF GASTRIC NEOPLASIA IN COMPARISON TO A HEALTHY SCREENING POPULATION

Morais R.¹, Marques M.¹, Gaspar R.¹, Alves R.², Dias E.¹, Silva J.¹, Santos-Antunes J.¹, Pereira P.¹, Lopes S.¹, Cardoso H.¹, Liberal R.¹, Macedo G.¹

P1319

NON-CARDIA EARLY GASTRIC CANCER IN CENTRAL VIETNAM: UNCOMMON BACKGROUND MUCOSA AND PRELIMINARY RESULTS OF ESD TREATMENT AFTER 5 YEARS ✦

Tran Q.T.^{1,2}, Nguyen T.H.T.¹, Shimizu S.³, Aghdassi A.A.⁴, Leich M.M.⁵, Miyahara R.⁶, Goto H.⁷, Tran V.H.¹

P1320

EFFECT OF POTASSIUM-COMPETITIVE ACID BLOCKER TO HEALING OF ARTIFICIAL ULCER AFTER ENDOSCOPIC SUBMUCOSAL DISSECTION: PROSPECTIVE RANDOMIZED TRIAL

Ban H.¹, Otsuka T.², Sugimoto M.², Andoh A.³

P1321

GASTRIC CANCER PATIENTS WHO UNDERWENT GASTRECTOMY ARE HIGH RISK FOR COLORECTAL NEOPLASIA: A CASE CONTROL STUDY

Lee J.S., Gweon T.G.

P1323

FLAT ELEVATED LESIONS WHICH HAVE BEEN DIAGNOSED WITH ADENOMA JUST BY CONVENTIONAL ENDOSCOPY CAN BE DISCRIMINATED BETWEEN EARLY GASTRIC CANCER AND ADENOMA BY MAGNIFIED ENDOSCOPY WITH NBI

Iwasaki T., Uchita K., Kojima K., Iwamura S.

P1324

RASPBERRY SHAPED GASTRIC LESIONS IN HELICOBACTER PYLORI-NEGATIVE PATIENTS

Yatagai N.¹, Ueyama H.¹, Abe D.¹, Oki S.¹, Suzuki N.¹, Ikeda A.¹, Akazawa Y.¹, Komori H.¹, Izumi K.¹, Takeda T.¹, Matsumoto K.¹, Ueda K.¹, Matsumoto K.¹, Asaoka D.¹, Hojo M.¹, Yao T.², Nagahara A.¹

P1325

SARCOPENIA IS A RISK FACTOR FOR ASPIRATION PNEUMONIA ASSOCIATED WITH ESOPHAGEAL AND GASTRIC ENDOSCOPIC SUBMUCOSAL DISSECTION (ESD) IN ELDERLY PATIENTS

Arao M.¹, Araki H.², Ibuka T.³, Shimizu M.¹

P1326

ROLE OF MULTIDISCIPLINARY TEAM IN THE MANAGEMENT OF NEUROENDOCRINE NEOPLASIA: A REAL-WORLD EXPERIENCE

Magi L.¹, Mazucca F.², Rinzivillo M.¹, Arrivi G.², Pilozzi E.³, Prosperi D.⁴, Iannicelli E.⁵, Mercantini P.⁶, Signore A.⁴, Marchetti P.², Annibale B.¹, Panzuto F.¹

P1327

ENDOSCOPIC ULTRASOUND-GUIDED ANGIO THERAPY OF GASTRIC VARICES WITH COMBINED COILS AND GLUE INJECTION: AN EUROPEAN STUDY

Privat J.¹, Donatelli G.², Demmak H.¹, Keita A.¹

P1328

SHARED ANGIOGENIC DRIVERS OF INTESTINAL VASCULAR DISORDERS

Douglas A.R.¹, Smith S.¹, Ryan B.², Breslin N.³, Murphy G.³, Ismail M.S.³, Holleran G.², O'Connor A.⁴, McNamara D.^{1,5}

P1329

ACUTE NECROTIZING OESOPHAGITIS: A VIEW INTO THE DARK

S G.¹, Pavão Borges V.², Saraiva R.C.³, Gamelas V.², Mendez Santos S.⁴, Rocha M.⁵, Bettencourt M.J.²

Poster Session

09:00 – 17:00

Poster Exhibition - Hall 7

H. Pylori II

P1330

INDIVIDUAL CHARACTERISTICS ASSOCIATED WITH HELICOBACTER PYLORI INFECTION IN THE GSTAR STUDY POPULATION IN LATVIA

Razuka-Ebela D.¹, Polaka I.², Parshutin S.², Santare D.², Ebela I.¹, Murillo R.³, Herrero R.³, Tzivian L.¹, Park J.Y.³, Leja M.²

P1332

SPANISH SPECIALYST CARE SURVEY ON THE MANAGEMENT OF H. PYLORI INFECTION: PREFERENCES AND DECISIONS

Martín de Argila C.¹, Giralt Martínez E.², Delgado Juárez R.³

P1333

MODIFIED 7-DAY VERSUS STANDARD 10-DAY CONCOMITANT THERAPY FOR HELICOBACTER PYLORI ERADICATION: A RANDOMIZED CONTROLLED TRIAL

Rojsanga W., Chanpiwat K., Bunchorntavakul C.

P1334

COMPARATIVE STUDY OF SEQUENTIAL VERSUS CONCOMITANT NON-BISMUTH QUADRUPLE THERAPY AS FIRST-LINE ERADICATION FOR HELICOBACTER PYLORI

Pereira F., Azevedo R., Linhares M., Ramos D., Pinto J., Caldeira A., Tristan J., Pereira E., Sousa R., Banhudo A.

P1335

THE EFFICACY AND SAFETY OF SECOND-LINE REGIMENS FOR HELICOBACTER PYLORI ERADICATION TREATMENT: A SYSTEMIC REVIEW AND NETWORK META-ANALYSIS

Chang Y.-L.¹, Tung Y.-C.¹, Liou W.-S.¹, Su Y.-H.², Shiu S.-I.³

P1337

HIGH INCIDENCE OF H. PYLORI RESISTANCE IN AN IRISH CENTRE WHICH NEGATIVELY IMPACTS TREATMENTDouglas A.R.¹, Fitzpatrick H.¹, Mohd Faudzi F.¹, Brennan D.², Omorogbe J.A.³, Smith S.², Ryan B.⁴, O Connor A.⁵, McNamara D.^{1,6}

P1338

COMPARISON OF EFFICACY OF BISMUTH-CONTAINING QUINTET THERAPY AND MOXIFLOXACIN-BASED SEQUENTIAL THERAPY AS FIRST-LINE ERADICATION REGIMEN FOR HELICOBACTER PYLORI INFECTIONKim G., Lee D.H., Shim H.I., Cho J.H., Yoon H., Shin C.M., Park Y.S., Kim N.

P1339

PROSPECTIVE RANDOMIZED AND CROSSOVER STUDY COMPARING TEN DAYS CONCOMITANT TREATMENT TO 10 DAYS BISMUTH BASED THERAPY FOR HELICOBACTER ERADICATION IN A LEBANESE NAÏVE POPULATIONYazbeck C.¹, Kahwaji R.M.², Hallit S.³, Assaf Y.², Maalouf R.G.³, Yazbeck Y.³, Akiki B.⁴

P1340

PAN-EUROPEAN REGISTRY ON H. PYLORI MANAGEMENT (HP-EUREG): ANALYSIS OF 4,388 SECOND-LINE TREATMENTSPerez Nyssen O.¹, McNicholl A.G.², Dino V.³, Perez Aisa M.&. ⁴, Tepeš B.⁵, Bordin D.S.⁶, Lerang F.⁷, Rokkas T.⁸, Leja M.⁹, Axon A.¹⁰, Kupcinskas L.¹¹, Jonaitis L.¹², Machado J.C.L.¹³, Shvets O.¹⁴, Veijola L.¹⁵, Buzás G.M.¹⁶, Şimşek H.¹⁷, Boyanova L.¹⁸, Lamy V.¹⁹, Niv Y.²⁰, Venerito M.²¹, Bytzer P.²², Capelle L.^{23,24}, Goldis E.-A.²⁵, Przytulski K.^{26,27}, Beglinger C.²⁸, Miroslava K.²⁹, Milosavljevic T.³⁰, Fiorini G.³¹, G Donday M.³², Megraud F.³³, O'Morain C.³⁴, Gisbert J.³⁵

P1341

HELICOBACTER PYLORI INFECTION INCREASED ACCUMULATION OF ADVANCED GLYCATION END PRODUCTS IN PATIENTS WITH TYPE 1 DIABETESZawada A.¹, Naskret D.², Pilacinski S.³, Adamska A.³, Grzymislawski M.¹, Zozulinska-Ziolkiewicz D.³, Eder P.¹, Dobrowolska A.⁴

P1342

LOW RATE OF HELICOBACTER PYLORI TEST AND ERADICATION IN PATIENTS WITH GASTRIC CANCERChoi Y.¹, Kim N.², Noh G.¹, Yoon H.¹, Shin C.M.¹, Park Y.S.¹, Lee D.H.², Kim H.H.³

P1343

RISK FACTORS FOR METACHRONOUS CANCER IN THE REMNANT STOMACH AFTER GASTRIC CANCER SURGERYChoi Y.¹, Kim N.², Noh G.¹, Yoon H.¹, Shin C.M.¹, Park Y.S.¹, Lee D.H.², Kim H.H.³

P1344

HELICOBACTER PYLORI -NEGATIVE EARLY GASTRIC CANCER: PROPOSAL FOR A NEW HISTOPATHOLOGICAL CLASSIFICATIONMatsumoto K.¹, Ueyama H.¹, Oki S.¹, Suzuki N.¹, Ikeda A.¹, Yatagai N.¹, Akazawa Y.¹, Komori H.¹, Izumi K.¹, Takeda T.¹, Ueda K.¹, Matsumoto K.¹, Hojo M.¹, Yao T.², Nagahara A.¹

P1345

THE LONG-TERM FOLLOW-UP OF SERUM PEPSINOGENS IN PATIENT WITH GASTRIC CANCER AND DYSPLASIA AFTER HELICOBACTER PYLORI ERADICATIONNoh G.¹, Kim N.^{1,2}, Choi Y.¹, Kim H.J.³, Yoon H.¹, Shin C.M.¹, Park Y.S.¹, Lee D.H.¹

Poster Session

09:00 – 17:00

Poster Exhibition - Hall 7

Small Intestinal II

P1346

THE PREVALENCE OF SMALL INTESTINAL BACTERIAL OVERGROWTH IN PATIENTS WITH HYPERLIPIDEMIAKvit K.¹, Kharchenko N.², Chornenka O.³, Dorofeeva U.³

P1347

AKKERMANSIA MUCINIPHILA PLAYS AN IMPORTANT ROLE ON THE SMALL INTESTINAL INJURY CAUSED BY THE COMBINATION OF ASPIRIN AND PROTON PUMP INHIBITOR, WHICH IS AMELIORATED BY BIFIDOBACTERIUM BIFIDUM G9-1 IN THE NOVEL ANIMAL MODELYoshihara T.¹, Oikawa Y.², Tanaka Y.², Kato T.³, Kessoku T.⁴, Kobayashi T.⁴, Misawa N.⁴, Ashikari K.⁴, Kanoshima K.⁵, Fuyuki A.⁶, Ohkubo H.⁴, Higurashi T.⁴, Nakajima S.², Ohno H.², Nakajima A.⁷

P1348

POLYUNSATURATED FATTY ACIDS IN A WESTERN STYLE DIET TRIGGERS INTESTINAL INFLAMMATION IN GENETICALLY SUSCEPTIBLE HOSTSMayr L.¹, Grabherr F.¹, Schwärzler J.¹, Sommer F.², Ran Q.³, Rosenstiel P.², Tilg H.¹, Adolph T.¹

P1349

OXIDATION OF POLYUNSATURATED FATTY ACIDS TRIGGERS A PRO-INFLAMMATORY RESPONSE IN GENETICALLY PRONE INTESTINAL EPITHELIAL CELLSSchwärzler J., Mayr L., Grabherr F., Gehmacher T., Reitmeier I., Tilg H., Adolph T.E.

P1350

LACTOBACILLUS RHAMNOSUS STRAIN AFFECTS STRESS-RELATED INTESTINAL PERMEABILITY, SYMPTOMS AND FECAL MICROBIOTA DIVERSITY IN HEALTHY ADULTS: RESULTS FROM A RANDOMIZED, DOUBLE-BLIND PLACEBO-CONTROLLED TRIAL (PROSPER)Wauters L.^{1,2}, Van Oudenhove L.¹, Smokvina T.³, Tito Tadeo R.Y.⁴, Dornic Q.³, Geboers K.², Accarie A.¹, Toth J.¹, Luybaerts A.¹, Verbeke K.¹, Tack J.^{1,2}, Raes J.⁴, Vanuytsel T.^{1,2}

P1351

MUCOSAL IGG PRODUCTION AND PLASMA CELLS-NERVES INTERACTION: POTENTIAL MECHANISMS OF GUT-BRAIN AXIS DYSFUNCTION IN DIARRHOEA-PRONE IRRITABLE BOWEL SYNDROMEPardo-Camacho C.^{1,2}, Melón-Ardanz E.¹, Albert-Bayo M.¹, González-Castro A.M.^{1,2}, Expósito E.¹, Martínez C.³, Nieto A.², Pigrau Pastor M.², Galán C.², Fortea M.¹, Segú H.¹, Rodríguez-Urrutia A.^{4,5}, de Torres I.⁶, Azpiroz F.^{2,7}, Alonso-Cotoner C.^{2,7}, Santos J.^{2,7}, Vicario M.^{1,7}

P1352

EXPLORING IMMUNE CELL HETEROGENEITY IN POST OPERATIVE ILEUS USING SCRNA SEQ REVEALED A PRO RESOLVING ROLE FOR MYELOID CELLS EXPRESSING ARGINASE-1

Abdu Rahiman S.¹, Stakenborg M.¹, De Simone V.¹, Ibiza S.¹, Ke B.-J.¹, van Baarle L.¹, Pirottin D.², Marichal T.², Matteoli G.¹

P1353

DIAGNOSTIC YIELD AND ACCURACY OF SMALL BOWEL ULTRASONOGRAPHY COMPARED TO CAPSULE ENTEROSCOPY FOR THE DIAGNOSIS OF SMALL BOWEL DISEASES

Costantino A.¹, Centorrino E.², Orlando S.³, Fraquelli M.⁴, Vecchi M.², Elli L.⁵

P1354

COULD NEUTROPHIL-TO-LYMPHOCYTE RATIO PREDICT ULCERATIVE COLITIS FLARE DURING PREGNANCY?

El-Sadek H.

P1355

GUT MICROBIOTA AND SMALL BACTERIAL OVERGROWTH IN PATIENTS WITH HYPERLIPIDEMIA

Kvit K.^{1,2}, Kharchenko N.³, Dorofeeva U.², Chornenka O.², Draganchuk O.²

P1356

CONDITIONED MEDIUM DERIVED FROM BONE MARROW MESENCHYMAL STEM CELLS WITH INFLAMMATORY ACTIVATION REGULATES INFLAMMATORY RESPONSE TO ACUTE RADIATION-INDUCED INTESTINAL INJURY

Zhou W.¹, Chen H.^{1,2}, Zheng Y.¹, Sha W.^{1,3}, Luo Y.¹

P1357

EFFECT OF PROBIOTIC SUPPLEMENT IN SYMPTOMATIC CELIAC DISEASE PATIENTS ON LONG-TERM GLUTEN-FREE DIET; A PILOT STUDY

Rostami-Nejad M.¹, Soheilian Khorzoghi M.², Mohaghegh H.³, Yadegar A.⁴, Aghamohammadi E.³, Moheb-Aliani A.³, Rostami K.⁵, Zali M.R.⁶

P1358

MARSH SCORE AT THE DIAGNOSIS OF COELIAC DISEASE PREDICTS THE PRESENCE OF OSTEOPENIA AND OSTEOPOROSIS

Silva J., Peixoto A., Santos A.L., Dias E., Costa-Moreira P., Rodrigues-Pinto E., Macedo G.

P1359

SCREENING FOR COELIAC DISEASE IN ELDERLY PATIENTS PRESENTING WITH IRON DEFICIENCY ANAEMIA

Ayebo-Sallah B., Adam I., Yusuf A.

P1360

COELIAC DISEASE, BUT NOT NON-COELIAC WHEAT SENSITIVITY IS STRONGLY ASSOCIATED WITH PSORIASIS: A POPULATION-BASED STUDY OF 3542 RANDOMLY SELECTED SUBJECTS

Walker M.M.¹, Potter M.², Talley N.J.³, Koloski N.⁴, Jones M.P.⁵, Holtmann G.J.⁶, Keely S.⁷, Taylor O.⁸

P1361

DUODENAL BIOPSIES ARE UNNECESSARY FOR THE EXCLUSION OF COELIAC DISEASE IN PATIENTS WITH A NEGATIVE TRANSGLUTAMINASE (TTG)

Stonelake S.¹, Wilkinson J.², Gulmez S.², Leung E.¹

P1362

OCCASIONAL INGESTIONS OF GLUTEN ARE TOLERATED IN A GROUP OF PATIENTS WITH CELIAC DISEASE

Elli L.¹, Di Lernia L.¹, Bascuñán K.², Orlando S.¹, Ferretti F.¹, Branchi F.¹, Lombardo V.³, Scricciolo A.⁴, Vecchi M.⁵, Roncoroni L.⁶, Fabiano S.⁷, Barigelletti G.⁷, Segato S.⁵, Bardella M.T.³

P1363

OUTCOMES OF PATIENTS ADMITTED WITH CELIAC DISEASE DIAGNOSED WITH CLOSTRIDIODES DIFFICILE

Kroner P.T.¹, Kesler A.M.², Corral J.E.³, Lacy B.E.³

P1364

THE MILANO QUESTIONNAIRE: A NEW DIETARY SCORE FOR EVALUATION OF COMPLIANCE TO GLUTEN FREE DIET IN PATIENTS WITH CELIAC DISEASE

Segato S.¹, Roncoroni L.², Scricciolo A.³, Lombardo V.⁴, Cutaia F.⁵, Ferretti F.⁶, Vecchi M.¹, Elli L.⁵

P1366

CELIAC HEPATITIS: IS THERE A RELATIONSHIP WITH CELIAC DISEASE NUTRITIONAL DEFICIENCIES?

Costa-Moreira P.¹, Peixoto A.², Santos A.L.², Dias E.³, Silva J.¹, Macedo G.¹

Poster Session

09:00 – 17:00

Poster Exhibition - Hall 7

Nutrition II

P1367

PROGNOSTIC FACTORS ON BODY WEIGHT LOSS BY AN INTRAGASTRIC BALLOON THERAPY

Ohta H.

P1368

HEPATIC STEATOSIS AND LIVER FIBROSIS EFFECTS AFTER ENDOSCOPIC SLEEVE PPLICATION (ESP) FOR TREATMENT OF OBESITY I-II. PRELIMINARY RESULTS WITH THE NEW PATTERN FOR GASTRIC EMPTYING DELAY

Ble Caso M.¹, Turro R.¹, Rosinach M.¹, Michelena Escudero J.¹, Mata Bilbao A.², Uchima H.³, Fernández Balsells S.¹, Espinos J.P.⁴

P1369

BRAZILIAN MULTICENTER STUDY OF ENDOSCOPIC SLEEVE GASTROPLASTY WITH OVERSTITCH USE - INITIAL RESULTS

Sander B.¹, Santos Paiva D.¹, Sander M.¹, Scarparo J.², Matz F.³, Ramos F.³, Alberti L.⁴

P1370

WEIGHT REGAIN AFTER BARIATRIC SURGERY - ENDOSCOPIC SUTURE WITH OVERSTITCH USE FOR GASTROINTESTINAL ANASTOMOSIS DECREASE - INITIAL RESULTS - BRAZILIAN MULTICENTER STUDY

Sander B.¹, Santos Paiva D.¹, Sander M.¹, Scarparo J.², Matz F.³, Ramos F.³, Alberti L.⁴

P1371

ENDOSCOPIC GASTRIC MUCOSAL RESECTION FOR WEIGHT LOSS AND SUPPRESSING SYSTEMIC GHRELIN LEVELS IN VIVO MODEL

Liu B.-R.¹, Liu D.¹, Zhao L.², Kong L.¹, Li D.¹, Yang H.¹, Ahmed M.R.¹

P1372

LARGEST MUCOSAL RESECTION IN THE WORLD FOR WEIGHT LOSSLiu B.-R., Ahmed M.R., Fang M.

P1373

MULTI-STRAIN PROBIOTIC INCREASES THE GUT MICROBIOTA DIVERSITY IN OBESE PREGNANT WOMEN: RESULTS FROM A RANDOMIZED, DOUBLE-BLIND PLACEBO-CONTROLLED STUDY
 Halkjær S.I.¹, de Kneegt V.E.², Lo B.¹, Nilas L.³, Cortes D.², Mirsepasi-Lauridsen H.C.⁴, Andersen L.O.⁴, Nielsen H.V.⁴, Stensvold C.R.⁴, Joannesen T.B.⁴, Kallmose T.⁵, Kroghfelt K.A.⁴, Petersen A.M.¹

P1374

PHASE ANGLE AS MARKER OF NUTRITIONAL STATUS IN PATIENTS WITH CROHN'S DISEASE: A CROSS SECTIONAL STUDY
 Cioffi I.¹, Imperatore N.², Marra M.¹, Pagano M.C.¹, Santarpia L.¹, Alfonsi L.¹, Testa A.³, Contaldo F.¹, Pisanisi F.¹, Castiglione F.⁴

P1375

A PROSPECTIVE MULTI-CENTER STUDY ON THE PREVALENCE OF FRUCTOSE MALABSORPTION IN PATIENTS WITH CHRONIC INFLAMMATORY BOWEL DISEASE
 Helwig U.^{1,2}, Koch A.K.³, Reichel C.⁴, Jessen P.⁵, Zietz B.⁶, Büning J.⁷, Schreiber S.⁸, Langhorst J.⁹, German IBD Study Group (GISG)

P1376

LACTOSE SENSITIVITY AND LACTOSE MALABSORPTION. THE TWO FACES OF LACTOSE INTOLERANCE IN PATIENTS WITH FUNCTIONAL BOWEL DISORDERS
 Bouchoucha M.¹, Romptaux P.¹, Steuer N.², Raynaud J.-J.¹, Sabate J.M.¹, Benamouzig R.³

P1377

PATTERNS OF FIBER INTAKE AMONG BRAZILIAN ADULTS: A NATIONWIDE WEB-BASED SURVEY
 Passos M.C.F.¹, Guedes L.S.², Takemoto M.L.S.³

P1378

IRREGULAR DIETARY HABITS WITH A HIGH INTAKE OF CEREALS AND SWEETS ARE ASSOCIATED WITH MORE SEVERE GASTROINTESTINAL SYMPTOMS IN IBS PATIENTS

Nilholm C.¹, Larsson E.¹, Roth B.¹, J Gustafsson R.², Ohlsson B.³

P1379

COMPARISON OF NUTRIENT INTAKES BETWEEN PATIENTS WITH DIFFERENT PANCREATIC DISEASES
Grigoreva I.¹, Romanova T.², Verevkin E.³, Suvorova T.⁴, Tov N.⁴

Poster Session

09:00 – 17:00

Poster Exhibition - Hall 7

Women in GI

P1380

CURRENT CHALLENGES FACING JAPANESE FEMALE DOCTOR IN THE FIELD OF GASTROENTEROLOGY: HOW DO WE MOVE FORWARD?

Sugimura M.¹, Katakura K.², Ohira H.³, Iwabuchi M.¹, Ukai K.¹, Iijima K.⁴, Ueno Y.⁵, Masamune A.⁶, Shimosegawa T.⁷**Poster Session**

09:00 – 17:00

Poster Exhibition - Hall 7

Paediatric: Upper GI II

P1381

TREATING FUNCTIONAL GASTROINTESTINAL DISEASES IN THE PAEDIATRIC POPULATION: ARE HERBALS AN OPTION? A SYSTEMATIC REVIEW

Möller J.¹, Raskopf E.^{2,3}, Kelber O.¹, Nieber K.⁴, Fink C.⁵

P1382

DIAGNOSIS OF RUMINATION SYNDROME IN CHILDREN WITH AMBULATORY IMPEDANCE-PH MONITORING

Nikaki K.¹, Rybak A.², Nakagawa K.¹, Rawat D.³, Woodland P.¹, Borrelli O.², Sifrim D.¹

P1383

ADULT ABDOMINAL PAIN CAN BE PREDICTED FROM EARLY CHILDHOOD SYMPTOMS AND PSYCHOSOCIAL FACTORS

Jones M.P.¹, Faresjö T.², Faresjö Å.², Beath A.P.³, Ludvigsson J.⁴

P1384

CLINICAL AND PROGNOSTIC VALUE OF THE FECAL ZONULIN IN EXTREMELY PREMATURE BABIES

Khasanova S.¹, Kamilova A.²

P1385

THE USEFULNESS OF PROBIOTIC ADMINISTRATION IN OBESE CHILDREN WITH NONALCOHOLIC FATTY LIVER DISEASE

Belei O., Olariu L., Marcovici T., Marginean O.

P1386

IMPORTANCE OF METABOLIC COMPLICATIONS IN SEVERE OBESITY COMPARED TO OBESITY IN THE REGION WHERE THE OBESITY EPIDEMIC SHOWED MODERATE INCREASE

Kim T.H.¹, Sohn M.J.¹, Woo M.H.¹, Hwang J.H.², Park S.-W.², Ko J.S.¹, Moon J.S.¹**Poster Session**

09:00 – 17:00

Poster Exhibition - Hall 7

Clinical Cases II

Chairs: Vincent Huberty, Belgium

CC042

LIVER METASTAZATION OF MERKEL CELL CARCINOMA: AN UNUSUAL PRESENTATION

Santos A.L.^{1,2,3}, Magno Pereira V.⁴, Coelho R.^{2,3,5}, Gaspar R.^{2,3,6}, Cardoso H.^{2,3,7}, Lopes J.^{2,3,8}, Macedo G.^{2,3,9}

CC043

DONOR-DERIVED NEUROENDOCRINE NEOPLASMS: HOW SHOULD WE HANDLE THE ISSUE?

Mrzljak A.^{1,2}, Franušić L.², Jelić A.¹, Ostojić A.¹, Škrtić A.^{2,3}, Popić J.^{2,4}, Dinjar Kujundžić P.⁵, Kocman B.⁶, Bekan I.B.⁶, Mikulić D.⁶

CC044

PRIMARY HEPATIC NEUROENDOCRINE TUMOR DIAGNOSED AS HEPATOCELLULAR CARCINOMA: A DOUBLE JEOPARDY?

Bealdo C., Kuan A., Ong L.

CC045

LOPERAMIDE-INDUCED ACUTE PANCREATITIS: REPORT OF THREE CASES

Barbuscio I.¹, Peserico G.², Fantin A.³, Ghisa M.⁴, Farinati F.⁵

CC046

INSULIN SECRETING NEURO-ENDOCRINE TUMOR OF THE KIDNEY: UNUSUAL PRESENTATIONLashen S.A.A.

CC047

ENDOSCOPIC SUBMUCOSAL DISSECTION OF A LARGE PEDUNCULATED GASTRIC LESION: AVOIDING MASSIVE BLEEDING TO ACHIEVE EN BLOC RESECTIONNunes G.¹, Libânio D.², Castro R.³, Marques-de-Sá I.², Gigliano D.⁴, Dinis-Ribeiro M.⁵

CC048

PORTAL HYPERTENSIVE POLYPOSIIS : A MUST KNOWN ENTITYTalkhan M.¹, Abdulaleem A.², Badr Ezzeldin Mohamed I.³, Raafat K.²

CC049

REFRACTORY ANAEMIA IN A PATIENT OF DECOMPENSATED CIRRHOSIS DUE TO CHRONIC BLOOD LOSS FROM DUODENAL POLYPOSIIS SECONDARY TO PORTAL HYPERTENSIVE DUODENOPATHYSingh S., Sharma S., Himthani R.K.

CC050

ENDOSCOPIC MUCOSAL RESECTION FOR CAP POLYPOSIIS COMBINED WITH ARGON PLASMA COAGULATIONMonsalve Alonso S.¹, Miranda P.¹, Caldas Alvarez M.², Casanova González M.J.¹, Santander C.³

CC051

TRANSCOLONIC NECROSECTOMY - THE NEXT STEP IN ENDOSCOPIC TREATMENT OF NECROTIZING PANCREATITIS ?Pavel V.¹, Kandulski A.¹, Schmid S.A.², Müller-Schilling M.¹

CC052

INCIDENTAL FINDING OF COLON NODULAR LESIONS LEADING TO DIAGNOSIS OF SYSTEMIC LANGERHANS CELL HISTIOCYTOSISCruz Aparício M.¹, Colmenares Bulgheroni M.², Moralejo Lozano Ó.², Barrajón Masa A.², Rey Díaz-Rubio E.², Esteban López-Jamar J.M.²

CC053

ACUTE CHOLANGITIS FORM OF FASCIOLA INCARCERATION IN COMMON BILE DUCT: A CASE REPORTBoutallaka H.¹, Seddik H.¹, Tamzaourte M.², Mrabti S.¹, Sair A.¹, Berraida R.¹, Elkoti I.¹, Sentissi S.¹, Benkirane A.¹

CC054

ENDOSCOPIC RETROGRADE CHOLANGIOPANCREATOGRAPHY BY RENDEZ-VOUX IN THE TREATMENT OF SUMP SYNDROMEBernardo S.¹, Costa P.², Palma R.², Ribeiro L.C.², Marinho R.T.²

CC055

HEPATIC SUBCAPSULAR HEMATOMA: EXCEPTIONAL COMPLICATION AFTER ENDOSCOPIC RETROGRADE CHOLANGIOPANCREATOGRAPHYTamzaourte M., Ouahid S., Rokhsi S., Radouane I., Jamal S., Berrag S., Aourarh A.

CC056

A RARE CASE OF SEPTIC SHOCK AFTER ENDOSCOPIC ULTRASOUND-GUIDED FINE NEEDLE ASPIRATION OF A SPLENIC MASSCho E., Jun C.H.

CC057

PRIMARY PANCREATIC SQUAMOUS CELL CARCINOMA: A RARE ENTITYAltonbary A.¹, Hakim H.¹, Elkashef W.²

CC058

ABDOMINAL BRONCHOGENIC CYST WITH YEAST OVERINFECTIONViso Vidal D.¹, Villanueva Pavón R.¹, Jorquera Plaza F.²

CC059

INDETERMINATE BILIARY STRICTURE IN CHILDHOOD - A CASE OF IGG4-RELATED DISEASEFlor de Lima M.¹, Châlim Rebelo C.¹, Nunes N.¹, Amaral R.², Santos V.¹, Rego A.C.¹, Pereira J.R.¹, Paz N.¹, Duarte M.A.¹

CC060

ECHOENDOSCOPY BILIARY DRAINAGE IN THE OPERATED STOMACH: HEPATOJEJUNOSTOMYBernardo S.¹, Pita I.², Simões C.³, Saraiva S.⁴, Carvalhana S.⁵, Palma R.⁶, Marinho R.T.⁶, Cortez-Pinto H.⁷

CC061

INTESTINAL INTUSSUSCEPTION SECONDARY TO LIPOMA - CASE REPORT AND LITERATURE REVIEWRodrigues da Silva B.^{1,2}, Haddad Zeve C.², de Mattos Zeve J.L.³, Basso Dias P.², Haddad Zeve R.², Bellafronte Betoni T.², Tanoue D.¹, Correia A.⁴, Martelli Glaza U.^{1,2}, Goginski J.^{1,2}, Braghini M.^{1,2}

CC062

ISOLATED SMALL INTESTINE TUBERCULOSIS : A TOPIC SUBJECT THAT POSES DIAGNOSTIC CHALLENGEFetati Y.^{1,2}

CC063

A CASE REPORT OF SMALL INTESTINAL ADENOMA MIMICKING INTUSSUSCEPTION IN A PATIENT WITH KLIPPEL TRENAUNAY SYNDROMETrikola A.¹, Manatakis D.², Misichroni I.³, Kotsikoros N.¹, Sgouros S.¹, Georgopoulos N.², Stefanidis G.¹, Vasileiadis K.¹

CC065

HEPATOSPLENIC T-CELL LYMPHOMA IN BIOLOGIC THERAPY - WHEN THE CURE CAN BE WORSE THAN THE DISEASEMahalingam A.¹, Smith S.¹, Woo J.², Koumoutsos I.¹

CC066

HEART BLOCK IN INFLIXIMAB THERAPY - A RARE COMPLICATIONSiddavaram D.¹, Mahalingam A.², Burbea A.¹, Woo J.¹

CC067

ORGANIZING PNEUMONIA IN ULCERATIVE COLITIS - MESALAZINE-INDUCED PULMONARY TOXICITY OR PULMONARY MANIFESTATION OF INFLAMMATORY BOWEL DISEASE?Pavão Borges V.¹, Silvestre C.², Santos S.³, Bernardes C.⁴, Carvalho D.F.B.⁵, Saiote J.⁶, André N.², Ramos J.⁷

CC068

“EXFOLIATIVE” COLITIS DURING METHOTREXATE PLUS GOLIMUMAB TREATMENTMilluzzo S.M.^{1,2}, Olivari N.¹, Spada C.^{1,2}

CC069

COLONIC LIPOMA: A RARE CAUSE OF LOWER GASTROINTESTINAL BLEEDINGOrtiz A.^{1,2}, Ortiz J.^{1,2}, Sacco O.¹

CC070

A CASE OF HEMORRHAGIC DUODENAL MUCORMYCOSIS IN AN IMMUNOCOMPETENT HOST

Li C., Zhu H., Tan Y., [Liu D.](#)

CC071

WHIPPLE'S DISEASE: A DIAGNOSIS MIMICKER

[Linhares M.](#), Pereira F., Azevedo R., Ramos D., Sousa R., Banhudo A.

CC072

UNCOMMON CAUSE OF CHEST PAIN IN PEDIATRIC IMMUNOCOMPETENT PATIENT WITH ACUTE RESPIRATORY INFECTION

[Ortiz A.](#)^{1,2}, [Ortiz J.](#)^{1,2}, [Di Martino B.](#)²

CC073

TRANSPLANTATION OF ANTEROLATERAL THIGH FLAP TO TREAT ESOPHAGEAL STRICTURE CAUSED BY ORAL CORROSIVE INGESTION

[Min M.](#)

CC074

SYMPTOMS AND SIGNS OF ENTERIC NEUROPATHY, AUTONOMIC NEUROPATHY AND PERIPHERAL NEUROPATHY IN A PATIENT WITH EHLER-DANLOS SYNDROME

[Ohlsson B.](#)¹, [Englund E.](#)², [Dahlin L.](#)³, [Veress B.](#)⁴

CC075

DEDIFFERENTIATED LIPOSARCOMA IN A GIANT OESOPHAGEAL POLYP: A CASE REPORT

[Parikh M.P.](#)¹, [Chandran A.](#)², [Sativa J.](#)³, [Gupta N.M.](#)⁴, [Zou Y.](#)⁵, [Thota P.N.](#)¹, [Raja S.](#)⁶, [Sanaka M.R.](#)¹

CC076

ENDOSCOPIC SUBMUCOSAL DISSECTION FOR ESOPHAGEAL ADENOID CYSTIC CARCINOMA: A CASE REPORT

[Ji L.](#), [Zhang G.](#), [Zhang Q.](#)

CC077

RADIOFREQUENCY ABLATION (HALO 90) FOR EARLY PLANOCELLULAR CANCER OF THE ESOPHAGUS

[Markos P.](#)¹, [Iveković H.](#)², [Bilić B.](#)², [Rustemović N.](#)²

CC078

MECKEL'S DIVERTICULUM PRESENTING AS BOWEL OBSTRUCTION IN AN ELDERLY

[Sy M.L.](#), [Bocobo J.](#)

CC079

ENDOSCOPIC CLIP APPLICATION AS AN ADJUNCT TO HISTOACRYL INJECTION FOR THE TREATMENT OF ECTOPIC VARICEAL BLEEDING AFTER CHOLEDOCOJEJUNOSTOMY

[Costa-Moreira P.](#)¹, [Andrade P.](#)², [Cardoso H.](#)³, [Marcos P.](#)⁴, [Coelho R.](#)⁵, [Macedo G.](#)¹

CC080

ANTIBIOTICS TO PREVENT RECIDIVE OF ADJUSTABLE GASTRIC BALLOON HYPERINSUFLATION: FEASIBLE FOR BALLOON MAINTENANCE?

[Costa Silva M.A.](#)¹, [Usuy E.](#)², [Gomes S.](#)³, [Galvão Neto M.D.P.](#)⁴, [Grecco E.](#)⁵, [Souza T.F.](#)⁶, [de Quadros L.G.](#)⁴, [Santos A.L.](#)⁷, [Costa-Moreira P.M.](#)⁸, [Macedo G.](#)⁹

Young GI Activity

10:00 - 10:30 Young GI Lounge

Mentoring Programme

Chairs: [Hana Algül](#), Germany
[Raul Andrade](#), Spain

120 / 201
[John Atherton](#), United Kingdom
[Krisztina Barbara Gece](#), Hungary
[Sibylle Koletzko](#), Germany
[María Jesús Perugorria](#), Spain
[Krish Rangunath](#), United Kingdom
[Siwan Thomas-Gibson](#), United Kingdom
[Tim Vanuytsel](#), Belgium
[Anna Dorothea Wagner](#), Switzerland

Live Endoscopy

10:30 - 12:00 Hall 6

Live endoscopy II

Chairs: [Stefan Gölder](#), Germany
[Lars Aabakken](#), Norway
[Jacques Deviere](#), Belgium
[Hans-Dieter Allescher](#), Germany
[Marc Barthet](#), France
[Pierre Henri Deprez](#), Belgium
[Siegbert Faiss](#), Germany
[Daniel Hartmann](#), Germany
[Horst Neuhaus](#), Germany
[Maria Pellisé Urquiza](#), Spain
[Jürgen Pohl](#), Germany



Today's Science, Tomorrow's Medicine

10:30 - 12:00 A1

Microbiome and personalised medicine

Chairs: [Emad El-Omar](#), Australia
[Mirjana Rajilic-Stojanovic](#), Serbia



10:30 - 10:45 IP351

PharmacoMicrobiomics: Interactions between gut microbiome, host and drugs

[Rinse K. Weersma](#), Netherlands

10:45 - 10:52

Q&A

10:52 - 11:07 IP352

Metabolism

[Herbert Tilg](#), Austria

11:07 - 11:14

Q&A

11:14 - 11:29 IP353

Colorectal cancer

[Georgina L. Hold](#), Australia

11:29 - 11:36

Q&A

11:36 - 11:51 IP354

IBD

[Marie Joossens](#), Belgium

11:51 - 11:58

Q&A

Therapy Update

10:30 - 12:00 A2

Therapy update: Acute pancreatitis

Chairs: [Juan Enrique Dominguez-Munoz](#), Spain
[David C. Whitcomb](#), United States



10:30 - 10:45 IP355
Severity assessment and implications for treatment in acute pancreatitis
 Gabriele Capurso, Italy

10:45 - 10:52
Q&A

10:52 - 11:07 IP356
Optimal supportive management in acute pancreatitis
 Markus M. Lerch, Germany

11:07 - 11:14
Q&A

11:14 - 11:29 IP357
Role of EUS and ERCP in the management of early acute pancreatitis
 Erwin J.M. Van Geenen, Netherlands

11:29 - 11:36
Q&A

11:36 - 11:51 IP358
Preventing recurrence of acute pancreatitis
 Peter Hegyi, Hungary

11:51 - 11:58
Q&A

Abstract-based Session

10:30 - 12:00 A3
Randomised controlled trials in IBD II
 Chairs: Axel Dignass, Germany
 Markus Neurath, Germany

10:30 - 10:42 IP359
State-of-the-art introduction
 Axel Dignass, Germany

10:42 - 10:54 OP164
EFFICACY OF UPADACITINIB AS AN INDUCTION THERAPY FOR PATIENTS WITH MODERATELY TO SEVERELY ACTIVE ULCERATIVE COLITIS, WITH OR WITHOUT PREVIOUS TREATMENT FAILURE OF BIOLOGIC THERAPY: DATA FROM THE DOSE-RANGING PHASE 2B STUDY U-ACHIEVE
 Panaccione R.¹, D'Haens G.R.², Sandborn W.J.³, Ghosh S.⁴, Schreiber S.⁵, Tanida S.⁶, Zhou W.⁷, Cataldi F.⁷, Pugatch D.⁷, Huang B.⁷, Xie W.⁷, Higgins P.⁸

10:54 - 11:06 OP165
EARLY CLINICAL RESPONSE AND REMISSION WITH VEDOLIZUMAB VERSUS ADALIMUMAB IN ULCERATIVE COLITIS: RESULTS FROM VARSITY
 Danese S.¹, Loftus, Jr E.², Colombel J.-F.³, Peyrin-Biroulet L.⁴, Abhyankar B.⁵, Chen J.⁶, Rogers R.⁶, Lirio R.A.⁶, Bornstein J.⁶, Schreiber S.⁷, Sands B.E.⁸

11:06 - 11:18 OP166
EFFICACY AND SAFETY OF MIRIKIZUMAB (LY3074828) IN A PHASE 2 STUDY OF PATIENTS WITH CROHN'S DISEASE
 Sands B.¹, Sandborn W.², Peyrin-Biroulet L.³, Higgins P.⁴, Hirai F.⁵, Belin R.⁶, Gomez Valderas E.⁶, Miller D.⁶, Morgan-Cox M.⁶, Naegeli A.⁶, Pollack P.⁶, Tuttle J.⁷, Hibi T.⁸

11:18 - 11:30 OP167
COMPARISON OF VEDOLIZUMAB AND INFLIXIMAB EFFICACY IN ULCERATIVE COLITIS AFTER FAILURE OF A FIRST SUBCUTANEOUS ANTI-TNF AGENT: A MULTICENTRE COHORT STUDY
 Hupé M.¹, Rivière P.¹, Nancey S.², Roblin X.³, Altwegg R.⁴, Filippi J.⁵, Fumery M.⁶, Bouguen G.⁷, Peyrin-Biroulet L.⁸, Boureille A.⁹, Caillio L.¹⁰, Goutorbe F.¹¹, Simon M.¹², Laharie D.¹

11:30 - 11:42 OP168
ADALIMUMAB FOR PATIENTS WITH CROHN'S DISEASE COMPLICATED BY INTRA-ABDOMINAL ABSCESS: A MULTICENTRE PROSPECTIVE, OBSERVATIONAL COHORT STUDY
 Pineton de Chambrun G.¹, Pariente B.², Seksik P.³, Altwegg R.⁴, Vuitton L.⁵, Stefanescu C.⁶, Nancey S.⁷, Aubourg A.⁸, Serrero M.⁹, Peyrin-Biroulet L.¹⁰, Filippi J.¹¹, Viennot S.¹², Abitbol V.¹³, Boualit M.¹⁴, Bourreille A.¹⁵, Nachury M.¹⁶, Moreau J.¹⁷, Buisson A.¹⁸, Roblin X.¹⁹, Zappa M.²⁰, Lambert J.²¹, Bouhnik Y.²², The GETAID-MICA Study Group

11:42 - 11:54 OP169
IMPACT OF RESPONSE AND INFLAMMATORY BURDEN AT START OF MAINTENANCE THERAPY ON CLINICAL EFFICACY OF USTEKINUMAB DOSING REGIMEN IN UC: WEEK 44 RESULTS FROM UNIFI
 Panaccione R.¹, Peyrin-Biroulet L.², Danese S.³, Marano C.⁴, O'Brien C.D.⁴, Szapary P.⁴, Zhang H.⁴, Johans J.⁴, Leong R.⁵, Arasaradnam R.P.⁶, Rowbotham D.⁷, Abreu M.T.⁸, Sands B.E.⁹

Symposium

10:30 - 12:00 B2
Ultrasound elastography: An important tool in gastroenterology and hepatology
 Chairs: Odd Helge Gilja, Norway
 Adrian Saftoiu, Romania

10:30 - 10:45 IP360
Ultrasound elastography: Novel methodology
 Odd Helge Gilja, Norway

10:45 - 10:52
Q&A

10:52 - 11:07 IP361
Portal hypertension evaluated by ultrasound elastography
 Ioan Sporea, Romania

11:07 - 11:14
Q&A

11:14 - 11:29 IP362
Ultrasound elastography in IBD
 Kim Nylund, Norway

11:29 - 11:36
Q&A

11:36 - 11:51 IP363
New EFSUMB guidelines and sonoelastography in pancreatic diseases
 Adrian Saftoiu, Romania

11:51 - 11:58
Q&A

Abstract-based Session

10:30 - 12:00 B3
Make the gallbladder great again
 Chairs: Bas Groot Koerkamp, Netherlands
 István Hritz, Hungary

10:30 - 10:42 IP364
State-of-the-art introduction
 Bas Groot Koerkamp, Netherlands

10:42 - 10:54 OP170
INFLUENCE OF EARLY CHOLECYSTECTOMY TIMING FOR ACUTE CHOLECYSTITIS ON SHORT TERM SURGICAL MORBIDITY AND MORTALITY: A NSQIP DATABASE ANALYSIS
 Daniel F.¹, Malaeb M.¹, Hosni M.¹, Tamim H.², Mailhac A.², Khalife M.³, Faraj W.³, Jamali F.³

10:54 - 11:06 OP171
A NEW ENDOSCOPIC TRANSPAPILLARY GALLBLADDER DRAINAGE COMBINED WITH INTRADUCTAL ULTRASONOGRAPHY FOR PATIENTS WITH ACUTE CHOLECYSTITIS
 Sagami R.¹, Hayasaka K.², Ujihara T.², Nakahara R.², Murakami D.², Iwaki T.², Suehiro S.¹, Katsuyama Y.², Harada H.¹, Amano Y.³

11:06 - 11:18 OP172
ENDOSCOPIC ULTRASOUND VS ENDOSCOPIC TRANS-PAPILLARY VS PERCUTANEOUS GALLBLADDER DRAINAGE IN HIGH-RISK ACUTE CHOLECYSTITIS PATIENTS: A SYSTEMATIC REVIEW AND COMPARATIVE META-ANALYSIS
 Mohan B.¹, Khan S.², Trakaroo S.³, Ponnada S.⁴, Jayaraj M.⁵, Asokkumar R.⁶, Adler D.⁷

11:18 - 11:30 OP173
EVALUATIONS OF SEVERITY ASSESSMENT FOR ACUTE CHOLECYSTITIS : JAPAN-TAIWAN COLLABORATIVE MULTICENTER STUDY FOR ACUTE CHOLECYSTITIS
 Yokoe M.¹, Takada T.², Hwang T.-L.³, Endo I.⁴, Chen M.-F.⁵, Japan-Taiwan Research Group for Acute Cholecystitis

11:30 - 11:42 OP174
IS SELECTIVE HISTOPATHOLOGIC EXAMINATION OF THE GALLBLADDER PERMISSIBLE?
 Corten B.J.G.A.¹, de Savornin Lohman E.², Leclercq W.K.G.¹, Roumen R.M.H.¹, Verhoeven R.³, van Zwam P.H.⁴, de Reuver P.R.², Dejong C.H.C.⁵, Slooter G.⁶

11:42 - 11:54 OP175
THE APPLICATION OF INDOCYANINE GREEN-FLUORESCENCE IMAGING DURING ROBOTIC LIVER RESECTION: A CASE-MATCHED STUDY
 Marino M.V.^{1,2}

Abstract-based Session

10:30 - 12:00 B5
Basic science: The intestinal epithelium and IBD
 Chairs: Maria T. Abreu, United States
 Nuru Noor, United Kingdom

10:30 - 10:42 IP365
State-of-the-art introduction
 Maria T. Abreu, United States

10:42 - 10:54 OP176
THE EFFECT OF ULCERATIVE COLITIS RELATED CIRC RNA CIRC-SOD2 ON INTESTINAL EPITHELIAL BARRIER
 Wang T.¹, Zhang Y.², Liu Y.¹

10:54 - 11:06 OP177
GPX4 RESTRICTS ENVIRONMENTALLY-INDUCED COLITIS ✦
 Grabherr F.¹, Mayr L.¹, Schwärzler J.¹, Reitmeier I.¹, Moschen A.¹, Ran Q.², Tilg H.¹, Adolph T.E.¹

11:06 - 11:18 OP178
BACTERIA INDUCE THE RELEASE OF PROALGESIC LIPIDS BY EPITHELIAL CELLS
 Petitfils C.¹, Pujo J.², Lefaouder P.³, Cenac N.⁴

11:18 - 11:30 OP179
CONTRIBUTION OF FULL FIELD OPTICAL COHERENCE TOMOGRAPHY (FF-OCT) FOR THE STUDY OF THE DIGESTIVE EPITHELIAL BARRIER IN PATIENTS WITH SPINA BIFIDA ✦
 Olivier R.¹, Quénéhervé L.², Mosnier J.-F.³, Bossard C.⁴, Bouguen G.⁵, Siproudhis L.⁶, Ropert A.⁷, Coron E.⁸, Neunlist M.⁹, Brochard C.¹⁰

11:30 - 11:42 OP180
MIR-124A MEDIATES THE IMPAIRMENT OF INTESTINAL EPITHELIAL INTEGRITY BY TARGETING ARYL HYDROCARBON RECEPTOR IN CROHN'S DISEASE
 Zhao X.¹, Li J.¹, Zhang H.²

11:42 - 11:54 OP181
ACTIVE EPITHELIAL SERINE PROTEASES ARE PRODUCED BY INTESTINAL EPITHELIUM TO CONTROL MUCOSAL BIOFILMS
 Motta J.-P.¹, Sagnat D.², Guiraud L.¹, Edir A.¹, Bonnart C.³, Sebbag M.¹, Rousset P.¹, Alric L.⁴, Dufour A.⁵, Verdu E.F.⁶, Serino M.¹, Oswald E.⁷, Deraison C.⁸, Vergnolle N.⁹

Symposium

10:30 - 12:00 C1
Gastric polyps and polyposis: Help!
 Chairs: Cord Langner, Austria
 Mario Dinis-Ribeiro, Portugal



Tandem Talks

10:30 - 10:40 IP366
Gastric polyps: The polyp and the rest of the stomach 🗣️
 Diogo Libanio, Portugal

10:40 - 10:50 IP367
Gastric polyps: The view through the microscope 🗣️
 Lodewijk Brosens, Netherlands

10:50 - 11:12 IP368
Gastric polyposis
 Luigi Ricciardiello, Italy

11:12 - 11:34 IP369
Gastric polyp(s): The real world 📄
 Mathieu Pioche, France

11:34 - 12:00
Panel discussion

Abstract-based Session

10:30 - 12:00 C2
Colonic ESD: Does size matter?
 Chairs: Evelien Dekker, Netherlands
 Edward J Despott, United Kingdom

10:30 - 10:42 IP370
State-of-the-art introduction
 Evelien Dekker, Netherlands

10:42 - 10:54 OP182
BRIDGE FORMATION METHOD IN COLORECTAL ENDOSCOPIC SUBMUCOSAL DISSECTION
 Abe M.¹, Kudo S.¹, Hayashi T.¹, Ishigaki T.², Okumura T.³, Sato Y.², Kouyama Y.¹, Sakurai T.¹, Ogawa Y.², Nakamura H.¹, Toyoshima N.¹, Mori Y.⁴, Misawa M.¹, Kudo T.¹, Ogata N.¹, Hisayuki T.¹, Wakamura K.¹, Baba T.¹, Ishida F.¹

10:54 - 11:06 OP183
ROUTINE USE OF THE POCKET-CREATION METHOD FOR ENDOSCOPIC SUBMUCOSAL DISSECTION OF COLORECTAL LESIONS: A MULTICENTER RANDOMIZED CONTROLLED TRIAL
 Yamashina T.¹, Hayashi Y.², Nemoto D.³, Takezawa T.⁴, Sakamoto H.⁵, Aizawa M.³, Miura Y.⁶, Sunada K.⁶, Lefor A.⁷, Togashi K.⁸, Yamamoto H.⁵

11:06 - 11:18 OP184
COLONIC ESD WITH DOUBLE-CLIP TRACTION: A REVOLUTION COMING FROM EUROPE!
 Jacques J.¹, Albouys J.², Brule C.², Bordillon P.², Rivory J.³, Legros R.⁴, Ponchon T.⁵, Sautereau D.⁶, Pioche M.⁷

11:18 - 11:30 OP185
IS THE SMSA SCORE ACCURATE ENOUGH TO PREOPERATIVELY PREDICT SUBOPTIMAL CLINICAL OUTCOMES IN COLORECTAL ENDOSCOPIC SUBMUCOSAL DISSECTION (CR-ESD)? A MULTICENTER SPANISH PROSPECTIVE STUDY
 Marín-Gabriel J.^{1,2}, Herreros de Tejada A.^{3,4}, Zapata-Morcillo E.⁵, Ramos-Zabala F.⁶, Albéniz-Arbizu E.⁷, Rosón-Rodríguez P.⁸, Terán-Lantarón Á.⁹, Rodríguez Sánchez J.¹⁰, García-Romero D.¹¹, Amorós Tenorio A.¹², Sánchez-Yagüe A.¹³, Uchima Koecklin H.¹⁴, Del Pozo-García A.J.¹⁵, Dolz Abadía C.¹⁶, Fernández-Esparrach M.G.¹⁷, Santiago García J.¹⁸, Nogales Rincón O.¹⁹, Alvarez Delgado A.²⁰, Cortés-Pérez H.²¹, Durán-Bermejo R.²², Cañete Á.¹, Arribas-Anta J.²³, ESD Interest Group, Endoscopic Resection Working Group of the Spanish Society of Digestive Endoscopy

11:30 - 11:42 OP186
ENDOSCOPIC CLIPPING CLOSURE FOR PREVENTING POST-ESD COAGULATION SYNDROME AND PERFORATION (CLIP-ESD STUDY): A MULTICENTER, SINGLE-BLIND, RANDOMISED CONTROLLED TRIAL ✦
 Iwai T.¹, Shimura T.², Nomura S.^{2,3}, Mizuno Y.⁴, Yamada T.⁴, Ebi M.⁵, Hirata Y.⁶, Katano T.², Nishie H.², Mizushima T.⁷, Nojiri Y.², Togawa S.^{8,9}, Shibata S.¹, Hayashi N.⁵, Itoh K.¹⁰, Kataoka H.²

11:42 - 11:54 OP187
COVERT CARCINOMA AMONG RECTAL ESD SPECIMEN IS HIGH: A EUROPEAN TERTIARY CENTER PROSPECTIVELY COLLECTED EXPERIENCE
 Figueiredo Ferreira M.¹, Bucalau A.-M.², Huberty V.³, Verset L.⁴, Maris C.⁵, Van Laethem J.-L.⁶, El Nakadi I.⁷, Deviere J.¹, Lemmers A.¹

Symposium

10:30 - 12:00 C3
Lower GI diseases 4.0: Integrating modern approaches into daily practice
 Chairs: Julien Kirchgessner, United States
 Marieke J. Pierik, Netherlands



Tandem Talks

10:30 - 10:40 IP371
Implementation of apps into daily practice: Physicians perspective 🗨️
 Pia Munkholm, Denmark

10:40 - 10:50 IP372
Implementation of apps into daily practise: Patients perspective 🗨️
 Luisa Avedano, Belgium

10:50 - 11:05 IP373
IBD passport
 Kay Greveson, United Kingdom

Tandem Talks

11:05 - 11:15 IP374
MDT tools and outcome: View of the physician 🗨️
 Iris Dotan, Israel

11:15 - 11:25 IP375
MDT tools and outcome: View of the nurse 🗨️
 Revital Barkan, Israel

11:25 - 11:35
Panel discussion

11:35 - 11:47 OP188
THE IBD-DISK PROVIDES A DETAILED DISEASE ACTIVITY AND DISABILITY ASSESSMENT IN PATIENTS WITH INFLAMMATORY BOWEL DISEASE: THE IBD-DISK VALIDATION AND PERFORMANCE STUDY
 Bronswijk M.^{1,2}, Pouillon L.³, Hoefkens E.⁴, Bossuyt P.⁵

11:47 - 11:59 OP189
CT-SCOUTTM PLATFORM, THE DIGITAL SOLUTION TO BOOST PATIENT RECRUITMENT IN INFLAMMATORY BOWEL DISEASE CLINICAL TRIALS: A MULTICENTER PROSPECTIVE OBSERVATIONAL COMPARATIVE STUDY INVOLVING 134 SITES AND 644 PATIENTS IN 6 COUNTRIES
 Bouhnik Y.¹, Hebuterne X.², Mrad R.³, Amiot A.⁴, Stefanescu C.⁵, Laharie D.⁶, Roblin X.⁷, Boureille A.⁸, Sabbah N.³, Peyrin-Biroulet L.⁹

Abstract-based Session

10:30 - 12:00 E1
Holistic management of IBD patients
 Chairs: Vincenzo Cardinale, Italy
 James Lindsay, United Kingdom

10:30 - 10:42 IP376
State-of-the-art introduction
 James Lindsay, United Kingdom

10:42 - 10:54 OP190
EPIGENETIC PROFILING OF BLOOD FROM PATIENTS WITH PRIMARY SCLEROSING CHOLANGITIS AND ULCERATIVE COLITIS COMPARED TO PATIENTS WITH ULCERATIVE COLITIS AND HEALTHY CONTROLS
 de Krijger M.^{1,2}, Li Yim A.Y.F.³, Henneman P.³, Wildenberg M.E.², de Jonge W.J.², Ponsioen C.Y.¹

10:54 - 11:06 OP191
IMMUNOGENICITY OF USTEKINUMAB IN PATIENTS WITH CROHN'S DISEASE: RESULTS FROM THE IM-UNITI STUDY
 Sandborn W.L.¹, Sands B.E.², Nussbaum J.³, Oortwijn A.⁴, Gasink C.⁵, Jacobstein D.⁶, Gao L.-L.⁷, Adekokun O.J.⁷, de Villiers W.⁸, Ghosh S.⁹

11:06 - 11:18 OP192
EFFECT OF ANTI-TNF- α TREATMENT IN PRIMARY SCLEROSING CHOLANGITIS
 Hedin C.R.H.^{1,2}, Sado G.³, Lytvyak E.⁴, Mason A.L.⁴, Montano-Loza A.⁵, Gerussi A.J.⁶, Thorburn D.⁶, Nilsson E.⁷, Larsson G.⁸, Moum B.A.⁹, van Munster K.N.¹⁰, Ponsioen C.Y.¹⁰, Levy C.¹¹, Nogueira N.¹², Bowlus C.L.¹³, Gotlieb N.B.¹⁴, Shibolet O.¹⁴, Lynch K.D.¹⁵, Chapman R.W.¹⁵, Rupp C.¹⁶, Vesterhus M.¹⁷, Jørgensen K.K.¹⁸, Rorsman F.¹⁹, Schramm C.²⁰, Sabino J.²¹, Vermeire S.²¹, Zago A.²², Cazzagon N.²², Marschall H.-U.²³, Ytting H.²⁴, Ben Belkacem D.²⁵, Chazouilleres O.²⁵, Almer S.^{1,2}, Bergquist A.^{1,2}, IPSCSG

11:18 - 11:30 OP193
IDENTIFICATION OF RISK FACTORS ASSOCIATED WITH LOSS OF RESPONSE TO USTEKINUMAB IN CROHN'S DISEASE
 Hanauer S.B.¹, Sands B.E.², Feagan B.G.³, Oortwijn A.⁴, van Kruchten R.⁴, Laliman V.⁵, Izanec J.⁶, Adedokun O.J.⁷, Gao L.-L.⁸, Sloan S.⁹, Gasink C.⁶, Targan S.¹⁰, de Villiers W.¹¹, Rutgeerts P.¹², Colombel J.-F.¹³, Ghosh S.¹⁴

11:30 - 11:42 OP194
SERUM METABOLOMIC FINGERPRINT OF ULCERATIVE COLITIS (UC) PATIENTS WITH PRIMARY SCLEROSING CHOLANGITIS (PSC) CAN DISCRIMINATE THEM FROM UC PATIENTS WITHOUT PSC
 Hassanzadeh Keshteli A.¹, Chibbar R.¹, Mandal R.², Wishart D.², Madsen K.¹, Dieleman L.A.¹

11:42 - 11:54 OP195
ORAL FERRIC MALTOL VERSUS INTRAVENOUS FERRIC CARBOXYMALTOL FOR THE TREATMENT OF IRON-DEFICIENCY ANAEMIA IN PATIENTS WITH INFLAMMATORY BOWEL DISEASE: A MULTICENTRE PHASE 3B, OPEN-LABEL RANDOMISED CONTROLLED TRIAL
 Howaldt S.¹, Martinez N.², Domènech E.³, Sampson M.⁴

Translational / Basic Science

10:30 - 12:00 E2
Food-induced GI disease: What is new?
 Chairs: Robin Spiller, United Kingdom
 Fernando Azpiroz, Spain

10:30 - 10:45 IP377
Coeliac disease: Novel insights in pathophysiology
 Michael Schumann, Germany

10:45 - 10:52
Q&A

10:52 - 11:07 IP378
Non-coeliac gluten or wheat sensitivity: Is it a separate disease?
 Roberto De Giorgio, Italy

11:07 - 11:14
Q&A

11:14 - 11:29 IP379
FODMAPS and GI symptoms: More than gut distension?
 Premysl Bercik, Canada

11:29 - 11:36
Q&A

11:36 - 11:51 IP380
Food-induced immune activation in functional bowel disorders?
 Detlef Schuppan, Germany

11:51 - 11:58
Q&A

Symposium

10:30 - 12:00 F1
From guidelines to clinical practice: Diagnosis of GORD
 Chairs: Henriette Heinrich, Switzerland
 Salvatore Tolone, Italy



IP381
Introduction into UEG Standards & Guidelines activities
 Jordi Serra, Spain

10:30 - 10:45 IP382
Equivocal evidence of GORD: Endoscopy and reflux monitoring
 C Prakash Gyawali, United States

10:45 - 10:52
Q&A

Debate
 10:52 - 11:00 IP383
HR manometry in GORD: Mandatory
 Sabine Roman, France

11:00 - 11:08 IP384
HR manometry in GORD: Useless
 Radu Tutuian, Switzerland

11:08 - 11:14
Q&A

Debate
 11:14 - 11:22 IP385
Baseline impedance is the future of GORD diagnosis
 Edoardo Vincenzo Savarino, Italy

11:22 - 11:30 IP386
Baseline impedance does not improve the diagnosis GORD
 Philip Woodland, United Kingdom

11:30 - 11:36
Q&A

11:36 - 11:51 IP387
How should we assess treatment response in GORD?
 Frank Zerbib, France

11:51 - 11:58
Q&A


Symposium


10:30 - 12:00 F2

Tackling the NAFLD/NASH epidemics
Chairs: Joseph Lim, United States
Alessio Aghemo, Italy

Tandem Talks

10:30 - 10:38 IP388
Diagnosis: How and when? The clinician's opinion 
Laurent Castera, France

10:38 - 10:46 IP389
Diagnosis: How and when? The pathologist's opinion 
Dina Tiniakos, United Kingdom

10:46 - 10:52
Q&A

10:52 - 11:07 IP390
Current and future medical treatment
Manuel Romero-Gomez, Spain

11:07 - 11:14
Q&A

11:14 - 11:29 IP391
Diet and exercise: Beyond the obvious
Michael Trauner, Austria

11:29 - 11:36
Q&A




11:36 - 11:48 OP196
POSITIVE RESULTS FROM REGENERATE: A PHASE 3 INTERNATIONAL, RANDOMIZED, PLACEBO-CONTROLLED STUDY EVALUATING OBETICHOIC ACID TREATMENT FOR NONALCOHOLIC STEATOHEPATITIS
Younossi Z.^{1,2}, Ratziu V.³, Loomba R.⁴, Rinella M.⁵, Anstee Q.⁶, Goodman Z.¹, Bedossa P.⁷, Geier A.⁸, Beckebaum S.^{9,10}, Newsome P.¹¹, Sheridan D.¹², Trotter J.¹³, Knapple W.¹⁴, Lawitz E.¹⁵, Kowdley K.¹⁶, Montano-Loza A.¹⁷, Boursier J.¹⁸, Mathurin P.¹⁹, Bugianesi E.²⁰, Mazzella G.²¹, Oliveira A.²², Cortez-Pinto H.²³, Graupera I.²⁴, Orr D.²⁵, Glud L.L.²⁶, Dufour J.-F.²⁷, Shapiro D.²⁸, Campagna J.²⁹, Zaru L.²⁸, MacConell L.²⁸, Shringarpure R.³⁰, Harrison S.³¹, Sanyal A.J.³², on Behalf of the REGENERATE Study Investigators

11:48 - 12:00 OP197
MOUSE AND HUMAN ADULT LIVER - DERIVED BIPOTENT DUCTAL ORGANOIDS FUNCTIONALLY RECAPITULATE LIVER STEATOSIS
Raabe T., McCarron S., Abbey D., Hand N., Quiroz-Figueroa K., Rader D., Olthoff K., Shaked A., Bathon B.

Symposium

10:30 - 12:00 F3

Surveillance in IBD
Chairs: Shomron Ben-Horin, Israel
Dana Duricova, Czech Republic

10:30 - 10:45 IP392
Surveillance guidelines
Fernando Jose Magro Dias, Portugal

10:45 - 10:52
Q&A

10:52 - 11:07 IP393
Surveillance: Best practice
Raf Bisschops, Belgium

11:07 - 11:14
Q&A

11:14 - 11:29 IP394
Non-colonic surveillance
Johan Burisch, Denmark

11:29 - 11:36
Q&A

Debate

11:36 - 11:44 IP395
Low grade dysplasia: Follow-up 
Shomron Ben-Horin, Israel

11:44 - 11:52 IP396
Low grade dysplasia: Resect 
Janindra Warusavitarnre, United Kingdom

11:52 - 11:58
Q&A

Abstract-based Session

10:30 - 12:00 Barcelona

IBS treatment
Chairs: Tim Vanuytsel, Belgium
Lucas Wauters, Belgium

10:30 - 10:42 IP397
State-of-the-art introduction
Tim Vanuytsel, Belgium

10:42 - 10:54 OP198
CONSEQUENCES OF CHANGING TO THE ROME IV DIAGNOSTIC CRITERIA FOR IRRITABLE BOWEL SYNDROME AMONG PEOPLE LIVING WITH THE CONDITION
Black C.J.^{1,2}, Yiannakou Y.³, Houghton L.A.², Ford A.C.^{1,2}

10:54 - 11:06 OP199
OPTIMAL DELIVERY OF CARE FOR FUNCTIONAL GASTRO-INTESTINAL DISORDERS: RANDOMISED CONTROLLED TRIAL OF STANDARD GASTROENTEROLOGIST VERSUS MULTI-DISCIPLINARY CARE (THE MANTRA STUDY)
Basnavake C.^{1,2}, Kamm M.A.^{1,2}, Stanley A.¹, Wilson-O'Brien A.², Burrell K.¹, Lees-Trinca I.¹, Khera A.^{1,2}, Kantidakis J.¹, Wong O.¹, Fox K.¹, Talley N.J.³, Liew D.⁴, Salzberg M.¹, Thompson A.J.^{1,2}

11:06 - 11:18 OP200
PELVIC FLOOR BIOFEEDBACK IS EFFECTIVE TREATMENT FOR BLOATING IN FUNCTIONAL GASTROINTESTINAL DISORDERS WITH OUTLET DYSFUNCTION
 Iovino P.¹, Neri M.C.², D'Alba L.³, Santonicola A.¹, Cidoni F.⁴, Chiarioni G.⁵

11:18 - 11:30 OP201
HUMAN MILK OLIGOSACCHARIDES IMPROVE ALL THE CENTRAL SYMPTOMS OF IRRITABLE BOWEL SYNDROME: A MULTI-CENTER, OPEN LABEL TRIAL
 Palsson O.S.¹, Peery A.², Seitzberg D.³, Amundsen I.⁴, McConnell B.⁵, Simrén M.⁶

11:30 - 11:42 OP202
THE EFFICACY OF LACTIBIANE IKI (BIFIDOBACTERIUM LACTIS LA 304, LACTOBACILLUS SALIVARIUS LA 302, LACTOBACILLUS ACIDOPHILUS LA 201) IN REDUCING ABDOMINAL SYMPTOMS AND INFLAMMATORY BIOMARKERS IN ACUTE UNCOMPLICATED DIVERTICULITIS
 Petruzzello C.¹, Marannino M.², Migneco A.³, Franceschi F.², Ojetti V.⁴

11:42 - 11:54 OP203
THE EFFECTS OF HUMAN MILK OLIGOSACCHARIDES ON BIFIDOBACTERIA AND GASTROINTESTINAL SYMPTOMS IN IRRITABLE BOWEL SYNDROME PATIENTS: A PARALLEL, DOUBLE BLIND, RANDOMIZED, PLACEBO-CONTROLLED TRIAL
 Iribarren C.^{1,2}, Törnblom H.², Aziz I.², Magnusson M.K.¹, Sundin J.², Vigsnaes L.³, Amundsen I.⁴, McConnell B.⁵, Seitzberg D.⁶, Öhman L.¹, Simrén M.²

Abstracts on Fire

10:30 - 12:00 Hotspot
Lower GI on fire
 Chairs: Ailsa Hart, United Kingdom
 Arthur Kaser, United Kingdom

10:30 - 10:40 OP204
MARKERS OF SYSTEMIC INFLAMMATION IN PRECLINICAL ULCERATIVE COLITIS
 Bergemalm D.¹, Andersson E.¹, Karling P.², Eriksson C.¹, Repsilber D.³, Hultdin J.⁴, Halfvarson J.¹, IBD Character Consortium

10:40 - 10:50 OP205
OVERALL AND CAUSE-SPECIFIC MORTALITY IN MICROSCOPIC COLITIS: A DANISH NATIONWIDE MATCHED COHORT STUDY
 Nyboe Andersen N.¹, Munck L.K.^{2,3}, Hansen S.⁴, Jess T.⁵, Wildt S.^{2,3}

10:50 - 11:00 OP206
NOVEL NOMOGRAMS TO PREDICT LYMPH NODE METASTASIS AND LIVER METASTASIS IN PATIENTS WITH EARLY COLON CARCINOMA
 Yan Y., Mao K., Zhang J., Wang J., Xiao Z.

11:00 - 11:10 OP207
LPA-INDUCED GPR35 SIGNALING IN MACROPHAGES RESULTED IN ALTERED CYTOKINE EXPRESSION AND MODULATION OF COLITIS ✦
 Kaya B.¹, Cuadra C.D.², Hruz P.³, Villablanca E.J.², Niess J.H.^{1,3}

11:10 - 11:20 OP208
EFFICACY AND SAFETY OF UPADACITINIB AS AN INDUCTION THERAPY FOR PATIENTS WITH MODERATELY-TO-SEVERELY ACTIVE ULCERATIVE COLITIS: COMBINED RESULTS FROM 382 SUBJECTS IN THE PHASE 2B STUDY U-ACHIEVE
 Higgins P.D.R.¹, Hébuterne X.², Siffledeen J.³, Zhou W.⁴, Cataldi F.⁴, Xie W.⁴, Lacerda A.⁴, Danese S.⁵

11:20 - 11:30 OP209
PROMINENCE OF ILEAL MUCOSA ASSOCIATED MICROBIOTA TO PREDICT POST-OPERATIVE ENDOSCOPIC RECURRENCE IN CROHN'S DISEASE
 Sokol H.¹, Brot L.¹, Stefanescu C.², Auzolle C.³, Barnich N.⁴, Buisson A.⁵, Fumery M.⁶, Pariente B.⁷, Le Bourhis L.⁸, Treton X.⁹, Nancey S.¹⁰, Allez M.¹¹, Seksik P.¹², REMIND

11:30 - 11:40 OP210
MULTICENTER PROSPECTIVE RANDOMIZED STUDY TO COMPARE ENDOSCOPIC TREATMENT OF STRICTURES IN CROHN'S DISEASE: SELF-EXPANDING METAL STENTS VS ENDOSCOPIC BALLOON DILATION. PROTDILAT STUDY
 Andujar X.^{1,2}, Loras Alastruey C.^{3,4}, Gornals J.B.⁵, Guardiola J.⁶, Sanchiz V.⁷, Bosca M.⁷, Brullet E.^{8,9}, Sicília Aladrén B.¹⁰, Naranjo Rodríguez A.¹¹, Martín-Arranz M.D.¹², Dueñas-Sadornil C.¹³, Foruny J.R.¹⁴, Barrio Andrés J.¹⁵, Monfort Miquel D.¹⁶, Busquets Casals D.¹⁷, Pineda J.R.¹⁸, Pérez-Roldán F.¹⁹, Pons Beltrán V.²⁰, González-Huix Lladó F.²¹, Sainz E.²², Gonzalez B.^{9,23}, Reyes Moreno J.²⁴, Fernández-Bañares F.^{9,25}, Esteve M.^{9,25}

11:40 - 11:50 OP211
RIFAMYCIN SV-MMX® FOR ACUTE UNCOMPLICATED DIVERTICULITIS? RESULTS OF INNOVATIVE ANTIBIOTIC THERAPY FROM A PROSPECTIVE DOUBLE-BLIND, PLACEBO-CONTROLLED STUDY
 Krus W.¹, Poskus T.², Böhm G.³, Bunganic I.⁴, Racz I.⁵, Fratila O.-C.⁶, Barbara G.⁷, Nacak T.⁸, Greinwald R.⁸

11:50 - 12:00 OP212
PRECLINICAL AND CLINICAL EFFICACY OF OLORINAB, A PERIPHERALLY RESTRICTED, HIGHLY SELECTIVE FULL AGONIST OF THE CANNABINOID TYPE 2 RECEPTOR FOR THE MANAGEMENT OF VISCERAL PAIN IN INFLAMMATORY BOWEL DISEASE
 Yacyshyn B.¹, Brierley S.M.², Lindstrom B.³, Adams J.³, Turner S.³, English B.A.³, Stauber K.³, Higgins P.D.R.⁴

Posters in the Spotlight

10:30 - 12:00 E-Poster Terminal 2
IBD: Safety and diagnostic considerations
 Chairs: Mathieu Uzzan, France
 C. Janneke van der Woude, Netherlands

10:30 - 10:45 P1057
THE ROLE OF ONCOSTATIN M IN DIAGNOSIS, PROGNOSIS AND THERAPY RESPONSE OF IBD
 Verstockt S.^{1,2}, Verstockt B.^{2,3}, Machiels K.⁴, Vancamelbeke M.⁵, Ferrante M.^{2,3}, Cleyen I.⁶, Vermeire S.^{2,3}, KU Leuven

10:45 - 11:00 P1081
ARE RANDOM BIOPSIES STILL REQUIRED DURING IBD SURVEILLANCE: A SYSTEMATIC REVIEW AND META-ANALYSIS
 Lord R.¹, Khan A.², Burr N.³, Subramanian V.³

11:00 - 11:15 P1097
CORTICOSTEROID SPARING EFFECTS OF USTEKINUMAB THERAPY IN ULCERATIVE COLITIS PATIENTS: RESULTS FROM THE UNIFI PROGRAM
 Danese S.¹, Sands B.E.², Peyrin-Biroulet L.³, Marano C.⁴, O'Brien C.⁴, Zhang H.⁴, Nunes Faria Oortwijn A.⁵, Rowbotham D.⁶, Leong R.⁷, Arasaradnam R.P.⁸, van Assche G.⁹, Sandborn W.J.¹⁰, Panaccione R.¹¹

11:15 - 11:30 P1109
COMBINED ENDOSCOPIC AND HISTOLOGICAL HEALING WITH VEDOLIZUMAB IN THERAPY-REFRACTORY CROHN'S DISEASE, DATA FROM THE LOVE-CD TRIAL
 Lowenberg M.¹, Mostafavi N.², Vermeire S.³, Hoentjen F.⁴, Ambarus C.⁵, Clasquin E.⁶, Baert F.⁷, D'Haens G.R.⁸

11:30 - 11:45 P1118
IS THE SWITCH TO A SECOND THIOPURINE A SAFE STRATEGY IN ELDERLY PATIENTS WITH INFLAMMATORY BOWEL DISEASE? A MULTICENTRE COHORT STUDY OF THE ENEIDA REGISTRY
 Calafat Sard M.¹, Mañosa M.^{2,3}, Ricart E.^{3,4}, Marin Pedrosa S.⁵, Calvo M.⁶, Rodríguez-Moranta F.⁷, Taxonera Samso C.⁸, Nos Mateu P.^{3,9}, Mesonero F.¹⁰, Martín-Arranz M.¹¹, Mínguez M.¹², P. Gisbert J.^{3,13}, García-López S.¹⁴, De Francisco García R.¹⁵, Gomollon García F.^{3,16}, Calvet X.^{3,17}, García-Planella E.¹⁸, Rivero M.¹⁹, Martínez-Cadilla J.²⁰, Argüelles F.²¹, Arias L.²², Cimavilla M.²³, Zabana Y.^{3,24}, Cañete F.^{2,3}, Domènech E.^{2,3}

11:45 - 12:00 P1183
CLINICAL AND ONCOLOGICAL OUTCOMES OF LATERAL LYMPH NODE DISSECTION USING BOTH TRANSABDOMINAL AND EXTRAPERITONEAL APPROACH
 Kinoshita T.¹, Komori K.², Oshiro T.², Natsume S.¹, Shimizu Y.²

Posters in the Spotlight

10:30 - 12:00 E-Poster Terminal 4
Hepato-pancreatic and biliary posters in the spotlight II
 Chairs: Georg Beyer, Germany
 Patrizia Burra, Italy

10:30 - 10:45 P0715
PLATELET INDICES REFLECT DYNAMIC CHANGES IN EXTRACELLULAR MATRIX. THE OBSERVATION OF ALCOHOLIC LIVER CIRRHOSIS AND NON-ALCOHOLIC FATTY LIVER DISEASE PATIENTS
 Michalak A.¹, Guz M.², Kozicka J.², Cybulski M.², Kasztelan-Szczerbinska B.¹, Rycyk A.¹, Cichoz-Lach H.¹

10:45 - 11:00 P0825
PANCREATIC CANCER IN LIVER TRANSPLANT RECIPIENTS
 Macinga P., Gogova D., Chmelova K., Bajer L., Frankova S., Sperl J., Spicak J., Hucl T.

11:00 - 11:15 P0828
TREATMENT AND SURVIVAL OF PANCREATIC CANCER RECURRENCE IN THE NETHERLANDS - PRELIMINARY RESULTS OF A NATIONWIDE ANALYSIS
 Daamen L.¹, Groot V.P.¹, Besselink M.G.H.², Busch O.R.C.³, Van Dam R.M.⁴, Festen S.⁵, Groot Koerkamp B.⁶, Haj Mohammad N.⁷, de Hingh I.⁸, Intven M.⁹, Kazemier G.¹⁰, Los M.¹¹, Meijer G.⁹, Raicu M.¹¹, Schreinemakers J.¹², Stommel M.¹³, Verkooijen H.⁹, Molenaar I.Q.⁹, van Santvoort H.C.¹, Dutch Pancreatic Cancer Group

11:15 - 11:30 P0719
LIVER STIFFNESS MEASURED BY SHEAR WAVE ELASTOGRAPHY FOR PREDICTING ESOPHAGEAL VARICES IN PATIENTS WITH HEPATITIS B VIRUS RELATED CIRRHOSIS
 Yan Y., Xing X., Yang L., Yang J.

11:30 - 11:45 P0770
THE INFLUENCES OF EST AND ANTIBIOTIC TREATMENT ON THE BILIARY MICROBIOTA OF CHOLEDOCHOLITHIASIS PATIENTS
 Shen H.¹, Ye F.², Zhang X.¹

11:45 - 12:00 P0796
THE PROGNOSTIC ROLE OF FATTY LIVER DISEASE IN ACUTE PANCREATITIS: A META-ANALYSIS
 Vánca S.¹, Szakács Z.¹, Hegyi P.¹, Erőss B.¹, Németh D.¹, Pár G.², on Behalf of the Hungarian Pancreatic Study Group

Young GI Activity

12:00 - 13:00 Barcelona
Mentoring Programme
 Chairs: Hana Algül, Germany
 Raul Andrade, Spain
 John Atherton, United Kingdom
 Krisztina Barbara Gecse, Netherlands
 Sibylle Koletzko, Germany
 María Jesús Perugorria, Spain
 Krish Ragunath, United Kingdom
 Siwan Thomas-Gibson, United Kingdom
 Tim Vanuytsel, Belgium
 Anna Dorothea Wagner, Switzerland

Late Breaking Abstracts

12:30 - 13:30 C1
Late breaking abstracts: Global burden of gastrointestinal disorders
 Chairs: Paul Fockens, Netherlands
 Herbert Tilg, Austria

12:30 - 12:42 LB22
GLOBAL, REGIONAL, AND NATIONAL BURDEN OF INFLAMMATORY BOWEL DISEASE AND ITS RISK FACTORS IN 195 COUNTRIES AND TERRITORIES, 1990-2017: A SYSTEMATIC ANALYSIS FOR THE GLOBAL BURDEN OF DISEASE STUDY 2017
 Alatab S.¹, Sepanlou S.G.¹, Vahedi H.¹, Sima A.R.¹, Malekzadeh M.M.¹, Sadeghi A.¹, Dirac M.A.², Naghavi M.², Malekzadeh R.¹

12:42 - 12:54 LB23
GLOBAL, REGIONAL, AND NATIONAL BURDEN OF OESOPHAGEAL CANCER AND ITS ATTRIBUTABLE RISK FACTORS, 1990 TO 2017: A SYSTEMATIC ANALYSIS FOR THE GLOBAL BURDEN OF DISEASE STUDY 2017
 Kamangar F.¹, Nasrollahzadeh D.^{2,3}, Safiri S.^{4,5}, Fitzmaurice C.^{6,7}, Naghavi M.⁷, Malekzadeh R.^{2,8}

12:54 - 13:06 LB24
THE GLOBAL, REGIONAL, AND NATIONAL BURDEN OF STOMACH CANCER IN 195 COUNTRIES, 1990-2017: A SYSTEMATIC ANALYSIS FOR THE GLOBAL BURDEN OF DISEASE STUDY 2017
 Etemadi A.^{1,2}, Safiri S.^{3,4}, Sepanlou S.G.⁵, Fitzmaurice C.^{6,7}, Naghavi M.⁷, Malekzadeh R.^{1,5}

13:06 - 13:18 LB25
THE GLOBAL, REGIONAL, AND NATIONAL BURDEN OF PANCREATIC CANCER AND ITS ATTRIBUTABLE RISK FACTORS IN 195 COUNTRIES AND TERRITORIES, 1990–2017: A SYSTEMATIC ANALYSIS OF THE GLOBAL BURDEN OF DISEASE STUDY 2017
 Pourshams A.¹, Sepanlou S.G.^{1,2}, Fitzmaurice C.^{3,4}, Naghavi M.⁴, [Malekzadeh R.](#)^{1,2}

13:18 - 13:30 LB26
THE GLOBAL, REGIONAL, AND NATIONAL BURDEN OF COLORECTAL CANCER AND ITS ATTRIBUTABLE RISK FACTORS IN 195 COUNTRIES AND TERRITORIES, 1990–2017: A SYSTEMATIC ANALYSIS FOR THE GLOBAL BURDEN OF DISEASE STUDY 2017
 Safiri S.^{1,2}, Sepanlou S.G.³, Delavari A.³, Fitzmaurice C.^{4,5}, Naghavi M.⁵, [Malekzadeh R.](#)³

Poster Champ Session

12:30 - 13:30 E-Poster Terminal 1
Poster Champ Session: Liver, biliary and pancreatic disease
 Chairs: Ana Lleo de Nalda, Italy
 Erwin J.M. Van Geenen, Netherlands

12:30 - 12:35 P0827
DEPRESSION AND PANCREATIC CANCER, HELP IS ON ITS WAY!
[Syed A.](#)^{1,2}, Kochhar G.³, Farah K.¹, Morrissey S.¹, Mitre M.¹, Dhawan M.¹, Kulkarni A.¹, Thakkar S.⁴

12:35 - 12:40 P0751
THE EFFECT OF BASILIXIMAB INDUCTION WITH REDUCED TACROLIMUS EXPOSURE ON MEASURED GFR AFTER LIVER TRANSPLANTATION: A REAL-LIFE EXPERIENCE
[Barten T.](#)¹, Cederborg A.², Norén Å.³, Castedal M.³, Herlenius G.³, Bennet W.³, Lindkvist B.⁴, Marschall H.-U.⁵, Åberg F.³

12:40 - 12:45 P0695
GENETICALLY MODIFIED HSCS STIMULATES LIVER REGENERATION AND COULD BE A NEW PERSPECTIVE APPROACH FOR DEVELOPMENT LIVER DISEASE TREATMENT ✨
[Zaikina E.L.](#), Shafigullina A., Titova A., Garanina E., Mavlikeev M., Pevnev G., Gumerova A., Titova M., Rizvanov A., Kiyasov A.

12:45 - 12:50 P0775
THE BILE ACID AGONIST TGR5 INDUCES INTESTINAL GROWTH IN A GLP-2 DEPENDENT MANNER AND AMELIORATES INTESTINAL INJURY IN MICE
[Hunt J.](#)¹, Billeschou A.¹, Ullmer C.², Hartmann B.¹, Holst J.J.^{1,3}, Kissow H.¹

12:50 - 12:55 P0777
A POSITIVE LYMPH NODE RATIO-BASED NOMOGRAM STAGING SYSTEM TO PREDICT CANCER-SPECIFIC SURVIVAL FOR PATIENTS WITH RESECTED GALLBLADDER CANCER
[Yan Y.](#), Mao K., He C., Zhang J., Wang J., Xiao Z.

12:55 - 13:00 P0725
DIRECT ACTING ANTIVIRAL TREATMENT DECREASES INHIBITORY TIM-3 IMMUNE CHECKPOINT RECEPTOR EXPRESSION ON NK CELLS IN PATIENTS WITH CHRONIC HCV HEPATITIS
[Par G.](#)¹, Szereday L.², Meggyes M.², Berki T.³, Miseta A.⁴, Farkas N.⁵, Par A.¹

13:00 - 13:05 P0736
HCV MICROELIMINATION: INTERVENTIONAL STUDY IN DIAGNOSED PATIENTS WITHOUT ACCESS TO THE SYSTEM (TWO PHASE STUDY)
[del Pino Bellido P.](#), Guerra Veloz M.F., Cordero Ruiz P., Bellido Muñoz F., Caunedo Alvarez A., Carmona Soria I.

13:05 - 13:10 P0762
THE POTENTIAL OF RIGHT HEPATIC VEIN DIAMETER AS SENSITIVE MARKER FOR LIVER REMODELING IN PATIENTS WITH VIRUS C RELATED CIRRHOSIS WHO HAVE ACHIEVED SUSTAINED VIROLOGIC RESPONSE AFTER THE ADMINISTRATION OF DIRECT-ACTING ANTIVIRALS TREATMENT
 Mihai F.¹, [Singeap A.M.](#)², Sfarti C.³, Negru D.¹, Trifan A.-V.⁴

13:10 - 13:15 P0774
REAL-TIME DEEP IMAGING OF BILIARY EXCRETION TO THE INTESTINAL TRACT BY USING NEAR-INFRARED PHOSPHORS
[Umezawa M.](#)¹, Yoshida M.¹, Kamimura M.^{1,2}, Soga K.^{1,2}

13:15 - 13:20 P0697
HUMAN DUODENAL SUBMUCOSAL GLANDS CONTAIN STEM CELLS WITH POTENTIAL FOR LIVER AND PANCREATIC REGENERATIVE MEDICINE
[Cardinale V.](#)¹, Carpino G.², Overi D.³, Safarikia S.⁴, Costantini D.⁵, Lu W.-Y.⁶, Riccioni O.³, Nevi L.⁵, Zhang W.⁷, Melandro F.⁸, Zizzari I.⁸, Moretti M.⁸, Chiappetta M.F.⁵, Nuti M.⁸, Maroder M.⁸, Berloco P.B.⁸, Forbes S.⁹, Reid L.⁷, Gaudio E.³, Alvaro D.¹⁰

13:20 - 13:25 P0714
LONG-TERM EFFECT ON HEPATIC RESIDUAL FUNCTION AFTER SIMULTANEOUSLY COMBINED BALLOON-OCCLUDED RETROGRADE TRANSVENOUS OBLITERATION WITH PARTIAL SPLENIC EMBOLIZATION FOR GASTRIC VARICES
[Waguri N.](#), Osaki A., Yakubo S., Watanabe Y., Sato M.

13:25 - 13:30 P0819
PREDICTION OF PANCREATIC ATROPHY AFTER STEROID THERAPY AND THE EXACERBATION OF DIABETES USING EQUILIBRIUM CONTRAST CT IMAGING IN AUTOIMMUNE PANCREATITIS
[Yamada Y.](#)¹, Masuda A.², Sofue K.², Shiomi H.³, Sakai A.³, Kobayashi T.⁴, Tanaka T.¹, Murakami T.⁵, Itoh T.⁵, Kodama Y.⁵

Poster Champ Session

12:30 - 13:30 E-Poster Terminal 2
Poster Champ Session: Surgery, endoscopy and imaging
 Chairs: Ioan Sporea, Romania
 James Hill, United Kingdom

12:30 - 12:35 P0956
SAFETY AND EFFICACY OF ENDOSCOPIC ULTRASOUND GUIDED BIOPSY USING A TRANSVASCULAR APPROACH ✨
[Bojórquez Gutiérrez A.E.](#)¹, Zubiaga Fernández L.², Betés Ibañez M.¹, Hidalgo F.³, Peralta Herce S.¹, Gómez Villagrà M.¹, Mora Moriana L.¹, Muñoz Navas M.¹, Súbtil Íñigo J.C.¹

12:35 - 12:40 P0854
MULTICENTRE, RETROSPECTIVE, COHORT STUDY OF 55 PATIENTS WITH BURIED BUMPER SYNDROME TREATED ENDOSCOPICALLY WITH A NOVEL DEDICATED DEVICE
 Costa D.¹, Despott E.J.¹, Woodward J.², Kohout P.³, Rath T.⁴, Scovell L.⁵, Gee I.⁶, Hindryckx P.⁷, Forrest E.H.⁸, Jordan D.⁸, Hollywood C.⁹, Hearing S.¹⁰, Mohammed I.¹¹, Cooney R.¹², Sharma H.¹³, Zieno Z.¹⁴, Gooding I.¹⁵, Lazaridis N.¹, Coppo C.¹, Koukias N.¹, Murino A.¹

12:40 - 12:45 P0947
EUS GUIDED CHOLEDOCODUODENOSTOMY WITH ELECTROCAUTERY ENHANCED LUMEN APPOSING METAL STENT: FRENCH MULTICENTRIC STUDY AFTER LEARNING CURVE
 Jacques L.¹, Privat J.², Fumex F.³, Pinard F.⁴, Valats J.-C.⁵, Cholet F.⁶, Grandval P.⁷, Chaput U.⁸, Lepetit H.⁹, Legros R.¹⁰, Napoléon B.¹¹

12:45 - 12:50 P0969
THE USEFULNESS OF NON-FLARED SHORT FULLY COVERED METALLIC STENT FOR REFRACTORY BENIGN PANCREATIC STRICTURES IN ADVANCED CHRONIC PANCREATITIS
 Lee Y.N.¹, Moon J.H.¹, Park J.K.¹, Cho S.¹, Lee T.H.², Cha S.-W.³, Cho Y.D.³, Park S.H.²

12:50 - 12:55 P0924
WHO SHOULD ADMINISTER SEDATION DURING ERCP - ANESTHESIOLOGIST, INTENSIVIST OR ENDOSCOPIST? A COMPARATIVE PROSPECTIVE STUDY
 Albuquerque Miranda M.A.¹, Vargas García A.L.², Zaragoza Velasco N.³, Pechkova M.², Planella De Rubinat M.⁴, Ballester R.⁴, Figa M.⁵, González-Huix Lladó F.⁶, SEED Working Group on ERCP

12:55 - 13:00 P0926
SPYGLASSDS GUIDED LITHOTRIPSY FOR PANCREATIC DUCT STONES IN SYMPTOMATIC, TREATMENT REFRACTORY CHRONIC PANCREATITIS- 12 MONTHS FOLLOW UP ON CLINICAL, TECHNICAL SUCCESS AND QUALITY OF LIFE
 Gerges C.¹, Pullmann D.¹, Weber P.¹, Siersema P.D.², Neuhaus H.¹, Van Geenen E.J.M.³, Beyna T.¹

13:00 - 13:05 P0849
THE USE OF SPRAYABLE WOUND DRESSING COMPRISING MULTIFUNCTIONAL HYDROPHOBIZED MICROPARTICLES DURING GASTRIC ULCER HEALING FOLLOWING ENDOSCOPIC SUBMUCOSAL DISSECTION: A MINIATURE SWINE MODEL
 Kabayama M.¹, Sasaki F.¹, Maeda H.¹, Hiraishi N.¹, Morinaga Y.¹, Arima S.¹, Nasu Y.¹, Tanoue S.¹, Hashimoto S.¹, Kanmura S.¹, Nishiguchi A.², Taguchi T.², Ido A.¹

13:05 - 13:10 P0852
OUTCOMES OF A NOVEL BARIATRIC STENT IN THE MANAGEMENT OF SLEEVE GASTRECTOMY LEAKS: A MULTICENTER STUDY
 de Moura D.T.H.^{1,2}, de Moura E.G.H.², Madruga-Neto A.C.², Okazaki O.³, Matsubayashi C.O.², Galvão Neto M.^{4,5,6}, Jirapinyo P.¹, Teixeira N.⁷, Orso I.⁸, Quadros L.G.⁹, Amorim A.⁴, Medeiros F.¹⁰, Rosa Neto D.¹¹, de Siqueira J.¹², Albano A.¹³, de Sousa L.H.¹⁴, Almeida D.¹⁵, Marchetti I.A.¹⁶, Ivano F.¹⁷, de Lima J.H.F.¹⁸, Falcão M.¹⁹, Thompson C.C.¹

13:10 - 13:15 P0899
DISSECTION-ENABLED SCAFFOLD ASSISTED RESECTION (DESCAR): SAFETY, FEASIBILITY, AND EFFICACY FOR RESECTION OF RESIDUAL AND NON-LIFTING COLONIC NEOPLASIAS
 Villa E.¹, Stier M.W.², Donboli K.¹, Chapman C.G.¹, Siddiqui U.D.¹, Waxman I.¹

13:15 - 13:20 P0900
ENDOSCOPIC FEATURE OF DEPRESSED TYPE COLORECTAL NEOPLASMS IN MAGNIFYING ENDOSCOPY AND ENDOCYTOSCOPY
 Kudo S.¹, Mochizuki K.¹, Matsudaira S.¹, Kouyama Y.¹, Kataoka S.², Ishigaki T.³, Ichimasa K.¹, Takeda K.¹, Nakamura H.¹, Toyoshima N.¹, Misawa M.¹, Mori Y.⁴, Ogata N.¹, Kudo T.¹, Hisayuki T.¹, Hayashi T.¹, Wakamura K.¹, Sawada N.¹, Baba T.¹, Ishida F.¹

13:20 - 13:25 P0929
IS VASCULARITY ENOUGH TO PREDICT NEOPLASIA IN BILE DUCT LESIONS DURING PERORAL CHOLANGIOSCOPY?
 Robles-Medrande C., Oleas R., Olmos J., Alcivar-Vasquez J., Puga-Tejada M., Baquerizo-Burgos J., Pitanga-Lukashok H.

13:25 - 13:30 P0932
PANCREATIC PARENCHYMA ATROPHY AND DILATED MAIN PANCREATIC DUCT CAN BE NEGATIVE PREDICTORS OF PANCREATITIS RELATED TO BILIARY SEMS INSERTION
 Yamada T., Umemura M., Asai Y.

Poster Champ Session

12:30 - 13:30 E-Poster Terminal 3
Poster Champ Session: Upper gastrointestinal diseases
 Chairs: Andrzej Bielasik, Poland
 Giacomo Caio, Italy

12:30 - 12:35 P1327
ENDOSCOPIC ULTRASOUND-GUIDED ANGIOATHERAPY OF GASTRIC VARICES WITH COMBINED COILS AND GLUE INJECTION: AN EUROPEAN STUDY
 Privat J.¹, Donatelli G.², Demmak H.¹, Keita A.¹

12:35 - 12:40 P1352
EXPLORING IMMUNE CELL HETEROGENEITY IN POST OPERATIVE ILEUS USING SCRNA SEQ REVEALED A PRO RESOLVING ROLE FOR MYELOID CELLS EXPRESSING ARGINASE-1
 Abdu Rahiman S.¹, Stakenborg M.¹, De Simone V.¹, Ibiza S.¹, Ke B.-J.¹, van Baarle L.¹, Pirotin D.², Marichal T.², Matteoli G.¹

12:40 - 12:45 P1302
BARRETT'S ESOPHAGUS SCREENING: ACCURACY OF EXHALED BREATH ANALYSIS USING AN ELECTRONIC NOSE DEVICE
 Peters Y.¹, Schrauwen R.W.M.², Tan A.C.³, Bogers S.K.², De Jong B.¹, Siersema P.D.¹

12:45 - 12:50 P1297
NARROW BAND IMAGING ENDOSCOPY WITH TARGETED BIOPSIES VERSUS STANDARD ENDOSCOPY WITH RANDOM BIOPSIES IN PATIENTS WITH BARRETT'S OESOPHAGUS: A META-ANALYSIS
 Hajelssedig O.^{1,2}, Zorrón Cheng Tao Pu L.³, Thampson J.⁴, Abdulazeem H.⁵, Mayer C.⁶, Shaikat Ali F.⁷, Lord A.⁸, El Sayed I.⁹, Singh R.¹⁰, O.Khier A.^{11,12}, John D.¹³

12:50 - 12:55 P1320
EFFECT OF POTASSIUM-COMPETITIVE ACID BLOCKER TO HEALING OF ARTIFICIAL ULCER AFTER ENDOSCOPIC SUBMUCOSAL DISSECTION: PROSPECTIVE RANDOMIZED TRIAL
Ban H.¹, Otsuka T.², Sugimoto M.², Andoh A.³

12:55 - 13:00 P1344
HELICOBACTER PYLORI -NEGATIVE EARLY GASTRIC CANCER: PROPOSAL FOR A NEW HISTOPATHOLOGICAL CLASSIFICATION
Matsumoto K.¹, Ueyama H.¹, Oki S.¹, Suzuki N.¹, Ikeda A.¹, Yatagai N.¹, Akazawa Y.¹, Komori H.¹, Izumi K.¹, Takeda T.¹, Ueda K.¹, Matsumoto K.¹, Hojo M.¹, Yao T.², Nagahara A.¹

13:00 - 13:05 P1245
OVER-THE-SCOPE CLIP AS A RESCUE THERAPY FOR FIBROTIC BLEEDING ESOPHAGEAL VARICES: A SINGLE-CENTER EXPERIENCE
Oleas R., Alcivar-Vasquez J., Alvarado-Escobar H., Puga-Tejada M., Robles-Medrandra C.

13:05 - 13:10 P1279
CHROMOENDOSCOPY WITH IODINE-POTASSIUM IODINE SOLUTION IN EOSINOPHILIC ESOPHAGITIS
Pham K.D.-C.^{1,2}, Havre R.F.³, Hatlebakk J.G.^{1,2}

13:10 - 13:15 P1328
SHARED ANGIOGENIC DRIVERS OF INTESTINAL VASCULAR DISORDERS
Douglas A.R.¹, Smith S.¹, Ryan B.², Breslin N.³, Murphy G.³, Ismail M.S.³, Holleran G.², O'Connor A.⁴, McNamara D.^{1,5}

13:15 - 13:20 P1332
SPANISH SPECIALYST CARE SURVEY ON THE MANAGEMENT OF H. PYLORI INFECTION: PREFERENCES AND DECISIONS
Martín de Argila C.¹, Giralt Martínez E.², Delgado Juárez R.³

13:20 - 13:25 P1334
COMPARATIVE STUDY OF SEQUENTIAL VERSUS CONCOMITANT NON-BISMUTH QUADRUPLE THERAPY AS FIRST-LINE ERADICATION FOR HELICOBACTER PYLORI
Pereira E., Azevedo R., Linhares M., Ramos D., Pinto J., Caldeira A., Tristan J., Pereira E., Sousa R., Banhudo A.

13:25 - 13:30 P1386
IMPORTANCE OF METABOLIC COMPLICATIONS IN SEVERE OBESITY COMPARED TO OBESITY IN THE REGION WHERE THE OBESITY EPIDEMIC SHOWED MODERATE INCREASE
Kim T.H.¹, Sohn M.J.¹, Woo M.H.¹, Hwang J.H.², Park S.-W.², Ko J.S.¹, Moon J.S.¹

Poster Champ Session

12:30 - 13:30 E-Poster Terminal 4
Poster Champ Session: Lower gastrointestinal diseases
 Chairs: Henit Yanai, Israel
 Ed Kuijper, Netherlands

12:30 - 12:35 P1120
TRANSLATIONAL STUDIES IN NONHUMAN PRIMATES AND HUMAN VOLUNTEERS SUPPORT THE PHASE 2 PROGRAM FOR RAVAGALIMAB IN MODERATELY TO SEVERELY ACTIVE ULCERATIVE COLITIS
Schreiber S.¹, Clarke S.H.², McRae B.L.², Caldwell R.G.³, Nader A.³, Alperovich G.⁴, Lazar A.⁵

12:35 - 12:40 P1031
LESS INPATIENT COMPLICATIONS AND ECONOMIC BURDEN IN FEMALE PATIENTS ADMITTED WITH ULCERATIVE COLITIS
Kroner P.T.¹, Kesler A.M.², Corral J.E.³, Cangemi J.R.³

12:40 - 12:45 P1130
LONG-TERM SAFETY AND EFFICACY OF RISANKIZUMAB TREATMENT IN PATIENTS WITH CROHN'S DISEASE: 3-YEAR INTERIM RESULTS FROM THE ONGOING PHASE 2 OPEN-LABEL EXTENSION STUDY
Ferrante M.¹, Feagan B.G.², Panés J.³, Baert F.⁴, Louis E.⁵, Dewit O.⁶, Kaser A.⁷, Duan W.R.⁸, Gustafson D.⁸, Liao X.⁸, Wallace K.⁹, Kalabic J.⁹, D'Haens G.R.¹⁰

12:45 - 12:50 P1058
PROSPECTIVE, RANDOMIZED CLINICAL TRIAL COMPARING THE EFFICACY OF TWO VACCINES AGAINST HEPATITIS B VIRUS (HBV) IN INFLAMMATORY BOWEL DISEASE (IBD) PATIENTS
Chaparro M.¹, Gordillo J.², Domènech E.³, Esteve M.⁴, Barreiro-de Acosta M.⁵, Villoria A.⁶, Iglesias-Flores E.⁷, Blasi M.², Naves J.E.³, Benítez O.⁴, Nieto L.⁵, Calvet X.⁶, García-Sánchez V.⁷, Villagrasa J.R.⁸, Marín A.C.¹, Donday M.G.¹, Gisbert J.P.¹

12:50 - 12:55 P1089
EARLY IMPROVEMENT AFTER INTRAVENOUS USTEKINUMAB INDUCTION IN PATIENTS WITH ULCERATIVE COLITIS: RESULTS FROM THE UNIFI INDUCTION TRIAL
Sands B.E.¹, Abreu M.T.², Marano C.³, Baker T.³, O'Brien C.³, Zhang H.³, Johanns J.³, Rowbotham D.⁴, Leong R.⁵, Danese S.⁶

12:55 - 13:00 P1203
THE AGEING GUT: SYMPTOMS COMPATIBLE WITH FUNCTIONAL GI DISORDERS IN OLDER ADULTS IN THE GENERAL POPULATION
Palsson O.S.¹, Busby-Whitehead J.², Whitehead W.E.¹, Sperber A.D.³, Törnblom H.⁴, Simrén M.⁵

13:00 - 13:05 P1211
BOTH OBJECTIVE EXPERIMENTAL AND NATURALISTIC RESPONSES DIFFERENTIATE GASTROINTESTINAL SYMPTOMATIC FROM ASYMPTOMATIC INDIVIDUALS
Jones M.P.¹, Beath A.P.², Talley N.J.³, Holtmann G.J.⁴, Koloski N.A.⁵, Walker M.M.⁶, Ejova A.⁷

13:05 - 13:10 P1043
PREDICTED EFFICACY OF A PHARMACOGENETIC PASSPORT FOR INFLAMMATORY BOWEL DISEASE
Bangma A.^{1,2}, Voskuil M.D.^{1,2}, Uniken Venema W.T.C.^{1,2}, Brugge H.², Lanting P.², Franke L.H.², Festen E.A.M.^{1,2}, Weersma R.K.¹

13:10 - 13:15 P1163
QUALITY OF ONLINE MEDICAL INFORMATION ON COLORECTAL CANCER SCREENING ✨
Ong Y.L.¹, Namasivayam V.²

13:15 - 13:20 P1007
CORRELATION OF THE BIOLOGICAL ACTIVITY RELATED TO STEROID-REFRACTORINESS IN ULCERATIVE COLITIS BETWEEN COLONIC TISSUE AND PLASMA
Clos Parals A.¹, Loren V.^{2,3}, Garcia-Jaraquemada A.⁴, Naves J.E.², Cabré Gelada E.⁵, Segú C.⁶, Coma M.⁷, Manyé J.^{3,8}, Domènech E.^{3,9}

13:20 - 13:25 P1035
THE HIDDEN BURDEN OF FAECAL INCONTINENCE IN ACTIVE AND QUIESCENT ULCERATIVE COLITIS: AN UNDERESTIMATED PROBLEM?
 Nigam G.¹, Limdi J.K.², Hamdy S.³, Vasant D.H.⁴

Case-based Discussion
 12:45 - 13:45 A3
NETs
 Chairs: Thomas Wirth, Germany
 Aurel Perren, Switzerland
 Anders Sundin, Sweden
 Eric Van Cutsem, Belgium

Case-based Discussion
 12:45 - 13:45 C2
How to approach diverticular bleeding?
 Chairs: Peter Bossuyt, Belgium
 Patricia Sylla, United States
 Ian Zealley, United Kingdom
 Philip Wai Yan Chiu, Hong Kong, China (SAR)

Case-based Discussion
 12:45 - 13:45 F1
Post-ERCP complications
 Chairs: Thierry Ponchon, France
 Aron Vincze, Hungary
 Daniel Blero, Belgium
 Jörg Albert, Germany

Case-based Discussion
 12:45 - 13:45 F2
Ascites
 Chairs: Andrea De Gottardi, Switzerland
 Louise China, United Kingdom
 Markus Peck-Radosavljevic, Austria
 Manuela Merli, Italy

Symposium
 12:45 - 13:30 Hotspot
Clinical practice guidelines: Essentials for a good guideline
 Chairs: Axel Dignass, Germany
 Wafaa Khannoussi, Morocco

12:45 - 13:00 IP398
How are guidelines created? The ESGE Example
 Cesare Hassan, Italy

13:00 - 13:15 IP399
Methodology to create guidelines: GRADE and other tools
 Andreas Sturm, Germany

13:15 - 13:30 IP400
How can I find a suitable guideline for my clinical problem? Insights into UEG Standards & Guidelines Repository
 Wafaa Khannoussi, Morocco

Young GI Activity
 13:00 - 14:00 Young GI Lounge
Career Chat: Women in research
 Chairs: Luigi Ricciardiello, Italy
 Patrizia Burra, Italy
 Iris Dotan, Israel
 Julia Mayerle, Germany

Live Endoscopy
 14:00 - 15:30 Hall 6
Live endoscopy III
 Chairs: Raf Bisschops, Belgium
 Mario Dinis-Ribeiro, Portugal
 Stefan Gölder, Germany
 Hans-Dieter Allescher, Germany
 Marc Barthet, France
 Pierre Henri Deprez, Belgium
 Siegbert Faiss, Germany
 Daniel Hartmann, Germany
 Horst Neuhaus, Germany
 Maria Pellisé Urquiza, Spain
 Jürgen Pohl, Germany

Today's Science, Tomorrow's Medicine
 14:00 - 15:30 A1
Faecal microbial transplant (FMT): At present and in the future
 Chairs: Kaija-Leena Kolho, Finland
 Antonio Gasbarrini, Italy

14:00 - 14:15 IP401
Standardising stool banking in Europe
 Josbert Keller, Netherlands

14:15 - 14:22
Q&A

14:22 - 14:37 IP402
Can we improve FMT in C. difficile infection
 Gianluca Ianaro, Italy

14:37 - 14:44
Q&A

14:44 - 14:59 IP403
FMT in irritable bowel syndrome
 Andreas Petersen, Denmark

14:59 - 15:06
Q&A

15:06 - 15:21 IP404
Are we ready for FMT in IBD?
 Severine Vermeire, Belgium

15:21 - 15:28
Q&A

Therapy Update

14:00 - 15:30 A2
Therapy update: Ulcerative colitis
 Chairs: Johan Burisch, Denmark
 Florian Rieder, United States



14:00 - 14:15 IP405
Managing the outpatient with moderate to severe UC
 Ailsa Hart, United Kingdom

14:15 - 14:22
Q&A

14:22 - 14:37 IP406
Proctitis
 C. Janneke van der Woude, Netherlands

14:37 - 14:44
Q&A

14:44 - 14:59 IP407
Recurrent pouchitis
 Iris Dotan, Israel

14:59 - 15:06
Q&A

15:06 - 15:21 IP408
Surgery: Ileorectal anastomosis vs. IPAA
 Dieter Hahnloser, Switzerland

15:21 - 15:28
Q&A

Symposium

14:00 - 15:30 A3
Proctology
 Chairs: Omar Faiz, United Kingdom
 Patricia Sylla, United States



14:00 - 14:15 IP409
Hemorrhoids
 Celine Duvoisin, Switzerland

14:15 - 14:22
Q&A

14:22 - 14:37 IP410
Fissure
 Sebastiano Biondo, Spain

14:37 - 14:44
Q&A

14:44 - 14:59 IP411
Sexually transmitted disorders (STD)
 Danny De Looze, Belgium

14:59 - 15:06
Q&A

15:06 - 15:21 IP412
Cryptoglandular fistula: Whats new?
 Janindra Warusavitarne, United Kingdom

15:21 - 15:28
Q&A

Abstract-based Session

14:00 - 15:30 B2
Paradigm shifts in IBD treatment
 Chairs: Maria T. Abreu, United States
 Fabio Salvatore Macaluso, Italy

14:00 - 14:12 IP413
State-of-the-art introduction
 Fabio Salvatore Macaluso, Italy

14:12 - 14:24 OP217
VEDOLIZUMAB EFFICACY, SAFETY AND PHARMACOKINETICS WITH REDUCED FREQUENCY OF DOSING FROM EVERY 4 TO EVERY 8 WEEKS IN PATIENTS WITH ULCERATIVE COLITIS AND CROHN'S DISEASE
 Vermeire S.¹, Lukas M.², Magro F.³, Adsul S.⁴, Lindner D.⁴, Rosario M.⁵, Roth J.⁴, Danese S.⁶

14:24 - 14:36 OP213
TOFACITINIB, AN ORAL JANUS KINASE INHIBITOR, IN THE TREATMENT OF ULCERATIVE COLITIS: AN INTERIM ANALYSIS OF AN OPEN-LABEL, LONG-TERM EXTENSION STUDY WITH UP TO 5.5 YEARS OF TREATMENT
 Lichtenstein G.R.¹, Loftus Jr. E.V.², Soonasra A.³, Lawendy N.³, Chan G.³, Zhang H.³, Wang W.³, Thorpe A.J.³, Bloom S.⁴

14:36 - 14:48 OP214
INTERLEUKIN-6 TRANS-SIGNALING INHIBITION WITH OLAMKICEPT (SGP130FC) IN ACTIVE IBD RESULTS IN EARLY UNIQUE MOLECULAR SIGNATURES PREDICTING CLINICAL REMISSION AND DIFFERENTIATING FROM REMISSION INDUCTION BY VEDOLIZUMAB OR INFlixIMAB
 Aden K.¹, Conrad C.², Bernardes J.P.³, Tran F.⁴, Hoepfer H.³, Sommer F.³, Nikolaus S.⁵, Lokau J.⁶, Garbers C.⁶, Rose-John S.⁷, Röcken C.⁸, Waetzig G.H.⁹, Rosenstiel P.¹⁰, Schreiber S.¹¹

14:48 - 15:00 OP215
MAINTENANCE OF REMISSION AMONG PATIENTS WITH INFLAMMATORY BOWEL DISEASE AFTER VEDOLIZUMAB IS STOPPED: A MULTICENTER COHORT STUDY FROM THE GETAID
 Martin A.¹, Nachury M.², Peyrin-Biroulet L.³, Bouhnik Y.⁴, Nancey S.⁵, Seksik P.⁶, Serrero M.⁷, Fumery M.⁸, Buisson A.⁹, Laharie D.¹⁰, Gilletta De Saint Joseph C.¹¹, Filippi J.¹², Allez M.¹³, Bouguen G.¹⁴, Roblin X.¹⁵, Altwegg R.¹⁶, Dib N.¹⁷, Pineton de Chambrun G.¹⁸, Savoye G.¹⁹, Carbonnel F.²⁰, Viennot S.²¹, Amiot A.²²

15:00 - 15:12

OP216

HIGH VERSUS STANDARD ADALIMUMAB INDUCTION DOSING REGIMENS IN PATIENTS WITH MODERATELY TO SEVERELY ACTIVE ULCERATIVE COLITIS: RESULTS FROM THE SERENE-UC INDUCTION STUDY

Panés J.¹, Colombel J.-F.², D'Haens G.R.³, Schreiber S.⁴, Panaccione R.⁵, Peyrin-Biroulet L.⁶, Loftus, Jr E.⁷, Danese S.⁸, Louis E.⁹, Armuzzi A.¹⁰, Ferrante M.¹¹, Vogelsang H.¹², Lefebvre J.¹³, Doan T.¹³, Kwatra N.V.¹³, Mostafa N.M.¹³, Xie W.¹³, Huang B.¹⁴, Petersson J.¹⁵, Kalabic J.¹⁶, Robinson A.M.¹³, Sandborn W.I.¹⁷

15:12 - 15:24

LB27

HIGH VERSUS STANDARD ADALIMUMAB INDUCTION DOSING REGIMENS IN PATIENTS WITH MODERATELY TO SEVERELY ACTIVE CROHN'S DISEASE: RESULTS FROM THE SERENE-CD INDUCTION STUDY

D'Haens G.¹, Sandborn W.J.², Loftus, Jr E.³, Hanauer S.B.⁴, Schreiber S.⁵, Peyrin-Biroulet L.⁶, Panaccione R.⁷, Panes J.⁸, Colombel J.-F.⁹, Ferrante M.¹⁰, Louis E.¹¹, Armuzzi A.¹², Zhou Q.¹³, Huang B.¹³, Kwatra N.¹³, Mostafa N.¹³, Doan T.¹³, Petersson J.¹³, Song A.¹³, Robinson A.¹³, Danese S.¹⁴

15:24 - 15:36

OP129

INDIRECT TREATMENT COMPARISON OF USTEKINUMAB VERSUS OTHER ADVANCED THERAPIES IN MODERATE TO SEVERE ULCERATIVE COLITIS AFTER 1 YEAR

Welty M.¹, Mesana L.¹, Padhiar A.¹, Naessens D.², Diels J.³, van Sanden S.³, Pacou M.¹

Abstract-based Session

14:00 - 15:30

B3

Frontiers in pancreatic neoplasia

Chairs: Marco J. Bruno, Netherlands
Giuseppe Malleo, Italy

14:00 - 14:12

IP414

State-of-the-art introduction

Marco J. Bruno, Netherlands

14:12 - 14:24

OP218

A RANDOMISED PROSPECTIVE COMPARISON OF LIQUID-BASED CYTOLOGY WITH CONVENTIONAL SMEAR CYTOLOGY FOR ENDOSCOPIC ULTRASOUND-GUIDED FINE NEEDLE ASPIRATION OF SOLID PANCREATIC MASSES ✦

Chun J.W.¹, Lee S.H.¹, Kim H.², Huh G.¹, You M.S.¹, Hwang Y.J.², Lee K.², Lee K.³, Paik W.-H.⁴, Ryu J.-K.¹, Kim Y.-T.⁵

14:24 - 14:36

OP219

ROLE OF HISTOLOGICAL SUBTYPES ON THE RISK OF HIGH GRADE DYSPLASIA CANCER IN OPERATED IPMNS: A LARGE SINGLE CENTER STUDY

Anzillotti G.¹, Vespasiano F.², Rangelova E.³, Halimi A.⁴, Tisone G.⁵, Arnelo U.⁶, Anselmo A.⁷, Scandavini C.M.², Del Chiaro M.⁸, Löhr M.⁹, Valente R.⁴

14:36 - 14:48

OP220

UPDATED INTERNATIONAL CANCER OF THE PANCREAS SCREENING (CAPS) CONSORTIUM GUIDELINES ON THE MANAGEMENT OF PATIENTS WITH INCREASED RISK FOR FAMILIAL PANCREATIC CANCER

Overbeek K.A.¹, Canto M.I.², Bartsch D.³, Brand R.E.⁴, Carrato A.⁵, del Chiaro M.⁶, Farrell J.J.⁷, Fishman E.K.⁸, Fockens P.⁹, Gress T.M.¹⁰, van Hooft J.E.⁹, Kastrinos F.¹¹, Rustgi A.K.¹², Syngal S.¹³, Vasen H.F.¹⁴, Cahen D.L.¹, Bruno M.J.¹⁵, Goggins M.¹⁶, The International Cancer of the Pancreas Screening Consortium

14:48 - 15:00

OP221

METHODOLOGY OF PANCREATIC JUICE COLLECTION FROM THE DUODENUM FOR BIOMARKER DISCOVERY AND EARLY DETECTION OF PANCREATIC CANCER

Levink I.J.M.¹, Nesteruk K.¹, Visser D.I.^{1,2}, Sieuwerts A.M.¹, Fernandez C.J.C.¹, Jansen M.P.H.M.¹, Peppelenbosch M.P.¹, Cahen D.L.³, Fuhler G.M.⁴, Bruno M.J.⁵

15:00 - 15:12

OP222

NEW THERAPEUTIC METHOD FOR UNRESECTABLE PANCREATIC CANCER - THE IMPACT OF HIGH-INTENSITY FOCUSED ULTRASOUND (HIFU) THERAPY

Sofuni A., Fujita M., Asai Y., Tsuchiya T., Ishii K., Tanaka R., Tonozuka R., Honjo M., Mukai S., Nagai K., Yamamoto K., Matsunami Y., Kurosawa T., Kojima H., Itoi T.

15:12 - 15:24

OP223

PREDICTING CONDITIONAL SURVIVAL DURING FOLLOW-UP AFTER RESECTION FOR PANCREATIC CANCER: A POPULATION-BASED STUDY

Latenstein A.¹, van Roessel S.¹, van der Geest L.², Bonsing B.A.³, van dam R.M.⁴, Groot Koerkamp B.⁵, Hingh I.D.⁶, Homs M.Y.V.⁷, Klaase J.^{8,9}, Lemmens V.¹⁰, Molenaar I.Q.¹¹, Stommel M.J.W.¹², Busch O.R.C.¹³, Eijck C.¹⁴, van Laarhoven H.W.M.¹⁵, Wilmink H.¹⁵, Besselink M.G.H.¹⁶, Dutch Pancreatic Cancer Group

Abstract-based Session

14:00 - 15:30

B5

IBD: Basic science II

Chairs: Matthieu Allez, France
Jesus Cosin-Roger, Spain

14:00 - 14:12

IP415

State-of-the-art introduction

Matthieu Allez, France

14:12 - 14:24

OP224

THE BRANCHED-CHAIN AMINO ACID TRANSPORTER CD98 HEAVY CHAIN FACILITATES THE DEVELOPMENT OF COLONIC MACROPHAGES ASSOCIATED WITH DECREASED APOPTOSIS IN MACROPHAGE PROGENITORS

Wuggenig P.¹, Hruz P.², Roux J.¹, Niess J.H.^{2,3}

14:24 - 14:36

OP225

MITOCHONDRIAL IMPAIRMENT IN CROHN'S DISEASE DRIVES INTESTINAL STEM CELL TRANSITION TOWARDS DYSFUNCTIONAL PANETH CELLS

Khaloian Sarnaghi S.¹, Rath E.¹, Hammoudi N.², Gleisinger E.¹, Berger E.¹, Metwaly A.¹, Waldschmitt N.¹, Allez M.², Haller D.^{1,3}

14:36 - 14:48

OP226

ULCERATIVE COLITIS IS CHARACTERIZED BY AN INTENSE AND DYSFUNCTIONAL MUCOSAL AND SYSTEMIC B CELL RESPONSE
Uzzan M.^{1,2}, Martin J.^{2,3}, Rosenstein A.², Mesin L.⁴, Singh H.², Tokuyama M.², Ungaro R.², Grasset E.², Cerutti A.², Ko M.², Kenigsberg E.², Merad M.², Magri G.⁵, Colombel J.-F.⁶, Victora G.⁴, Mehandru S.²

14:48 - 15:00

OP227

MUTATIONS IN THE X-LINKED INHIBITOR OF APOPTOSIS PROTEIN PROMOTE SUSCEPTIBILITY TO MICROBIOTA-INDUCED INTESTINAL INFLAMMATION

Gopalakrishnan S.¹, Zeissig Y.^{2,3}, Strigli A.¹, Basic M.⁴, Muders M.^{3,5}, Baretton G.³, Baines J.⁶, Bleich A.⁴, Hampe J.^{1,3}, Zeissig S.^{1,3,7}

15:00 - 15:12

OP228

THE TRANSCRIPTOMIC LANDSCAPE OF HUMAN COLONIC ORGANOID AND ITS REMODELLING BY CANONICAL CYTOKINES PROVIDES KEY FUNCTIONAL AND CLINICAL INSIGHTS INTO INFLAMMATORY BOWEL DISEASE

Pavlidis P.^{1,2}, Tsakmaki A.³, Cozzetto D.⁴, Kottoor S.¹, Digby-Bell J.¹, Constable L.¹, Niazi U.⁴, Saqi M.⁴, Lombardi G.⁵, Hayee B.^{1,6}, Bewick G.³, Powell N.^{1,2}

15:12 - 15:24

OP229

IDENTIFICATION OF A CYTOTOXIC CD127+ INNATE LYMPHOID CELL SUBSET THAT IS EXPANDED IN PATIENTS WITH CROHN'S DISEASE

Krabbendam L.¹, Kradolfer C.M.A.¹, Teunissen M.B.M.¹, Buskens C.J.², Bemelman W.A.², Spits H.¹, Bernink J.H.J.¹

Symposium

14:00 - 15:30

C1

Colorectal cancer in the young

Chairs: Ian Jenkins, United Kingdom
 Peter D. Siersema, Netherlands



14:00 - 14:16

IP416

Epidemiology and risk stratification

Gregory Rubin, United Kingdom

14:16 - 14:24

Q&A

14:24 - 14:40

IP418

Oncological decision making and patient counselling

Irit Ben Aharon, Israel

14:40 - 14:48

Q&A

14:48 - 15:18

IP419

Genetics in colorectal cancer and surgical considerations

Gabriela Möslein, Germany

15:18 - 15:30

Q&A

Late Breaking Abstracts

14:00 - 15:30

C2

Late breaking abstracts: From eosinophilic oesophagitis to novel obesity therapies

Chairs: Michael Manns, Germany
 Sabine Roman, France

14:00 - 14:10

LB15

EFFICACY AND SAFETY OF AK002 IN ADULT PATIENTS WITH ACTIVE EOSINOPHILIC GASTRITIS AND/OR EOSINOPHILIC GASTROENTERITIS: PRIMARY RESULTS FROM A RANDOMIZED, DOUBLE-BLIND, PLACEBO-CONTROLLED PHASE 2 TRIAL (ENIGMA STUDY)

Dellon E.¹, Peterson K.², Murray J.³, Falk G.⁴, Gonsalves N.⁵, Chehade M.⁶, Leung J.⁷, Genta R.⁸, Rothenberg M.⁹, Khoury P.¹⁰, Bledsoe A.³, Shaw C.¹¹, Rasmussen H.¹¹, Singh B.¹¹, Chang A.¹¹, Kamboj A.¹¹, Hirano I.¹²

14:10 - 14:20

LB16

SAFETY AND EFFICACY OF 4 DOSAGE REGIMENS OF APT-1011: RESULTS FROM A PHASE 2B RANDOMIZED DOUBLE BLIND PLACEBO-CONTROLLED TRIAL TO SELECT THE BEST DOSAGE REGIMEN FOR FURTHER DEVELOPMENT. (CLINICALTRIALS.GOV NCT03191864; EUDRACT NUMBER: 2016-004749-10)

Dellon E.S.¹, Lucendo Villarin A.², Schlag C.³, Schoepfer A.⁴, Knoop K.⁵, Richardson P.⁵, Falk G.⁶, Eagle Taran G.⁷, Comer G.M.⁷, Hirano I.⁸

14:20 - 14:30

LB17

MICROBIOTA DYSBIOSIS INDUCES COLORECTAL CANCER (CRC) THROUGH AN EPIGENETIC MECHANISM: EXPERIMENTAL RESULTS IN MICE, AND VALIDATION IN HUMAN PILOT (N=266) AND PROSPECTIVE (N=1000) STUDIES

Sobhani J.¹, Bergsten E.², Amiot A.³, Couffin S.⁴, DeAngelis N.³, Rabot S.⁵, Mestivier D.⁶, Pedron T.⁷, Khazaie K.⁸, Sansonetti P.⁹, Oncomix (Microbiota and Cancer) Study Group

14:30 - 14:40

LB18

CNP-101 PREVENTS GLUTEN CHALLENGE INDUCED IMMUNE ACTIVATION IN ADULTS WITH CELIAC DISEASE

Kelly C.^{1,2}, Murray J.³, Leffler D.A.⁴, Bledsoe A.³, Smithson G.⁴, Podojil J.⁵, First R.⁵, Morris A.⁵, Boyne M.⁵, Elhofy A.⁵, Wu T.T.^{3,6}, Miller S.^{5,6}

14:40 - 14:50

LB19

ASCERTAINMENT OF PANCREATIC CANCER BY LIQUID BIOPSY ASSESSING TWIST1 MRNA LEVELS IN BLOOD.

Greco L.¹, Cavalleri T.¹, Gavazzi F.², Maselli R.³, Galtieri P.A.³, Carrara S.³, Capretti G.², Di Leo M.³, Craviotto V.⁴, Poliani L.⁵, Preatoni P.⁵, Omodei P.D.⁵, Torri V.⁶, Repici A.³, Zerbi A.², Malesci A.⁵, Laghi L.⁵

14:50 - 15:00

LB20

A 20 GENE SIGNATURE IN LIVER BIOPSIES OF CHRONIC HEPATITIS B AND C PATIENTS ALLOWS AN ACCURATE PREDICTION OF HCC DEVELOPMENT 8 YEARS BEFORE CLINICAL DIAGNOSIS

Van Hees S.^{1,2}, Cuypers B.^{3,4}, Bourgeois S.^{2,5}, De Groot-Kreeff K.⁶, Sprengers D.⁷, Robaey G.⁸, Meysman P.³, Vonghia L.^{1,2}, Michielsen P.^{1,2}, Francque S.^{1,2}, De Man R.⁶, Driessen A.⁹, Boonstra A.⁶, Laukens K.³, Vanwollegem T.^{1,2,6}

15:00 - 15:10 LB21
A NOVEL INGESTIBLE INTRALUMINAL GASTROINTESTINAL STIMULATION CAPSULE SYSTEM FOR TREATMENT OF OBESITY – FIRST IN HUMAN STUDY
 Ringel R.¹, Naftali T.^{2,3}, Benjaminov F.^{2,3}, Melamud A.⁴, Ringel Y.^{2,3,5}

Symposium

14:00 - 15:30 C3
How to approach the difficult polyp in the rectum?
 Chairs: Evelien Dekker, Netherlands
 Thierry Ponchon, France



Tandem Talks

14:00 - 14:10 IP420
Defining and assessing a difficult polyp: Endoscopic view
 Yutaka Saito, Japan

14:10 - 14:20 IP421
Defining and assessing a difficult polyp: Further imaging
 Alison Corr, United Kingdom

Debate

14:20 - 14:30 IP422
Pro EMR
 Michael John Bourke, Australia

14:30 - 14:40 IP423
Pro ESD
 Mathieu Pioche, France

14:40 - 14:50 IP424
Pro transanal surgery
 Alberto Arezzo, Italy

14:50 - 15:08
Panel discussion

15:08 - 15:30 IP425
Finally: Pathology
 Iris D. Nagtegaal, Netherlands

Abstract-based Session

14:00 - 15:30 E1
How to improve the diagnosis of GORD
 Chairs: Radu Tutuian, Switzerland
 Emmanouela Tsoukali, Greece

14:00 - 14:12 IP426
State-of-the-art introduction
 Radu Tutuian, Switzerland

14:12 - 14:24 OP230
INCREASED SENSITIVITY OF COUGH REFLEX IS NOT THE MECHANISM OF COUGH ATTRIBUTED TO LARYNGOPHARYNGEAL REFLUX
 Duricek M.¹, Banovcin P.¹, Liptak P.¹, Hyrdel R.¹, Kollarik M.²

14:36 - 14:48 OP232
EXACERBATION OF GASTROESOPHAGEAL REFLUX SYMPTOMS AFTER DISCONTINUATION OF PROTON PUMP INHIBITORS IS NOT ASSOCIATED WITH INCREASED ESOPHAGEAL ACID EXPOSURE
 Hoshikawa Y., Nikaki K., Sonmez S., Yazaki E., Sifrim D., Woodland P.

14:48 - 15:00 OP233
ABNORMAL POST REFLUX SWALLOW INDUCED PERISTALTIC WAVE (PSPW) INDEX ON PH-IMPEDANCE MONITORING ASSOCIATES WITH HYPOMOTILE ESOPHAGEAL MOTOR PATTERNS ON ESOPHAGEAL HIGH RESOLUTION MANOMETRY (HRM)
 Rogers B.¹, Rengarajan A.², Cicala M.³, Ghisa M.⁴, Quader F.⁵, Penagini R.S.⁶, De Bortoli N.⁷, Mauro A.⁸, Ribolsi M.⁹, Savarino E.V.¹⁰, Gyawali C.P.⁵

15:00 - 15:12 OP234
EXTENDED BRAVO STUDIES (UP TO 96HOURS) INCREASES DIAGNOSTIC YIELD OF GASTRO-ESOPHAGEAL REFLUX DISEASE (GERD) IN PATIENTS WITH NORMAL MULTICHANNEL INTRALUMINAL IMPEDANCE-PH (MII-PH) STUDIES
 Chia C.T.W.¹, Miah I.², Jafari J.², Wong T.²

15:12 - 15:24 OP235
ROLE OF REFLUX IN THE PATHOGENESIS OF EOSINOPHILIC ESOPHAGITIS -COMPREHENSIVE APPRAISAL WITH OFF- AND ON-PPI IMPEDANCE-PH MONITORING
 Frazzoni M.¹, Penagini R.S.², Frazzoni L.³, De Bortoli N.⁴, Mauro A.⁵, Tolone S.⁶, Bertani H.⁷, Marsico M.⁸, Conigliaro R.⁹, Savarino E.V.¹⁰

Translational / Basic Science

14:00 - 15:30 E2
The enteric nervous system and body homeostasis
 Chairs: Michel Neunlist, France
 Ihsan Ekin Demir, Germany



14:00 - 14:15 IP427
Enteric development and neurogenesis
 Alan Burns, United Kingdom

14:15 - 14:22
Q&A

14:22 - 14:37 IP428
How the ENS protects itself and the gut from injury
 Michael D. Gershon, United States

14:37 - 14:44
Q&A

14:44 - 14:59 IP429
Interplay between the ENS and the microbiome
 Vassilis Pachnis, United Kingdom

14:59 - 15:06
Q&A

15:06 - 15:21 IP430
Enteric neurons as immunomodulators
 Guy E. Boeckstaens, Belgium

15:21 - 15:28

Q&A

Symposium

14:00 - 15:30

F1

From guidelines to clinical practice: Hepatocellular carcinoma

Chairs: Marina Berenguer, Spain
Thomas Berg, Germany

IP431

Introduction into UEG Standards & Guidelines activities

Wafaa Khannoussi, Morocco

14:00 - 14:15

IP432

Rising Star: Genetics of hepatocellular carcinoma: From risk factors to personalised treatment ★

Jean Charles Nault, France

14:15 - 14:22

Q&A

14:22 - 14:37

IP433

Medical therapy

Maria Reig, Spain

14:37 - 14:44

Q&A

14:44 - 14:59

IP434

Locoregional treatment

Markus Peck-Radosavljevic, Austria

14:59 - 15:06

Q&A

15:06 - 15:21

IP435

Liver transplantation

Didier Samuel, France

15:21 - 15:28

Q&A

Symposium

14:00 - 15:30

F2

Big data to robotics

Chairs: Michal Filip Kaminski, Poland
Richard Van Hillegersberg, Netherlands

14:00 - 14:15

IP436

Big data: Can it make our problems smaller? Individualising endoscopy and measuring quality

Cesare Hassan, Italy

14:15 - 14:22

Q&A

14:22 - 14:37

IP437

Artificial intelligence: Can it make our practice easier?

Masashi Misawa, Japan

14:37 - 14:44

Q&A

Tandem Talks

14:44 - 14:52

IP438

Robotics and 3D laparoscopy: Already surgical practice?

Andrea Pietrabissa, Italy

14:52 - 15:00

IP439

Robotics and 3D endoscopy: Will it arrive in the lumen?

Philip Wai Yan Chiu, Hong Kong, China (SAR)

15:00 - 15:06

Q&A

15:06 - 15:18

OP236

A THREE-DIMENSIONAL PRINTED PELVIC MODEL IS USEFUL FOR LATERAL PELVIC NODE DISSECTION IN RECTAL CANCER

Hojo D., Murono K., Nozawa H., Kawai K., Hata K., Tanaka T., Nishikawa T., Yasutaka S., Kaneko M., Sasaki K., Emoto S., Ishii H., Sonoda H., Ishihara S.

15:18 - 15:30

OP237

ARTIFICIAL INTELLIGENCE IDENTIFIES BARRETT'S NEOPLASIA WITH HIGH ACCURACY USING NBI-ZOOM VIDEOS: A MULTICENTER INTERNATIONAL STUDY ★Struyvenberg M.¹, de Groof J.¹, van der Putten J.², van der Sommen F.², Baldaque-Silva F.³, Bisschops R.⁴, Schoon E.J.⁵, Curvers W.⁵, de With P.², Bergman J.¹

Symposium

14:00 - 15:30

F3

Case-based session on acute pancreatitis: Missed opportunities in management?

Chairs: Asbjørn M. Drewes, Denmark
Gabriele Capurso, Italy

14:00 - 14:15

IP440

Case reports: Workup algorithms for early identification of etiology case

Jonas Rosendahl, Germany

14:15 - 14:22

Q&A

14:22 - 14:37

IP441

Etiology

Peter Hegyi, Hungary

14:37 - 14:44

Q&A

14:44 - 14:59

IP442

Case reports: Benefits of early goal-directed management case

Alexandra Mikó, Hungary

14:59 - 15:06

Q&A

15:06 - 15:21

IP443

Early management

Enrique de-Madaria, Spain

15:21 - 15:28

Q&A

Abstract-based Session

14:00 - 15:30 Barcelona
Evidence-based improvements in surgical outcomes
 Chairs: Mustapha Adham, France
 Marcin Magierowski, Poland

14:00 - 14:12 IP444
State-of-the-art introduction
 Mustapha Adham, France

14:12 - 14:24 OP238
PRETREATMENT TUMOR-DNA SEQUENCING OF KIT AND PDGFRA IN ENDOSONOGRAPHY-GUIDED BIOPSIES OPTIMIZES THE PREOPERATIVE MANAGEMENT OF GASTROINTESTINAL STROMAL TUMORS
 Hedenström P.¹, Nilsson B.², Nilsson O.³, Sadik R.⁴

14:24 - 14:36 OP239
IMMUNONUTRITION TO IMPROVE THE QUALITY OF LIFE OF UPPER GASTROINTESTINAL CANCER PATIENTS UNDERGOING NEOADJUVANT TREATMENT PRIOR TO SURGERY (NEOIMMUNE): DOUBLE BLIND RANDOMIZED CONTROLLED MULTI-CENTER CLINICAL TRIAL
 Markar S.¹, Mariette C.², Piessen G.², NEOIMMUNE

14:36 - 14:48 OP240
LAPAROSCOPIC VERSUS OPEN GASTRECTOMY FOR GASTRIC CANCER, RESULTS OF A MULTICENTER PROSPECTIVELY RANDOMIZED CONTROLLED TRIAL (LOGICA-TRIAL)
 van der Veen A.¹, Brenkman H.J.¹, Seesing M.F.¹, Haverkamp L.¹, Luyer M.D.², Nieuwenhuijzen G.², Stoot J.H.³, Hulswé K.W.³, Wijnhoven B.P.L.⁴, de Steur W.O.⁵, Kouwenhoven E.A.⁶, Wassenaar E.B.⁷, Draaisma W.A.⁸, Gisbertz S.S.⁹, van der Peet D.L.¹⁰, May A.M.¹¹, Ruurda J.P.¹, van Hillegersberg R.¹, LOGICA Study Group

14:48 - 15:00 OP241
RANDOMIZED CONTROLLED TRIAL ASSESSING THE EFFECTIVENESS OF 5-HT₃ RECEPTOR ANTAGONIST (RAMOSETRON (IRRIBOW®)) FOR THE TREATMENT OF ANTERIOR RESECTION SYNDROME IN MALE PATIENTS WITH RECTAL CANCER
 Ryo S.-B.¹, Park J.W.¹, Lee M.A.¹, Kwon Y.-H.¹, Lee K.-Y.², Lim H.-K.¹, Kim M.J.¹, Jeong S.-Y.¹, Park K.J.¹, Jung H.-I.³, Kim E.S.³

15:00 - 15:12 OP242
MULTICENTER, RANDOMIZED CONTROLLED TRIAL OF NASOGASTRIC TUBE WITH WATER-SOLUBLE CONTRAST AGENT VERSUS LONG TUBE FOR SMALL BOWEL OBSTRUCTION
 Nishie H.¹, Shimura T.¹, Katano T.¹, Iwai T.², Itoh K.³, Ebi M.⁴, Mizuno Y.⁵, Shibata S.², Yamada T.⁵, Togawa S.⁶, Mizushima T.⁷, Inagaki Y.⁸, Koguchi H.⁹, Takiguchi S.¹⁰, Kataoka H.¹

15:12 - 15:24 OP243
ENDOSCOPIC ULTRASOUND VS PERCUTANEOUS MANAGEMENT OF POST-OPERATIVE PANCREATIC FISTULA: A SYSTEMATIC REVIEW AND META-ANALYSIS
 Mohan B.¹, Shakhathreh M.², Ponnada S.³, Nagaraj K.⁴, Asokkumar R.⁵, Adler D.⁶

Clinical Trials Revisited

14:00 - 15:30 Hotspot
Clinical trials revisited
 Chairs: Markus Neurath, Germany



14:00 - 14:15 IP445
Trial presentation: Proactive Monitoring of Adalimumab Trough Concentration Associated With Increased Clinical Remission in Children with Crohn's Disease Compared with Reactive Monitoring.
 Amit Assa, Israel

14:15 - 14:30 IP446
Critical review
 Julian Panés, Spain

14:30 - 14:45
Panel discussion
 Amit Assa, Israel
 Sibylle Koletzko, Germany
 Julian Panés, Spain
 Gerhard Rogler, Switzerland

14:45 - 15:00 IP447
Trial presentation: Esomeprazole and aspirin in Barrett's oesophagus (AspECT): a randomised factorial trial
 Janusz Jankowski, United Kingdom

15:00 - 15:15 IP448
Critical review
 Pradeep Bhandari, United Kingdom

15:15 - 15:30
Panel discussion
 Pradeep Bhandari, United Kingdom
 Hashem B. El-Serag, United States
 Janusz Jankowski, United Kingdom
 Manon C.W. Spaander, Netherlands

Posters in the Spotlight

14:00 - 15:30 E-Poster Terminal 2
Functional upper GI disorders: Diagnosis and treatment
 Chairs: Chloé Melchior, France
 Javier San Martín, Uruguay

14:00 - 14:15 P1383
ADULT ABDOMINAL PAIN CAN BE PREDICTED FROM EARLY CHILDHOOD SYMPTOMS AND PSYCHOSOCIAL FACTORS
 Jones M.P.¹, Faresjö T.², Faresjö Å.², Beath A.P.³, Ludvigsson J.⁴

14:15 - 14:30 P1292
IW-3718, A NOVEL GASTRIC-RETENTIVE BILE ACID SEQUESTRANT, IMPROVES GERD SYMPTOMS IN PATIENTS WITH PERSISTENT GERD DESPITE ONGOING PPI TREATMENT - PHASE 2B STUDY RESULTS
 Fass R.¹, Vaezi M.F.², Vakil N.³, Hanlon J.⁴, Mittleman R.S.⁵, Hall M.⁵, Shao J.Z.⁵, Chen Y.⁴, Lane L.⁴, Gates A.M.⁴, Borgstein N.⁴, Currie M.G.⁵

14:30 - 14:45 P1253
RIKKUNSHITO INCREASED APPETITE THROUGH THE ACTIVATION OF VTA, REWARD CENTER IN BRAIN
Yamaguchi N.¹, Hori Y.¹, Hosomi E.¹, Harada Y.², Fujitsuka N.², Maezawa K.³, Ro S.⁴, Takayama K.⁵, Nagoshi S.⁶, Yakabi K.⁷

14:45 - 15:00 P1260
ENDOSCOPIC PYLOROMYOTOMY (G-POEM), EFFICACY EVALUATION AFTER ONE YEAR, IN REFRACTORY GASTROPARESIS: FRENCH MULTICENTRIC STUDY
Ragi O.¹, Jacques J.¹, Branche J.², Leblanc S.³, Vanbiervliet G.⁴, Legros R.⁵, Pioche M.⁶, Rivory J.⁷, Sanislas C.⁸, Vitton V.⁹, Barthet M.¹⁰, Gonzalez J.-M.¹¹

15:00 - 15:15 P1272
HIGH PREVALENCE OF SMALL INTESTINAL BACTERIAL OVERGROWTH AMONG FUNCTIONAL DYSPEPSIA PATIENTS
Tziatzios G.¹, Gkolfakis P.¹, Papanikolaou I.S.¹, Mathur R.², Pimentel M.², Giamarellos-Bourboulis E.J.³, Dimitriadis G.D.¹, Triantafyllou K.¹

15:15 - 15:30 P1369
BRAZILIAN MULTICENTER STUDY OF ENDOSCOPIC SLEEVE GASTROPLASTY WITH OVERSTITCH USE - INITIAL RESULTS
Sander B.¹, Santos Paiva D.¹, Sander M.¹, Scarparo J.², Matz F.³, Ramos F.³, Alberti L.⁴

Posters in the Spotlight

14:00 - 15:30 E-Poster Terminal 4
Endoscopy and endoscopists
 Chairs: Dirk Domagk, Germany
 Enrique Perez-Cuadrado-Robles, Belgium

14:00 - 14:15 P0931
ERGONOMIC INJURIES IN ENDOSCOPISTS AND THEIR RISK FACTORS
Kalwar H.A., Kamani L.

14:15 - 14:30 P0863
MUSCULOSKELETAL INJURY AMONG ENDOSCOPY PHYSICIANS, NURSES AND TECHNICIANS
Shah S.¹, Abid S.², Khan A.^{1,3}

14:30 - 14:45 P0887
AN INTERNATIONAL POLYPECTOMY PRACTICE SURVEY
Willems P.^{1,2}, Ditisheim S.^{1,3}, Orkut S.⁴, Pohl H.⁵, Barkun A.N.⁶, Faulques B.^{1,2}, Bouin M.^{1,2}, von Renteln D.^{1,2}

14:45 - 15:00 P0901
INTERMEDIATE RISK OF APPENDICITIS FOLLOWING FULL-THICKNESS RESECTION OF ADENOMAS ARISING FROM THE APPENDICEAL ORIFICE- A RETROSPECTIVE ANALYSIS
Walter B.¹, Wannhoff A.², Schmidbaur S.¹, Meier B.², Meining A.^{1,3}, Caca K.²

15:00 - 15:15 P0839
FINAL RESULTS OF A PROSPECTIVE STUDY COMPARING CONFOCAL LASER ENDOMICROSCOPY WITH STANDARD BIOPSIES IN THE ASSESSMENT OF PERSISTENT OR RECURRENT INTESTINAL METAPLASIA/NEOPLASIA AFTER ENDOSCOPIC TREATMENT OF BARRETT'S ESOPHAGUS RELATED NEOPLASIA
Krajcivova J.¹, Kollar M.², Maluskova J.², Vackova Z.¹, Spicak J.¹, Martinek J.¹

15:15 - 15:30 P0883
EFFECTIVENESS OF SUCTION VALVE BUTTON REMOVAL FOR POLYP FRAGMENTATION AND PATHOLOGICAL DIAGNOSIS IN EXTRACTING RESECTED COLON POLYPS ON THE BASIS OF PROPENSITY SCORE MATCHING ANALYSIS
Kishida Y., Hotta K., Imai K., Ito S., Yabuuchi Y., Yoshida M., Kawata N., Kakushima N., Takizawa K., Ishiwatari H., Matsubayashi H., Ono H.

Young GI Activity

14:00 - 15:30 Young GI Lounge
The "European Specialty Examination in Gastroenterology and Hepatology": Get ready!
 Chairs: Henriette Heinrich, Switzerland
 Radislav Nakov, Bulgaria

14:00 - 14:10 IP449
Introduction
 Henriette Heinrich, Switzerland
 Radislav Nakov, Bulgaria

14:10 - 14:20 IP450
What is the EBGH exam?
 Isabelle Cremers, Portugal

14:20 - 14:30 IP451
How to use UEG Education platform to prepare for the exam
 Charles Murray, United Kingdom

14:30 - 14:40 IP452
Tough but doable: A personal view on the exam
 Matea Majerovic, Croatia

14:40 - 14:50 IP453
How to succeed in the EBGH Exam: A survivor's guide
 Henriette Heinrich, Switzerland
 Radislav Nakov, Bulgaria

Young GI Activity

15:30 - 16:00 Young GI Lounge
EU funded Cooperation Networks in GI: How to get involved?
 Chairs: Luigi Ricciardiello, Italy

15:30 - 15:31 IP454
Announcement of the presentations
 Luigi Ricciardiello, Italy

15:31 - 15:36 IP455
Presentation of the COST Action "TRANSCOLONCAN"
 Sergi Castellvi-Bel, Spain

15:36 - 15:41 IP455
Presentation of the COST Action "European Cholangiocarcinoma Network"
 Vincenzo Cardinale, Italy

15:41 - 15:45
General questions relevant to both COST Actions

15:45 - 16:00
Exchanges in 2 groups with interested GI

Crash Course

16:00 - 17:30 Hall 6
Crash Course: Ileocecal Crohn's disease
 Chairs: Peter Bossuyt, Belgium
 Peter Irving, United Kingdom
 C. Janneke van der Woude, Netherlands



16:00 - 16:10 IP456
Stratifying patients
 Matthieu Allez, France

16:10 - 16:18
Interactive discussion

16:18 - 16:28 IP457
Firstline treatment: Medical
 Johan Burisch, Denmark

16:28 - 16:36
Interactive discussion

16:36 - 16:46 IP458
Firstline treatment: Surgery
 Christianne Johanna Buskens, Netherlands

16:46 - 16:54
Interactive discussion

16:54 - 17:04 IP459
Novel surgical strategies: To resect or not
 André D'Hoore, Belgium

17:04 - 17:12
Interactive discussion

17:12 - 17:22 IP460
Follow-up strategies
 Silvio Danese, Italy

17:22 - 17:30
Interactive discussion

Today's Science, Tomorrow's Medicine

16:00 - 17:30 A1
Antimicrobial resistance: The relevance to gut microbiome
 Chairs: Dirk Haller, Germany
 Georgina L. Hold, Australia



16:00 - 16:15 IP461
Gut bacterial resistance: Definition and clinical implications
 Eric G. Pamer, United States

16:15 - 16:22
Q&A

16:22 - 16:37 IP462
How does H.pylori eradication affect the gut microbiome?
 Lars Engstrand, Sweden

16:37 - 16:44
Q&A

16:44 - 16:59 IP463
Antibiotics in IBD: Friend or foe?
 Uri Gophna, Israel

16:59 - 17:06
Q&A

17:06 - 17:21 IP464
Phage therapy: An alternative to antibiotics
 Patricia Lepage, France

17:21 - 17:28
Q&A

Symposium

16:00 - 17:30 A2
Duodenal flat mucosa: Coeliac and beyond
 Chairs: Jorge Amil Dias, Portugal
 Julio Bai, Argentina



16:00 - 16:15 IP465
Seronegative celiac disease: A diagnostic challenge
 Giacomo Caio, Italy

16:15 - 16:22
Q&A

16:22 - 16:37 IP466
Global consensus on coeliac disease histology
 Kamran Rostami, New Zealand

16:37 - 16:44
Q&A

16:44 - 16:59 IP467
Autoimmune enteropathy
 Jean-Francois Fléjou, France

16:59 - 17:06
Q&A

17:06 - 17:18 OP244
USE OF MICRO-CT IMAGING OF INTESTINAL BIOPSIES TO IMPROVE THE DIAGNOSTICS OF CELIAC DISEASE ✨
 Virta J.¹, Lindfors K.¹, Tamminen I.¹, Kaukinen K.¹, Popp A.¹, Hiltunen P.², Hannula M.¹, Hyttinen J.¹, Kurppa K.³

17:18 - 17:30 OP245
DIAGNOSTIC ACCURACY OF THE COELIAC INTRAEPITHELIAL LYMPHOGRAM ASSESSED BY FLOW CYTOMETRY FOR COELIAC DISEASE (CD) DIAGNOSIS IN PATIENTS WITH SERONEGATIVE VILLOUS ATROPHY (SNVA)
 Fernández-Bañares E.^{1,2}, Crespo L.³, Núñez C.⁴, López Palacios N.⁵, Tristán E.¹, Vivas S.⁶, Farras Villalba S.⁷, Roy G.⁸, Esteve M.¹

Symposium

16:00 - 17:30 A3
East meets West
 Chairs: Paul Fockens, Netherlands
 Herbert Tilg, Austria



16:00 - 16:15 IP468
Advance endoscopy: Is special training required even for Japanese?
 Yutaka Saito, Japan

16:15 - 16:22
Q&A

16:22 - 16:37 IP469
Training programmes in US: Current perspectives
 Vivek Kaul, United States

16:37 - 16:44
Q&A

16:44 - 16:59 IP470
A "Western" perspective: En bloc is mandatory
 Thierry Ponchon, France

16:59 - 17:06
Q&A

17:06 - 17:21 IP471
An alternative "Eastern" perspective: EMR is enough
 Philip Wai Yan Chiu, Hong Kong, China (SAR)

17:21 - 17:28
Q&A

Abstract-based Session

16:00 - 17:30 B2
Trends in treatment and detection of upper GI bleeding
 Chairs: Jan Martinek, Czech Republic
 Balint Eross, Hungary

16:00 - 16:12 IP472
State-of-the-art introduction
 Balint Eross, Hungary

16:12 - 16:24 OP246
OUTCOMES OF UPPER GASTROINTESTINAL BLEEDING ARE SIMILAR BETWEEN DIRECT ORAL ANTICOAGULANTS AND VITAMIN K ANTAGONISTS: A SUB-GROUP ANALYSIS OF A FRENCH PROSPECTIVE MULTICENTER STUDY
Gouriou C.¹, Bouguen G.², Lahmek P.³, Pelaquier A.⁴, D'Hautefeuille G.⁵, Louvel D.⁶, Moussaoui M.R.⁷, Berger C.⁸, Vandamme H.⁹, Berete A.¹⁰, Arotcarena R.¹¹, Garioud A.¹², De Montigny-Lenhardt S.¹³, Bertolino J.-G.¹⁴, Cuillerier E.¹⁵, Pauwels A.¹⁶, Zanditenas D.¹⁷, Charpignon C.¹⁸, Thiebault Q.¹⁹, Combes R.²⁰, Aronel Y.²¹, Grimbert S.²², Le Guillou B.²³, Borel I.²⁴, Nahon S.²⁵, Quentin V.²⁶, ANGH for SANGHRIA Study Group

16:24 - 16:36 OP247
OUTCOMES ON THE USE OF HEMOSPRAY IN UPPER GASTROINTESTINAL BLEEDS SECONDARY TO TUMOURS: OUTCOMES FROM THE MULTICENTRE INTERNATIONAL HEMOSPRAY REGISTRY
Hussein M.^{1,2}, Alzoubaidi D.¹, Graham D.¹, Weaver M.³, Mullady D.³, Early D.³, Fernández-Sordo J.⁴, Ragunath K.⁴, Dunn J.⁵, Rey J.W.⁶, Hayee B.⁷, Moreea S.⁸, Anderson J.⁹, Boivineau G.¹⁰, Ochieng A.¹¹, Boger P.¹¹, Mainie I.¹², Murino A.¹³, Despott E.¹³, Goetz M.¹⁴, Bhandari P.¹⁵, Lovat L.², Coron E.¹⁰, Keisslich R.⁶, Haidry R.¹

16:36 - 16:48 OP248
NOVEL HEMOSTATIC ADHESIVE POWDER APPLICATION IN NONVARICEAL UPPER GASTROINTESTINAL BLEEDING
Park J.-S.¹, Lee D.-H.², Hong S.-J.³, Shin Y.-W.⁴, Kim H.-K.⁵, Kwon K.S.⁶, Lee E.⁷

16:48 - 17:00 OP249
RANDOMISED CONTROLLED TRIAL OF EARLY CAPSULE ENDOSCOPY VERSUS COLONOSCOPY FOLLOWING NEGATIVE GASTROSCOPY IN ACUTE GASTRO-INTESTINAL BLEEDING ✦
Ostrowski S.¹, Whitfield A.², Stevenson T.², Denniss A.¹, John S.¹

17:00 - 17:12 OP250
ARTIFICIAL INTELLIGENCE USING A CONVOLUTIONAL NEURAL NETWORK FOR AUTOMATIC DETECTION OF SMALL-BOWEL ANGIOECTASIA IN CAPSULE ENDOSCOPY IMAGES
Tsuboi A.¹, Oka S.¹, Aoyama K.², Saito H.³, Aoki T.⁴, Yamada A.⁴, Matsuda T.³, Fujishiro M.⁵, Ishihara S.^{6,7}, Nakahori M.³, Koike K.⁴, Tanaka S.¹, Tada T.^{2,6,7}

17:12 - 17:24 OP251
CLINICAL PERFORMANCE OF A NEW SOFTWARE TO AUTOMATICALLY DETECT ANGIOECTASIAS IN SMALL BOWEL CAPSULE ENDOSCOPY ✦
Costa D.^{1,2}, Vieira P.³, Pinto C.², Arroja B.¹, Leal T.¹, da Silva Mendes S.¹, Lima C.³, Gonçalves R.¹, Rolanda C.^{1,2}

Abstract-based Session

16:00 - 17:30 B3
Cirrhosis and liver cancer
 Chairs: Jean Charles Nault, France

16:00 - 16:12 IP473
State-of-the-art introduction
 Jean Charles Nault, France

16:12 - 16:24 OP252
LONG-TERM EVOLUTION OF HEPATOCELLULAR ADENOMAS AT MR IMAGING FOLLOW-UP
Vernuccio F.^{1,2}, Ronot M.³, Dioguardi Burgio M.³, Cauchy F.⁴, Dokmak S.⁵, Soubrane O.⁴, Valla D.-C.⁶, Zucman-Rossi J.⁷, Paradis V.⁸, Vilgrain V.³

16:24 - 16:36 OP253
HEPATOCTY-SPECIFIC DELETION OF MTOR ACCELERATES LIVER TUMOR GROWTH
Jiao L.¹, Walter J.¹, Kroh A.¹, Fragoulis A.², Eickhoff R.¹, Cramer T.^{1,3,4}

16:36 - 16:48 OP254
MIR-21 IS INCREASED IN EXPERIMENTAL AND HUMAN NASH-ASSOCIATED HCC, CONTRIBUTING TO HEPATOCARCINOGENESIS
Rodrigues P.M.¹, Afonso M.B.², Simão A.L.², Islam T.², Gaspar M.M.², O'Rourke C.J.³, Andersen J.B.³, Santos-Laso Á.⁴, Jimenez-Agüero R.⁴, Eizaguirre E.⁴, Bujanda L.⁴, Pareja M.J.⁵, Banales J.M.^{4,6,7}, Rodrigues C.M.P.², Castro R.E.²

16:48 - 17:00 OP255
GENOME-WIDE ASSOCIATION STUDY OF LIVER CORRECTED T1 MAGNETIC RESONANCE IMAGING IDENTIFIES A MISSENSE VARIANT IN SLC39A8 AND YIELDS NEW INSIGHTS INTO MECHANISMS UNDERLYING LIVER INFLAMMATION AND FIBROSIS
Parisinos C.¹, Wilman H.R.², Thomas E.L.², Hemingway H.¹, Yaghootkar H.³, Banerjee R.⁴

17:00 - 17:12 OP256
VOLUMETRIC-CT ASSESSMENT OF SARCOPENIA IN LIVER TRANSPLANT RECIPIENTS
 Marrone G.^{1,2}, Barbieri P.^{1,2}, Biolato M.^{1,2}, Liguori A.^{1,2}, Agnes S.^{1,2}, Cina A.^{1,2}, Gasbarrini A.^{1,2}, Grieco A.^{1,2}

17:12 - 17:24 OP257
LIVER DISORDER DUE TO PD-1 INHIBITORS IN THE CLINICAL SETTING
 Okuyama S., Takasu A., Oguri N., Honda H., Okamoto T., Shiratori Y., Ikeya T., Takagi K., Nakamura K., Fukuda K.

Abstract-based Session

16:00 - 17:30 B5
Intestinal epithelium in health and disease
 Chairs: Timon Adolph, Austria

16:00 - 16:12 IP474
State-of-the-art introduction
 Timon Adolph, Austria

16:12 - 16:24 OP258
DUODENAL MUCOSAL RESURFACING (DMR) COMBINED WITH GLP-1-RA MAY ELIMINATE INSULIN THERAPY AND IMPROVE METABOLIC HEALTH IN TYPE 2 DIABETES
 Van Baar A.C.G.¹, Meiring S.¹, Smeele P.¹, Vriend T.², Holleman F.³, Soeters M.R.³, Tijssen J.G.P.⁴, Nieuwdorp M.⁵, Bergman J.J.G.H.M.¹

16:24 - 16:36 OP259
DECREASED INTESTINAL ACETYLCHOLINESTERASE IN PATIENTS WITH DIABETES: AN IN VIVO STUDY WITH 11C-DONEPEZIL PET/CT
 Klinge M.¹, Borghammer P.², Lund S.³, Fedorova T.², Knudsen K.², Haase A.-M.¹, Krogh K.⁴

16:36 - 16:48 OP260
MEMBRANE MUCIN MUC17 IS A NOVEL INTESTINAL BARRIER COMPONENT REGULATED BY BACTERIAL SIGNALS
 Layunta E., Jäverfelt S., Dolan B., Pelaseyed T.

16:48 - 17:00 OP261
XBP1 GOVERNS ENDOPLASMIC RETICULUM STRESS DRIVEN STING SIGNALING IN THE INTESTINAL EPITHELIUM
 Wottawa F.¹, Stengel S.², Kakavand N.¹, Ito G.³, Windross S.⁴, Paludan S.⁴, Blumberg R.S.⁵, Schreiber S.⁶, Aden K.⁷, Rosenstiel P.⁸

17:00 - 17:12 OP262
HYPERSENSITIVITY TO OXIDATIVE LYSOSOME DAMAGE CAUSES DEATH OF ENTEROCYTES IN MICROVILLUS INCLUSION DISEASE
 Leng C.¹, W. Overeem A.¹, Carton-Garcia F.², Klappe K.¹, Cui Y.¹, Gabius H.-J.³, S. Zuhorn I.¹, Arango D.², van Ijzendoorn S.⁴

17:12 - 17:24 OP263
NEW AND SIMPLE DIAGNOSTIC TEST FOR INCREASED INTESTINAL PERMEABILITY BASED ON PLATELET COUNT
 Lopez M.^{1,2}, Nowak G.³

Therapy Update

16:00 - 17:30 C1
Therapy update: Achalasia
 Chairs: Arjan Bredenoord, Netherlands
 Jutta Keller, Germany



16:00 - 16:15 IP475
Pathophysiology
 Guy E. Boeckxstaens, Belgium

16:15 - 16:22
Q&A

16:22 - 16:37 IP476
Management of treatment naïve disease
 Frank Zerbib, France

16:37 - 16:44
Q&A

16:44 - 16:59 IP477
Recurrent disease
 Haruhiro Inoue, Japan

16:59 - 17:06
Q&A

17:06 - 17:21 IP478
End-stage disease and complications
 Renato Salvador, Italy

17:21 - 17:28
Q&A

Abstract-based Session

16:00 - 17:30 C2
Improving colorectal cancer screening
 Chairs: Miguel Areia, Portugal
 Paraskevas Gkolfakis, Greece

16:00 - 16:12 IP479
State-of-the-art introduction
 Paraskevas Gkolfakis, Greece

16:12 - 16:24 OP264
ADENOMA DETECTION RATE IN ASYMPTOMATIC FECAL IMMUNOCHEMICAL TEST POSITIVE COHORTS: A SYSTEMATIC REVIEW AND META-ANALYSIS
 Mohan B.¹, Chandramohan D.², Trakaroo S.³, Khan S.¹, Chandan S.⁴, Garg R.⁵, Shakhathreh M.⁶, Ponnada S.⁷, Asokkumar R.⁸

16:24 - 16:36 OP265
THE PREDICTIVE EFFECT OF A HIGH-QUALITY SINGLE NEGATIVE SCREENING COLONOSCOPY IN INDIVIDUALS WITH FAMILY HISTORY OF COLORECTAL CANCER EXCEEDS 10 YEARS ✦
 Pilonis N.¹, Franczyk R.², Wieszczy P.³, Didkowska J.⁴, Wojciechowska U.⁴, Piseria M.⁵, Rupinski M.⁶, Bugajski M.⁷, Regula J.⁸, Kaminski M.F.⁹

16:36 - 16:48 OP266
SHOULD ADENOMA DETECTION RATES BE AGE BASED?
 Savers R.¹, Choon X.Y.¹, Selby I.¹, McNair A.²

16:48 - 17:00 OP267
EFFICACY AND TOLERABILITY OF SINGLE DOSE VS. SPLIT DOSE POLYETHYLENE GLYCOL FOR COLONIC PREPARATION IN CHILDREN: A RANDOMIZED CONTROL STUDY ✦
 Tripathi P.R., Poddar U., Yachha S.K., Sen Sarma M., Srivastava A.

17:00 - 17:12 OP268
WATER EXCHANGE (WE) SIGNIFICANTLY INCREASES DETECTION RATE OF SESSILE SERRATED POLYPS COMPARED WITH AIR (AI) OR CARBON DIOXIDE (CO₂) INSUFFLATION - POOLED DATA ANALYSIS OF THREE RANDOMIZED CONTROLLED TRIALS
 Leung F.¹, Leung J.², IWATERS, International Water Aided Techniques in Endoscopy (Education) and Research Society

17:12 - 17:24 OP269
FACTORS ASSOCIATED WITH MECHANICAL AND SYSTEMIC ADVERSE EVENTS AFTER COLONOSCOPY (FRANCE, 2010-2015)
 Laanani M.¹, Weill A.¹, Blotiere P.O.¹, Pouchot J.², Carbonnel F.³, Coste J.⁴

Symposium

16:00 - 17:30 C3
Tools to imaging the lower GI tract: What to use and when?
 Chairs: Alison Corr, United Kingdom
 Michael Schumann, Germany



16:00 - 16:10 IP480
MRI and/or CT
 Stuart Taylor, United Kingdom

16:10 - 16:20 IP481
Endoscopy
 Evelien Dekker, Netherlands

16:20 - 16:30 IP482
Capsule
 Marco Pennazio, Italy

16:30 - 16:40 IP483
Future? New devices
 Nadir Arber, Israel

16:40 - 16:50 IP484
It does not stop: A tricky case of lower GI bleeding case
 Monika Maria Widlak, United Kingdom

16:50 - 17:00 IP485
Suspicious activity in the intestine: Solve the puzzle! case
 Andrew Plumb, United Kingdom

17:00 - 17:30
Panel discussion

Abstract-based Session

16:00 - 17:30 E1
New ways to predict response in IBD
 Chairs: Shomron Ben-Horin, Israel
 Dana Duricova, Czech Republic

16:00 - 16:12 IP486
State-of-the-art introduction
 Shomron Ben-Horin, Israel

16:12 - 16:24 OP270
EARLY DYNAMICS OF PERIPHERAL BLOOD GENE EXPRESSION AND DNA METHYLATION PREDICT RESPONSE TO ANTI-TNFA THERAPY IN A PROSPECTIVE MULTI-OMICS ANALYSIS IN IBD PATIENTS
 Mishra N.¹, Aden K.², Blase J.I.¹, Conrad C.³, Nikolaus S.⁴, Rey G.⁵, Dermitzakis M.⁵, Schreiber S.⁶, Rosenstiel P.¹

16:24 - 16:36 OP271
TERMINAL ILEUM THICKNESS IS A PREDICTIVE MARKER FOR INFLIXIMAB THERAPY IN CROHN'S DISEASE
 Alshesh A.¹, Ungar B.², Ben-Horin S.³, Eliakim A.⁴, Kopylov U.⁵, Carter D.^{6,7}

16:36 - 16:48 OP272
TRANSMURAL HEALING ASSESSED USING MRI IS ASSOCIATED WITH BETTER OUTCOMES AND IS A POTENTIAL THERAPEUTIC TARGET IN PATIENTS WITH CROHN'S DISEASE
 Buisson A.¹, Vignette J.², Bommelaer G.², Pereira B.², Hordonneau C.²

16:48 - 17:00 OP273
MOLECULAR TRAJECTORIES OF REMISSION IN BIOLOGICS THERAPY OF IBD: PRIVATE DRUG SPECIFIC-SIGNATURES VS. COMMON TRANSCRIPT MODULES
 P. Bernardes J.¹, Aden K.², Conrad C.³, Mishra N.¹, Nikolaus S.⁴, Rosenstiel P.⁵, Schreiber S.⁶

17:00 - 17:12 OP274
INTEGRIN EXPRESSION CHANGES ON THE T CELL SUBSETS INFLUENCE THE RESPONSE TO VEDOLIZUMAB IN INFLAMMATORY BOWEL DISEASE PATIENTS
 De Galan C.^{1,2}, Van Welden S.^{1,2}, Bos S.^{1,2}, Tavernier S.^{2,3}, Lobaton Ortega T.^{1,4}, Gonzales G.^{1,2}, Van Moerkercke W.⁵, Strubbe B.⁶, Peeters H.⁶, Macken E.⁷, De Vos M.¹, Laukens D.^{1,2}, Hindryckx P.^{1,4}

17:12 - 17:24 OP275
GUT MICROBIAL METABOLIC FUNCTIONS ARE ASSOCIATED WITH ANTI-TNF EFFICACY IN IBD PATIENTS
 Aden K.¹, Rehman A.², Waschina S.³, Walker A.⁴, Nunez A.², Zimmermann J.⁵, Franke A.⁶, Nikolaus S.⁷, Vandeputte D.⁸, Raes J.⁹, Schmitt-Kopplin P.¹⁰, Kaleta C.³, Schreiber S.¹¹, Rosenstiel P.¹²

Translational / Basic Science

16:00 - 17:30 E2
Novel imaging techniques in liver disease
 Chairs: Laurent Castera, France
 Helena Cortez-Pinto, Portugal



16:00 - 16:15 IP487
Liver disease staging: Novel tools
 Laurent Castera, France

16:15 - 16:22
Q&A

16:22 - 16:37 IP488
MRI in NAFLD / NASH
 Michael Pavlides, United Kingdom

16:37 - 16:44
Q&A

16:44 - 16:59 IP489
MRI in HCC
 Ahmed Ba-Ssalamah, Austria

16:59 - 17:06
Q&A

17:06 - 17:21 IP490
Future directions
 Ahmed Ba-Ssalamah, Austria

17:21 - 17:28
Q&A

Symposium

16:00 - 17:30 F1
From guidelines to clinical practice: Oesophageal malignant strictures
 Chairs: Jeanin E. van Hooft, Netherlands
 Manon C.W. Spaander, Netherlands



IP491
Introduction into UEG Standards & Guidelines activities
 Giovanni Marchegiani, Italy

16:00 - 16:15 IP492
Endoscopic approach
 Peter D. Siersema, Netherlands

16:15 - 16:22
Q&A

Tandem Talks

16:22 - 16:30 IP493
Curative strategy: Neo adjuvant
 Anna Dorothea Wagner, Switzerland

16:30 - 16:38 IP494
Curative strategy: Surgical approach
 Bas P.L. Wijnhoven, Netherlands

16:38 - 16:44
Q&A

16:44 - 16:59 IP495
Palliative chemotherapy
 Florian Lordick, Germany

16:59 - 17:06
Q&A

17:06 - 17:21 IP496
Nutritional support
 Stéphane Schneider, France

17:21 - 17:28
Q&A

Symposium

16:00 - 17:30 F2
New frontiers in pancreatic neoplasias
 Chairs: Thomas M. Gress, Germany
 Vinciane Rebours, France



16:00 - 16:15 IP497
Screening for PDAC: Opportunity or myth?
 Marco J. Bruno, Netherlands

16:15 - 16:22
Q&A

16:22 - 16:37 IP498
Medical treatment for PDAC: Is it time for personalisation?
 Corinne Bousquet, France

16:37 - 16:44
Q&A

16:44 - 16:59 IP499
Pancreatic neuroendocrine neoplasias: Observe, ablate or resect?
 Thomas M. Gress, Germany

16:59 - 17:06
Q&A

17:06 - 17:18 OP276
AGE, OVERWEIGHT AND INITIAL CYST SIZE ARE ASSOCIATED WITH THE RISK OF PROGRESSION OF BD-IPMN UNDERGOING FOLLOW-UP
 Capurso G.¹, Traini M.², Zerboni G.³, Zaccari P.², Vanella G.⁴, Pessarelli T.⁵, Belfiori G.⁶, Crippa S.⁷, Petrone M.C.⁸, Falconi M.⁹, Arcidiacono P.G.¹⁰

17:18 - 17:30 OP277
OXALIPLATIN AND 5-FLUOROURACIL (FOLFOX) IN ADVANCED WELL-DIFFERENTIATED DIGESTIVE NEUROENDOCRINE TUMORS: A MULTICENTER NATIONAL RETROSPECTIVE STUDY FROM THE FRENCH GROUP OF ENDOCRINE TUMORS (GTE)
 Girot P.¹, Baudin E.², Senellart H.³, Bouarioua N.⁴, Hentic-Dhomé O.⁵, Guimbaud R.⁶, Walter T.⁷, Ferru A.⁸, Roquin G.⁹, Cadiot G.¹⁰, Pracht M.¹¹, Girot J.-B.⁹, Malka D.¹², Ducreux M.¹³, Hadoux J.¹², Matysiak Budnik T.¹⁴, Touchefeu Y.¹⁵, French Group of Endocrine Tumors (GTE)

Symposium

16:00 - 17:30 F3
Bile duct stone management
 Chairs: Torsten Beyna, Germany
 Andrea Tringali, Italy



16:00 - 16:15 IP500
The ABC of uncomplicated biliary stone management
 Aron Vincze, Hungary

16:15 - 16:22
Q&A

16:22 - 16:37 IP501
Advanced endoscopic management of difficult stones
 Andrea Tringali, Italy

16:37 - 16:44
Q&A

16:44 - 16:56 OP278
ENDOSCOPIC MANAGEMENT OF DIFFICULT BILE DUCT STONES: RESULTS OF A RANDOMIZED TRIAL
Bang J.Y., Navaneethan U., Hasan M., Hawes R., Varadarajulu S.

16:56 - 17:08 OP279
EUS-DIRECTED TRANSGASTRIC ERCP (EDGE) VS LAPAROSCOPIC ASSISTED ERCP (LA-ERCP) VS ENTEROSCOPY ASSISTED ERCP (E-ERCP): A SINGLE CENTER EXPERIENCE
 Mohy-ud-din N.¹, Carleton N.², Syed A.³, Antoury C.², Kulkarni A.², Farah K.², Dhawan M.², Thakkar S.⁴, Kochhar G.⁵

17:08 - 17:23 IP502
Managing bile duct stones in patients with altered anatomy
 Tom Moreels, Belgium

17:23 - 17:30
 Q&A

Abstract-based Session

16:00 - 17:30 Barcelona
Risk assessment, diagnosis and management in colon cancer
 Chairs: Thomas Wirth, Germany
 Milica Stojkovic Lalosevic, Serbia

16:00 - 16:12 IP503
State-of-the-art introduction
 Thomas Wirth, Germany

16:12 - 16:24 OP280
EUS-GUIDED PORTAL VENOUS BLOOD ACQUISITION FOR CIRCULATING TUMOUR CELLS IN PATIENTS WITH COLORECTAL CANCER ✨
Chan J.H.Y.¹, Wong C.S.C.², Ng S.S.M.³, Mak T.¹, Wong E.Y.K.⁴, Chan C.M.³, Teoh A.¹

16:24 - 16:36 OP281
CLINICAL IMPORTANCE OF COLONOSCOPY IN PATIENTS WITH EARLY GASTRIC CANCER TREATED BY ENDOSCOPIC SUBMUCOSAL DISSECTION (COMPARISON WITH PATIENTS WITH POSITIVE FECAL IMMUNOCHEMICAL TEST RESULTS)
Yamaguchi Y., Ebi M., Tashiro T., Yamamoto K., Ozeki T., Sugiyama T., Adachi K., Hijikata Y., Ogasawara N., Funaki Y., Sasaki M., Kasugai K.

16:36 - 16:48 OP282
BACTERIAL ALTERATIONS IN POST-CHOLECYSTECTOMY PATIENTS ARE ASSOCIATED WITH COLORECTAL CANCER
Ren X.^{1,2}, Xu J.^{1,3,4}, Zhang Y.^{1,3}, Zhang Y.^{2,5}, Chen G.^{1,3}, Huang Q.^{1,3}, Liu Y.^{1,3}

16:48 - 17:00 OP283
COLORECTAL CANCER DRIVES LOSS OF SIRP ALPHA AND INCREASED CD103 ON LAMINA PROPRIA DENDRITIC CELLS IN MACROSCOPICALLY HEALTHY COLONIC MUCOSA: A PATHWAY FOR IMMUNE EVASION?
Pring E.^{1,2}, Durant L.³, Noble A.³, Gould L.⁴, Fletcher J.⁴, Dilke S.³, Malietzis G.⁵, Athanasiou T.^{2,6}, Jenkins J.T.⁷, Knight S.C.⁸

17:00 - 17:12 OP285
IS DECOMPRESSING STOMA BETTER THAN STENT AS BRIDGE TO SURGERY FOR LEFT-SIDED OBSTRUCTIVE COLON CANCER? A NATIONWIDE, PROPENSITY-SCORE MATCHED ANALYSIS
Veld J.¹, Amelung F.², Borstlap W.¹, van Halsema E.¹, Consten E.², Siersema P.³, ter Borg F.⁴, van der Zaag E.⁵, de Wilt H.³, Fockens P.¹, Bemelman W.¹, van Hooft J.E.¹, Tanis P.¹

Abstracts on Fire

16:00 - 17:30 Hotspot
HPB on fire
 Chairs: Peter Hegyi, Hungary
 Pilar Acedo, United Kingdom

16:00 - 16:10 OP286
DEVELOPMENT AND VALIDATION OF A PATIENT REPORTED OUTCOME MEASUREMENT IN ACUTE PANCREATITIS: THE PAN-PROMISE STUDY
de-Madaria E.¹, Sánchez-Marin C.¹, Carrillo I.², Chooklin S.³, Mejuto R.⁴, Mauriz V.⁴, Márta K.⁵, Hegyi P.⁶, Barbu S.⁷, Lauret-Braña E.⁸, Gomes A.P.⁹, Martins R.⁹, Lourenço L.C.⁹, Nunes V.⁹, Matia R.⁹, Ruiz-Rebollo L.¹⁰, Garcia-Rayado G.¹¹, Lozada-Hernández E.E.¹², Pereira J.A.¹³, Negroi I.¹⁴, Espina S.¹⁵, Bernal V.¹⁵, Bajador-Andreu E.¹⁵, Kamal A.¹⁶, Hollenbach M.¹⁷, Litvin A.¹⁸, Marra-Lopez Valenciano C.¹⁹, Bolado F.¹⁹, Vargas R.D.²⁰, Czako L.²¹, Gasiorowska A.²², Fraile-González M.²³, Abando-Zurimendi A.²³, Cheon Y.K.²⁴, Triantafyllou K.²⁵, Gatos C.²⁵, Romero-Mosquera B.²⁶, Rodríguez-Oballe J.A.²⁷, Miguel-Salas I.²⁷, Pascual-Moreno I.²⁸, Singh V.K.¹⁶, Mira J.J.²

16:10 - 16:20 OP287
PRELIMINARY DATA OF THE PINEAPPLE-P STUDY: 30-80% OF ACUTE PEDIATRIC PANCREATITIS IS NOT DIAGNOSED DUE TO THE LOW AWARENESS ✨
Mosztbacher D.^{1,2}, Parniczky A.^{2,3}, Juhász M.F.², Tél B.¹, Erős A.¹, Nagy A.⁴, Tokodi I.⁵, Kaán K.¹, Horváth E.¹, Ila V.⁶, Tóth A.⁷, Demcsák A.^{7,8}, Kadenczki O.⁹, Ocskay K.², Dohos D.², Szentesi A.^{2,10}, Hegyi P.^{2,10}, Hungarian Pancreatic Study Group

16:20 - 16:30 OP288
THE ROLE OF HBSAG LEVELS IN THE οOUTCOMES OF NON-CIRRHOTIC PATIENTS WITH HBEAG-NEGATIVE CHRONIC HEPATITIS B WHO DISCONTINUE LONG-TERM ANTIVIRAL THERAPY
Papatheodoridi M.¹, Hadziyannis E.², Orfanidou A.³, Zachou K.⁴, Kourikou A.⁵, Tzakou A.⁶, Manolakopoulos S.⁷, Dalekos G.⁸, Hadziyannis S.⁶, Papatheodoridis G.⁹

16:30 - 16:40 OP289
SIMULTANEOUS BARIATRIC SURGERY AND LIVER TRANSPLANT ASSOCIATED WITH WORSE OUTCOMES
Kroner P.T.¹, Wijarnpreecha K.², Hoogenboom S.², Taner B.³, Croome K.³, Harnois D.⁴, Pungpapong S.⁵

16:40 - 16:50 OP290
ITALIAN MULTICENTRIC SURVEY ON DAILY PRACTICE FOR AUTOIMMUNE PANCREATITIS: CLINICAL PRESENTATION, DIAGNOSIS, TREATMENT AND EVOLUTION TOWARD PANCREATIC INSUFFICIENCY
 Barresi L.¹, Tacelli M.^{1,2}, Crinò S.F.³, Attili F.⁴, Petrone M.C.⁵, De Nucci G.⁶, Carrara S.⁷, Manfredi G.⁸, Capurso G.^{5,9}, De Angelis C.¹⁰, Crocellà L.¹¹, Fantin A.¹², Dore M.F.¹³, Garribba A.T.¹⁴, Tarantino I.¹, De Pretis N.³, Pagliari D.¹⁵, Rossi G.⁵, Manes G.⁶, Preatoni P.¹⁶, Barbuscio I.^{17,18}, Tuzzolino F.¹⁹, Traina M.¹, Frulloni L.³, Costamagna G.^{4,20}, Arcidiacono P.G.⁵, Buscarini E.⁸, Pezzilli R.²¹

16:50 - 17:00 OP291
PRECISION ONCOLOGY IN PANCREATOBILIARY CANCERS: A LONGITUDINAL STUDY ✦
 Sadaps M., Estfan B., Khorana A., Sohal D.

17:00 - 17:10 OP292
CANCER RISK IN PRIMARY SCLEROSING CHOLANGITIS ✦
 Lundberg Båve A.¹, Bergquist A.², von Seth E.², Bottai M.³, Nordenvall C.⁴

17:10 - 17:20 OP293
THE DIAGNOSTIC YIELD OF MAPPING BIOPSY AND ITS IMPACT ON SURGICAL CURABILITY IN EXTRAHEPATIC CHOLANGIOCARCINOMA
 Takahara N.¹, Nakai Y.², Suzuki Y.¹, Inokuma A.¹, Oyama H.¹, Kanai S.¹, Suzuki T.¹, Sato T.¹, Hakuta R.², Ishigaki K.¹, Saito K.¹, Saito T.¹, Hamada T.¹, Mizuno S.¹, Kogure H.¹, Tada M.¹, Koike K.¹

17:20 - 17:30 OP294
13 YEARS OF PROSPECTIVE PANCREATIC CANCER SURVEILLANCE: RESULTS OF THE DUTCH NATIONWIDE PROGRAM IN HIGH-RISK INDIVIDUALS
 Overbeek K.A.¹, Levink I.J.M.¹, Konings I.C.A.W.¹, Harinck F.², Koopmann B.¹, Ausems M.G.E.³, Wagner A.⁴, Fockens P.⁵, Groot Koerkamp B.⁶, Besselink M.G.H.⁷, van der Vlugt M.⁵, Vleggaar F.P.⁸, Poley J.W.⁴, Cahen D.L.¹, van Hooft J.E.⁵, Bruno M.J.⁹, The Dutch Familial Pancreatic Cancer Surveillance Study Group

Poster Session

16:00 - 17:30 E-Poster Terminal 2
Exemplary Clinical Cases III
 Chairs: Philip Woodland, United Kingdom

16:00 - 16:10 CC093
A FEARED COMPLICATION OF AN INTRAGASTRIC BALLOON HYPERINSUFFLATION
 Costa Silva M.A.¹, Gomes S.², Galvão Neto M.D.P.³, Grecco E.⁴, Souza T.F.⁵, Santos A.L.⁶, Costa-Moreira P.M.⁷, Quadros L.G.³, Macedo G.⁶

16:10 - 16:20 CC094
SEVERE PROTEIN LOSING ENTEROPATHY AND CMV DUODENITIS IN AN IMMUNOCOMPETENT MALE
 Hai F.¹, Nhu Q.M.², Konijeti G.G.²

16:20 - 16:30 CC095
SMALL INTESTINE OBSTRUCTION CAUSED BY ENDOMETRIOSIS - AN UNCOMMON COMPLICATION
 Šarnelyte J.^{1,2}, Stankevičiūtė L.^{1,2}, Savlan I.^{1,2}, Valantinas J.^{1,2}

16:30 - 16:40 CC096
MIMICKER OF GASTROINTESTINAL LYMPHOMA IN A CHILD - BASIDIOMYCOSES
 Ravindranath A.¹, Sen Sarma M.¹, Pai G.¹, Yachha S.K.¹, Srivastava A.¹, Aggarwal V.², Lal R.³, Prasad P.², Poddar U.¹

16:40 - 16:50 CC097
COWDEN SYNDROME. A RARE CAUSE OF GASTRIC POLYPOSIS
 Moralejo Lozano O., Poves Francés C., Mañas Gallardo N., Aparicio Cabezudo M., Colmenares Bulgheroni M., Barrajon Masa A., Rey Díaz-Rubio E.

16:50 - 17:00 CC098
USE OF ENDOFLIP TO EVALUATE THE PYLORUS IN GASTROPARESIS OF UNDETERMINED ETIOLOGY
 Lalehzari M., Ryabtsev R., Masoud A., Sanchez M.

17:00 - 17:10 CC099
A CASE OF POST-POEM DEHISCENCE TREATED WITH A FULLY-COVERED METAL STENT
 Flor de Lima M., Nunes N., Chálim Rebelo C., Santos V., Rego A.C., Pereira J.R., Paz N., Duarte M.A.

17:10 - 17:20 CC100
REFRACTORY EOSINOPHILIC ESOPHAGITIS: WHEN TO RECONSIDER THE DIAGNOSIS?
 Llerena Castro R.¹, Torres I.D.², Barba Orozco E.³, Zucchiati A.², Dot Bach J.⁴, Masachs M.⁴, Castro S.⁵, Guagnozzi D.¹

17:20 - 17:30 CC101
THE BLACK OESOPHAGUS, AN UNEXPECTED HIDDEN MENACE IN DIABETIC KETOACIDOSIS - LESSONS FROM TWO CASES
 Leventi E.^{1,2}, Aksan A.^{2,3}, Dignass A.⁴, Stein J.^{2,5}, Farrag K.^{2,5}

Scientific Programme by Day

Wednesday, October 23, 2019

Crash Course

08:30 - 10:00 Hall 6
Crash Course: Complications after oesophago-gastric surgery: What to do?
 Chairs: Bas P.L. Wijnhoven, Netherlands
 Mark Ivo van Berge Henegouwen, Netherlands
 Andrea Tringali, Italy



08:30 - 08:36 IP504

Initial assessment

Sheraz Markar, United Kingdom

08:36 - 08:48

Interactive discussion

08:48 - 08:54 IP505

Surgical management

Suzanne S. Gisbertz, Netherlands

08:54 - 09:06

Interactive discussion

09:06 - 09:12 IP506

Endoscopic clipping is still an option

Alexander Meining, Germany

09:12 - 09:24

Interactive discussion

09:24 - 09:30 IP507

When stenting is enough

Susana Mão Ferro, Portugal

09:30 - 09:42

Interactive discussion

09:42 - 09:48 IP508

Sponge and stitching

Philip Wai Yan Chiu, Hong Kong, China (SAR)

09:48 - 10:00

Interactive discussion

Abstract-based Session

08:30 - 10:00 A1

What's hot in cold snaring

Chairs: Monika Ferlitsch, Austria
 David James Tate, Belgium

08:30 - 08:42 IP509

State-of-the-art introduction

David James Tate, Belgium

08:42 - 08:54 OP295

REAL TIME DIAGNOSTIC ACCURACY OF BLUE LIGHT IMAGING WITH MAGNIFICATION (BLI) IN THE CHARACTERISATION OF SESSILE SERRATED POLYPS (SSPS) AND ADVANCED HISTOLOGY WITHIN COLO-RECTAL POLYPS

John S.¹, Ostrowski S.¹, Neumann H.^{2,3}

08:54 - 09:06 OP296

CONTINUOUS ANTICOAGULATION AND COLD SNARE POLYPECTOMY VERSUS HEPARIN BRIDGING AND HOT SNARE POLYPECTOMY IN PATIENTS ON ANTICOAGULANTS WITH

SUBCENTIMETER POLYPS: A RANDOMIZED CONTROLLED TRIAL

Yamada S.¹, Mabe K.², Shimodate Y.³, Shinji Y.⁴, Iwatate M.⁵, Kawamura T.⁶, Hotta K.⁷, Nagaiki K.⁸, Ikezawa T.⁹, Yanai H.¹⁰, T. T.¹⁰, Komeda Y.¹¹, Asai S.¹², Abe Y.¹³, Akamatsu T.¹⁴, Sakakibara Y.¹⁵, Ikehara H.¹⁶, Kinjo Y.¹⁷, Ohta T.¹⁸, Kitamura Y.¹⁹, Shono T.²⁰, Inoue T.²¹, Ohda Y.²², Kobayashi N.²³, Tanuma T.²⁴, Sato R.²⁵, Sakamoto T.²⁶, Harada N.²⁷, Chino A.²⁸, Ishikawa

H.²⁹, Nojima M.³⁰, Uraoka T.³¹, Takeuchi Y.³², Madowazu Study Group

09:06 - 09:18 OP297

THE SAFETY OF COLD SNARE POLYPECTOMY FOR PATIENTS ON ANTITHROMBOTIC THERAPY

Kimoto Y.¹, Ohata K.², Matsuhashi N.¹

09:18 - 09:30 OP298

INCOMPLETE RESECTION OF 4-20MM COLORECTAL POLYPS WHEN USING COLD SNARE POLYPECTOMY

von Renteln D.¹, Benard F.², Camara R.², Barkun A.³, Bouin M.², Bouchard S.⁴, Deslandres É.², Faulques B.⁵, Panzini B.², Weber A.², Sidani S.⁶, Leduc R.², Pohl H.⁷

09:30 - 09:42 OP299

CLINICAL IMPORTANCE OF COLD POLYPECTOMY DURING INSERTION PHASE IN LEFT SIDE COLON AND RECTUM: A MULTI-CENTRE RANDOMISED CONTROLLED TRIAL (PRESECT STUDY)

Teramoto A.¹, Aoyama N.², Ebisutani C.³, Matsumoto T.⁴, Machida H.⁵, Yoshida S.⁶, Uchima N.⁷, Utsumi T.⁸, Tochio T.⁹, Hirata D.¹, Iwatate M.¹, Hattori S.¹, Fujita M.¹, Sano W.¹, Sano Y.¹

09:42 - 09:54 OP300

COLD SNARE POLYPECTOMY VS HOT SNARE POLYPECTOMY VS (APC) FOR SMALL(5-9MM) LEFT-SIDED COLORECTAL POLYPS: A PROSPECTIVE RANDOMIZED TRIAL

Varytimiadis L.¹, Viazis N.², Kyriakopoulos G.³, Argyarakos T.³, Papanikolaou I.S.⁴, Tribonias G.⁵, Pontas C.⁶, Papastergiou V.⁷, Arkadopoulos N.⁸, Smyrniotis V.⁸, Mantzaris G.⁹

Symposium

08:30 - 10:00 A3

Food and functional symptoms

Chairs: Guy E. Boeckstaens, Belgium
Sibylle Koletzko, Germany



08:30 - 08:50 IP510

Wheat sensitivity

Detlef Schuppan, Germany

08:50 - 08:58

Q&A

08:58 - 09:18 IP511

Fodmaps

Rotem Sigall Boneh, Israel

09:18 - 09:26

Q&A

09:26 - 09:46 IP513

Food additives

Tamar Pfeffer Gik, Israel

09:46 - 09:54

Q&A

Abstract-based Session

08:30 - 10:00 B2

What causes (recurrent) acute pancreatitis?

Chairs: Andrea Parniczky, Hungary
Vinciane Rebours, France

08:30 - 08:42 IP514
State-of-the-art introduction
 Andrea Parniczky, Hungary

08:42 - 08:54 OP301
ETIOLOGY OF CHRONIC PANCREATITIS IN CHILDREN - ANALYSIS OF 423 CASES
 Oracz G., Kolodziejczyk E., Mianowska A., Rakowska M., Kierkuś J.

08:54 - 09:06 OP302
METABOLIC SYNDROME FACTORS WORSEN THE OUTCOME OF ACUTE PANCREATITIS
 Szentesi A.^{1,2}, Parniczky A.^{1,3}, Vincze Á.⁴, Bajor J.⁴, Gódi S.⁵, Sarlós P.⁴, Gede N.¹, Izbéki F.⁶, Halász A.⁶, Márta K.¹, Dobszai D.¹, Török I.⁷, Papp M.⁸, Varga M.⁹, Hamvas J.⁸, Illés D.², Czako L.², Kúí B.², Takács T.¹⁰, Hegyi P.^{1,2,11}

09:06 - 09:18 OP303
QUANTIFYING THE RISK OF DRUG INDUCED PANCREATITIS WITH ACE INHIBITORS AND STATINS USING A LARGE ELECTRONIC MEDICAL RECORD PLATFORM
 Sandhu D.¹, Twohig P.², Thakkar S.³, Dulai P.⁴, Gardner T.⁵, Kochhar G.⁶

09:18 - 09:30 OP304
DEVELOPMENT OF A MODEL TO DETERMINE THE RISK OF RECURRENCE OF ACUTE BILIARY PANCREATITIS BEFORE CHOLECYSTECTOMY: A MULTICENTRE, RETROSPECTIVE COHORT STUDY
 de la Iglesia-García D.^{1,2}, Martínez-Moneo E.³, Mejuto-Fernández R.^{1,2}, Gendive-Martin N.³, Mauriz-Barreiro V.^{1,2}, Santamaria-Vicario I.³, Calviño-Suárez C.^{1,2}, Sanfelix-Carrasco M.³, Monteserin-Ron L.^{1,2}, Roa-Esparza I.³, Lariño-Noia J.^{1,2}, Iglesias-García J.^{1,2}, Dominguez-Muñoz J.E.^{1,2}

09:30 - 09:42 OP305
INVESTIGATING THE EARLY PHASE OF CHRONIC PANCREATITIS: THE GOULASHPLUS TRIAL PROTOCOL AND THE RESULTS OF THE FIRST 14 MONTH
 Kató D.¹, Mikó A.¹, Lillik V.¹, Erőss B.¹, Sarlós P.², Hegyi P.J.¹, Pécsi D.¹, Márta K.¹, Vincze Á.², Bódis B.², Nemes O.², Faluhegyi N.³, Farkas O.³, Szentesi A.^{1,4}, Sahin-Tóth M.⁵, M. Lerch M.⁶, P. Neoptolemos J.⁷, Petersen O.H.⁸, Hegyi P.^{1,9,10}, on Behalf of the Hungarian Pancreatic Study Group

09:42 - 09:54 OP306
ACUTE PANCREATITIS AND MUCIN PHENOTYPE OF INTRADUCTAL PAPILLARY MUCINOUS NEOPLASM OF PANCREAS
 Tanaka T.¹, Masuda A.², Yamada Y.¹, Ikegawa T.³, Kobayashi T.⁴, Sakai A.⁵, Shiomi H.⁵, Kodama Y.³

Abstract-based Session

08:30 - 10:00 B3
From bench to bedside in pancreatic cancer
 Chairs: Alexander Kleger, Germany
 Kasper Overbeek, Netherlands

08:30 - 08:42 IP515
State-of-the-art introduction
 Alexander Kleger, Germany

08:42 - 08:54 OP307
A MULTI-INSTITUTIONAL STUDY ASSESSING PREVALENCE OF DELETERIOUS GERMLINE MUTATIONS IN PANCREATIC CANCER
 Sadaps M.¹, Funchain P.², Heald B.², Huether R.³, Pitt J.³, White K.³, Khorana A.², Sohal D.²

08:54 - 09:06 OP308
GENE CO-EXPRESSION NETWORK ANALYSIS OF PRECURSOR LESIONS IN FAMILIAL PANCREATIC CANCER
 Tan M.^{1,2}, Schaffalitzky de Muckadell O.B.^{1,2}, Joergensen M.T.^{1,2}

09:06 - 09:18 OP309
GASTROKINE 1 AND 2 IN PANCREATIC CARCINOGENESIS: ONE FAMILY WITH TWO DISTINCT ROLES?
 Steiner S.¹, Reding T.¹, Lenggenhager D.², Stopic M.¹, Healy M.E.², Gupta A.¹, Wanner-Seleznik G.¹, Graf R.¹

09:18 - 09:30 OP310
HOW DOES INTESTINAL TYPE INTRADUCTAL PAPILLARY MUCINOUS NEOPLASM EMERGE?
 Omori Y.¹, Ono Y.², Kobayashi T.¹, Motoi F.³, Unno M.³, Mizukami Y.⁴, Makino N.⁵, Ueno Y.⁵, Furukawa T.¹

09:30 - 09:42 OP311
DISCOVERY OF GASTROKINES IN EARLY PANCREATIC CANCER PRECURSORS AND THEIR POTENTIAL UTILITY AS A BIOMARKER
 Wanner-Seleznik G.M.¹, Reding T.¹, Steiner S.¹, Lenggenhager D.², Eshmuminov D.¹, Heidenblut A.³, Grossmann J.⁴, Trachsel C.⁴, Jabbar K.S.⁵, Hahn S.³, Gupta A.¹, Graf R.¹

09:42 - 09:54 OP312
PANCREATIC CANCER CELLS ACCESS NERVES VIA TGFβ1-MEDIATED TRANSDIFFERENTIATION OF PERINEURAL EPITHELIAL CELLS INTO MESENCHYMAL-LIKE CELLS
 Demir I.E.¹, Bourquain U.¹, Teller S.², Krohmer E.³, Saur D.⁴, Friess H.⁵, Ceyhan G.O.⁶

Symposium

08:30 - 10:00 C1
Quality in ERCP and EUS: Who should stop and who can continue?
 Chairs: Raf Bisschops, Belgium
 Dirk Domagk, Germany



08:30 - 08:45 IP516
Introduction on the QIC project: Where are we now after publication of performance measures
 Raf Bisschops, Belgium

08:45 - 09:00 IP517
Why should we measure quality in ERCP and who can do it?
 Marco J. Bruno, Netherlands

09:00 - 09:15 IP518
ERCP and EUS: Should the future interventional endoscopists be trained in both?
 Gavin Johnson, United Kingdom

09:15 - 09:30 IP519
How to measure your ERCP/service : ESGE/UEG quality indicators for ERCP and EUS
 Dirk Domagk, Germany

09:30 - 10:00

Panel discussion

Symposium

08:30 - 10:00

C2

Iatrogenic functional disorders

Chairs: C Prakash Gyawali, United States
Adam Donald Farmer, United Kingdom

08:30 - 08:45

IP520

The effects of opiates on the digestive tract

Maura Corsetti, United Kingdom

08:45 - 08:52

Q&A

08:52 - 09:07

IP521

Excess vomiting: Do not forget the cannabinoid syndrome

Ans Pauwels, Belgium

09:07 - 09:14

Q&A

09:14 - 09:29

IP522

Post surgery vagal injury

Salvatore Tolone, Italy

09:29 - 09:36

Q&A

09:36 - 09:51

IP523

What about the paediatrics?

Nikhil Thapar, United Kingdom

09:51 - 09:58

Q&A

Abstract-based Session

08:30 - 10:00

E1

Towards early diagnosis of gastric cancer

Chairs: Mitsuhiro Fujishiro, Japan
Chella Van der Post, Netherlands

08:30 - 08:42

IP524

State-of-the-art introduction

Mitsuhiro Fujishiro, Japan

08:42 - 08:54

OP313

COMPREHENSIVE BIOINFORMATIC ANALYSIS OF ABERRANTLY EXPRESSED PROFILES OF MIRNAS AND LNCRNAs WITH THE ASSOCIATED CERNA NETWORK IN GASTRIC CANCER

Zhou X.

09:06 - 09:18

OP315

DETECTION OF GASTRIC CANCER USING A SERUM MICRORNA ASSAY

So B.Y.J.^{1,2,3}, Zhou L.⁴, Zhou R.⁴, Zhu F.⁵, Koh C.J.⁶, Rha S.Y.⁷, Chung H.C.⁷, Rao J.⁸, Chia C.-K.⁹, Tsao K.K.S.⁹, Shabbir A.¹, Yong W.P.^{3,10}, Too H.P.^{11,12}, Yeoh K.G.^{3,5,6}

09:18 - 09:30

OP316

CELL-FREE DNA AMOUNT AND MUTATION PROFILE ANALYSIS FOR GASTRIC CANCER PATIENTS ✦

Streleckiene G.¹, Forster M.², Arstikyte J.³, Kupcinskas J.⁴, Kupcinskas L.⁵, Skieceviciene J.¹

09:30 - 09:42

OP317

ENDOSCOPIC THREE CATEGORICAL DIAGNOSIS OF HELICOBACTER PYLORI INFECTION USING LINKED COLOR IMAGING AND DEEP LEARNING: A SINGLE-CENTER PROSPECTIVE STUDY

Nakashima H.¹, Kawahira H.², Kawachi H.³, Sakaki N.¹

09:42 - 09:54

OP318

EFFICACY OF LINKED COLOR IMAGING IN SCREENING INTESTINAL METAPLASIA AND EARLY GASTRIC CANCER: A MULTICENTER RANDOMIZED CONTROL CLINICAL TRIAL

Liu Y.¹, Sun X.¹, Min M.²

Translational / Basic Science

08:30 - 10:00

E2

Biomarkers for drug-induced liver injury

Chairs: Alessio Aghemo, Italy
Stuart Taylor, United Kingdom

08:30 - 08:45

IP525

Role of genetics

John Dillon, United Kingdom

08:45 - 08:52

Q&A

08:52 - 09:07

IP526

Rising Star: Targeting senescence improves outcome in paracetamol induced liver injury ✦

Thomas Bird, United Kingdom

09:07 - 09:14

Q&A

09:14 - 09:29

IP527

Rising Star: Innate immune regulators in liver disease ✦

María Jesús Perugorria, Spain

09:29 - 09:36

Q&A

09:36 - 09:51

IP528

Clinical implications

Raul Andrade, Spain

09:51 - 09:58

Q&A

Symposium

08:30 - 10:00

F1

Cholestatic liver diseases

Chairs: Ahmed Ba-Ssalamah, Austria
Frederik Nevens, Belgium

08:30 - 08:45 IP529
Primary biliary cholangitis (PBC) from diagnosis to treatment
 Ana Lleo de Nalda, Italy

08:45 - 08:52
Q&A

08:52 - 09:07 IP530
Management of difficult patients with primary biliary cholangitis (PBC)
 Frederik Nevens, Belgium

09:07 - 09:14
Q&A

09:14 - 09:29 IP531
Primary sclerosing cholangitis (PSC) from diagnosis to treatment
 Annika Bergquist, Sweden

09:29 - 09:36
Q&A

09:36 - 09:51 IP532
Novelties in the treatment of primary sclerosing cholangitis (PSC)
 Michael Trauner, Austria

09:51 - 09:58
Q&A

Advances in Clinical GI & Hepatology

08:30 - 10:00 F2
Neuroendocrine neoplasia
 Chairs: Christos Toumpanakis, United Kingdom
 Thomas Wirth, Germany



08:30 - 08:45 IP533
Updates of pathological classification of NET
 Aurel Perren, Switzerland

08:45 - 08:52
Q&A

08:52 - 09:07 IP534
Advances in molecular classification
 Aldo Scarpa, Italy

09:07 - 09:14
Q&A

09:14 - 09:29 IP535
What is the optimal imaging for diagnosis of NET?
 Anders Sundin, Sweden

09:29 - 09:36
Q&A

09:36 - 09:51 IP536
Treatment strategies for metastatic NET
 Marianne Pavel, Germany

09:51 - 09:58
Q&A

Abstract-based Session

08:30 - 10:00 Barcelona
Biomarker-based classification of IBD
 Chairs: Joana Torres, Portugal
 Pia Munkholm, Denmark

08:30 - 08:42 OP319
POLYGENIC RISK SCORES IDENTIFY GENETIC AETIOLOGY OF INFLAMMATORY BOWEL DISEASE PHENOTYPES BEYOND KNOWN DISEASE SUSCEPTIBILITY LOCI
 Voskuil M.^{1,2}, Spekhorst L.¹, van der Sloot K.¹, Dijkstra G.¹, van der Woude C.J.³, Hoentjen F.⁴, Pierik M.⁵, van der Meulen A.⁶, de Boer N.⁷, Löwenberg M.⁸, Oldenburg B.⁹, Festen E.^{1,2}, Weersma R.¹

08:42 - 08:54 OP320
GENOME-WIDE ANALYSES IDENTIFY NOVEL GENETIC VARIANTS THAT INTERACT WITH TOBACCO SMOKE AND AFFECT RISK FOR DEVELOPMENT OF INFLAMMATORY BOWEL DISEASE
 Visser F.C.W., Voskuil M., Bourgonje A.R., Li Y., Weersma R.K., Festen E.A.M.

08:54 - 09:06 OP321
INTEGRATION OF WHOLE-EXOME SEQUENCING, GENOME WIDE GENOTYPING AND RNA SEQUENCING OF INTESTINAL BIOPSIES IN INFLAMMATORY BOWEL DISEASE IDENTIFIES INFLAMMATION-DEPENDENT EFFECTS
 Hu S.¹, Uniken Venema W.T.C.¹, Westra H.J.¹, Voskuil M.D.¹, Vich Vila A.¹, Li Y.¹, Ruggero B.¹, Daly M.J.², Xavier R.J.³, Dijkstra G.¹, Festen E.A.M.¹, Weersma R.K.¹

09:06 - 09:18 OP322
MICROBIOME AND FECAL BIOMARKERS CAN DIAGNOSE AND CLASSIFY INFLAMMATORY BOWEL DISEASE
 Gacesa R.^{1,2}, Vich Vila A.^{1,2}, Collij V.^{1,2}, Imhann F.^{1,2}, Wijmenga C.², Jonkers D.M.A.E.⁽³⁾, Kurilshikov A.², Fu J.², Zhernakova A.², Weersma R.²

09:18 - 09:30 OP323
USEFULNESS OF ACP 353 (ANTI-CROHN'S DISEASE PEPTIDE 353) AS A NEW BIOMARKER IN THE DIAGNOSIS OF INFLAMMATORY BOWEL DISEASE: A MULTICENTER STUDY
 Yoshioka S.¹, Mitsuyama K.², Hirai F.³, Esaki M.⁴, Araki T.⁵, Morita M.⁵, Yoshimura T.⁵, Mori A.⁵, Yamauchi R.⁶, Kuwaki K.⁵, Torimura T.¹

09:30 - 09:42 OP324
MYENTERIC PLEXITIS AND POST-OPERATIVE RECURRENCE IN CROHN'S DISEASE: THE ROLE OF ENTERIC GLIAL CELLS AND INTER-CELLULAR ADHESION MOLECULE-1
 Le Berre C.¹, Pabois J.², Durand T.², Durieu E.², Rolli-Derkinderen M.², Bossard C.³, Podevin J.³, Neunlist M.⁴, Neveu I.², Naveilhan P.², Bourreille A.⁵

Symposium

08:30 - 10:00 Hotspot
Hotspot Symposium: Tips and tricks on endoscopic biopsies
 Chairs: Mario Dinis-Ribeiro, Portugal



08:30 - 08:33 IP538
Introduction
 Mario Dinis-Ribeiro, Portugal

08:33 - 08:38 IP539

Where and how to biopsy?
Yutaka Saito, Japan

08:38 - 08:53

Panel discussion

08:53 - 08:58 IP540

Biopsies and antithrombotics/anticoagulants: Safe or unsafe?
Rui Pedro Bastos, Portugal

08:58 - 09:13

Panel discussion

09:13 - 09:18 IP541

How many is enough?
Cord Langner, Austria

09:18 - 09:33

Panel discussion

09:33 - 09:38 IP542

What to do when biopsies fail?
Andrzej Bielasiak, Poland

09:38 - 09:53

Panel discussion

09:53 - 09:56 IP543

Conclusion
Mario Dinis-Ribeiro, Portugal**Posters in the Spotlight**

08:30 - 10:00 E-Poster Terminal 2

Hepato-pancreatic and biliary posters in the spotlight III
Chairs: Wafaa Khannoussi, Morocco

08:30 - 08:45 P1458

PREDICTION OF THE PROGNOSIS OF ADVANCED HEPATOCELLULAR CARCINOMA PATIENTS BY HTERT PROMOTER MUTATION IN CIRCULATING TUMOR DNA
Hirai M., Kinugasa H., Nouse K., Terasawa H., Yamamoto S., Oyama A., Adachi T., Wada N., Sakata M., Yasunaka T., Onishi H., Shiraha H., Takaki A., Okada H.

08:45 - 09:00 P1462

C60 FULLERENE: ANTIFIBROTIC, ANTITUMOR AND ANTIMETASTATIC NANOTHERAPEUTIC FOR HEPATOCELLULAR CARCINOMA TREATMENT
Kuznietsova H.¹, Dziubenko N.¹, Herheliuk T.^{1,2}, Hurmach V.¹, Lynchak O.³, Prylutskyy Y.¹, Ritter U.⁴

09:00 - 09:15 P1464

VALUE OF SERUM ENDOCAN IN PREDICTION OF POST-ABLATION RECURRENCE OF HEPATITIS C RELATED HEPATOCELLULAR CARCINOMA
El-Sadek H.¹, Fawzy E.¹, Saber S.², Hassaneen A.³

09:15 - 09:30 P1505

DECIPHERING THE ROLE OF RINT-1 IN REGULATING PANCREATIC DUCTAL ADENOCARCINOMA (PDAC) HOMEOSTASIS
Arnold F.¹, Frappart P.², Seufferlein T.², Kleger A.²

09:30 - 09:45 P1446

SERUM AND BILIARY PROTEOMICS AS SURROGATE MARKERS FOR DISEASE PROGRESSION AND RISK FOR BILIARY NEOPLASIA IN PRIMARY SCLEROSING CHOLANGITIS
Färkkilä M.A.¹, Saraswat M.², Tohmola T.², Joenväärä S.², Tenca A.³, Arola J.⁴, Renkonen R.⁵

09:45 - 10:00 P1496

IGG4-RELATED DISEASE RESPONDER INDEX BUT NOT SERUM IGG4 CORRELATES WITH DISEASE ACTIVITY AND THE RISK OF 1 YEAR RELAPSE IN TYPE 1 AUTOIMMUNE PANCREATITIS
Pin F.¹, De Marchi G.^{1,2}, Amodio A.^{1,2}, Brozzi L.^{1,3}, Vieceli F.¹, Campagnola P.^{1,4}, Crinò S.F.^{1,5}, Bernardoni L.^{1,6}, Gabbriellini A.^{1,2}, Ciccocioppo R.^{1,7}, Frulloni L.^{1,8}**Posters in the Spotlight**

08:30 - 10:00 E-Poster Terminal 4

Malignant and premalignant upper GI lesions
Chairs: Christian Gerges, Germany
Wladyslaw Januszewicz, United Kingdom

08:30 - 08:45 P2035

APPLICATION OF SCREENING AND SCORING SYSTEM FOR THE ANALYSIS OF A NEW TYPE OF GASTRIC CANCER
Jinyong H.¹, Ali R.W.¹, Xiaojun H.¹, Shanshan M.², Kai X.², Manan A.³, Akram M.A.³, Ahmad I.⁴, Yaoping Z.², Haiyan W.²

08:45 - 09:00 P1983

THE NATURAL HISTORY OF LOW-GRADE DYSPLASIA IN PATIENTS WITH BARRETT'S OESOPHAGUS: A TERTIARY CENTRE EXPERIENCE
Hussein M.^{1,2}, Sehgal V.¹, Magee C.³, Sami S.^{2,4}, Banks M.⁵, Sweis R.¹, Graham D.¹, Morris D.¹, Rodriguez M.¹, Jansen M.¹, Novelli M.¹, Lovat L.², Haidry R.^{1,2}

09:00 - 09:15 P1986

COLUMNAR EPITHELIUM MORPHOLOGY AFTER ESOPHAGECTOMY: CLINICAL INSIGHT INTO THE DEVELOPMENT OF BARRETT'S ESOPHAGUS
Iizuka T.¹, Ohkura Y.², Ueno M.²

09:15 - 09:30 P1999

LONG-TERM RESULTS OF ENDOSCOPIC TREATMENT VS. ESOPHAGECTOMY WITH LYMPHADENECTOMY IN PATIENTS WITH HIGH-RISK EARLY ESOPHAGEAL CANCER INCLUDING DETAILED ANALYSIS OF LYMPH NODE MICROMETASTASES
Ottavova K.^{1,2}, Kollar M.³, Krajciová J.¹, Sticova E.³, Maluskova J.³, Pazdro A.⁴, Harustiak T.⁴, Kodetova D.⁵, Vackova Z.¹, Spicak J.¹, Martinek J.¹

09:30 - 09:45 P2014

PRECEDING ENDOSCOPIC SUBMUCOSAL DISSECTION DOES NOT AFFECT FOR THE PROGNOSIS OF PATIENTS WITH GASTRIC CARCINOMA WITH SUBMUCOSAL DEEP INVASION AFTER ADDITIONAL SURGERY: A PROPENSITY SCORE-MATCHED ANALYSISKuroki K.¹, Oka S.², Tanaka S.³, Yorita N.¹, Hata K.¹, Kotachi T.¹, Ninomiya Y.¹, Boda T.¹, Ito M.², Arihiro K.⁴, Chayama K.²

09:45 - 10:00 P2060

AN EVALUATION OF THE RISKS AND BENEFITS OF BIOPSY OF THE PAPILLA IN PATIENTS WITH FAMILIAL ADENOMATOUS POLYPOSIS (FAP)
Mehta N.¹, Yoon J.², Shah R.², O'Malley M.¹, Laguardia L.¹, Mankaney G.¹, Bhatt A.¹, Burke C.¹

Poster Session

09:00 – 14:00

Poster Exhibition - Hall 7

Liver and Biliary III

P1387

IS ADIPONUTRIN STILL A FACTOR IN HCV? PNPLA3, STEATOSIS AND FIBROSIS PROGRESSION IN CHRONIC HEPATITIS C

Crisan D.¹, Grigorescu M.², Crisan N.³, Craciun R.C.⁴, Lupsor M.⁵, Radu C.-I.⁶, Grigorescu M.D.⁷, Suciu A.⁴, Epure F.⁸, Avram L.⁹, Leach N.¹⁰

P1388

NON-INVASIVE MARKERS OF LIVER FIBROSIS AND TRANSIENT ELASTOGRAPHY IN PATIENTS WITH NON-ALCOHOLIC STEATOHEPATITIS: WHICH FORMULA SHOULD WE USE TO MONITOR FIBROSIS?

Costa-Moreira P.¹, Andrade P.², Cardoso H.³, Marques M.⁴, Pereira P.R.⁵, Gaspar R.⁶, Liberal R.⁷, Coelho R.⁸, Lopes S.¹, Macedo G.¹

P1389

HEMATOLOGICAL SCALES - POTENTIAL NONINVASIVE TOOLS IN THE ASSESSMENT OF LIVER FIBROSIS IN ALCOHOLIC LIVER CIRRHOSIS AND NON-ALCOHOLIC FATTY LIVER DISEASE PATIENTS - A SINGLE-CENTER EXPERIENCE

Michalak A.¹, Guz M.², Kozicka J.¹, Cybulski M.², Kasztelan-Szczerbinska B.¹, Cichoż-Lach H.¹

P1390

LIVER MICRORNA-34A IS ACTIVATED IN MULTIPLE ANIMAL MODELS OF NAFLD AND CORRELATES WITH KEY DISEASE HALLMARKS IN HUMAN PATIENTS

Simão A.L.¹, Rodrigues P.M.², Afonso M.B.¹, Santos-Laso Á.², Jimenez-Agüero R.², Eizaguirre E.², Bujanda L.², Pareja M.J.³, Bañales J.M.², Rodrigues C.M.P.¹, Castro R.E.¹

P1391

ESTABLISHMENT OF A NOVEL DIETARY-INDUCED MOUSE MODEL SHOWING STEATOHEPATITIS WITH SEVERE FIBROSIS

Ichimura M., Ogawa H., Matsumoto M., Tsuneyama K.

P1392

IDENTIFICATION OF NOVEL MIRNAS ASSOCIATED WITH EXPERIMENTAL NAFLD PATHOGENESIS

Islam T.¹, Simão A.¹, Afonso M.¹, Rodrigues P.¹, Gama-Carvalho M.², Rodrigues C.M.¹, Castro R.E.¹

P1393

IL-2, IL-15 AND STEM CELL FACTOR ENHANCE CYTOTOXICITY OF CD3+CD56+CD16+ NK CELLS AGAINST HUMAN HEPATOCELLULAR CARCINOMA CELL LINES

Luo Y.¹, Chen H.^{1,2}, Zhou W.^{1,3}, Sha W.^{1,4}

P1394

GYNECOLOGICAL HISTORY AND PREGNANCY OUTCOMES IN WILSON'S DISEASE PATIENTS UNDER THERAPY - A BICENTRIC CONTROLLED STUDY

Roseira J.¹, Lopes R.², Silva M.J.³, Vieira A.M.⁴, Sampaio M.¹, Calinas F.³

P1395

WHY GASTROENTEROLOGISTS MUST LOOK FOR TYPE 2 DIABETIC PATIENTS?

Sporea I., Mare R.G.², Sirlu R.L.D.³, Popescu A.³, Silviu N.⁴, Sima A.⁵, Timar R.⁵

P1396

RELATIONSHIP BETWEEN COFFEE CONSUMPTION AND NONALCOHOLIC FATTY LIVER DISEASE

Mikolasevic I.¹, Domislovic V.², Krznaric Z.³, Skenderević N.⁴, Delija B.⁴, Stevanovic T.⁴, Mijic A.⁵, Iljadica D.⁶, Klapan M.⁴, Demaria M.⁴, Dujmović M.⁴, Jakopcic I.⁴, Milic S.⁴, Stimac D.⁷, Filipec Kanizaj T.⁸

P1397

GENDER BIAS IN POLYCYSTIC LIVER DISEASE: ESTRADIOL STIMULATES PROLIFERATION AND INFLUENCES ESTROGEN RECEPTOR EXPRESSION IN PRKCSH KNOCKOUT CHOLANGIOCYTES

Bernts L.H.P., van Bakel K., Sahin A., te Morsche R.H.M., Drenth J.P.H.

P1398

NONALCOHOLIC FATTY LIVER DISEASE (NAFLD) AND GASTROESOPHAGEAL REFLUX DISEASE

Mikolasevic I.¹, Domislovic V.², Krznaric Z.³, Skenderević N.⁴, Stevanovic T.⁴, Delija B.⁴, Mijic A.⁴, Demaria M.⁴, Iljadica D.⁴, Klapan M.⁴, Milic S.⁴, Filipec Kanizaj T.⁵

P1399

SIMPLE BIOLOGICAL SCORE FOR DIABETOLOGISTS TO IDENTIFY NAFLD PATIENTS WITH SIGNIFICANT FIBROSIS

Sporea I.¹, Mare R.-G.², Lupusoru R.², Silviu N.³, Sirlu R.L.D.², Popescu A.², Sima A.⁴, Timar R.⁴

P1400

ASSESSMENT OF NONALCOHOLIC FATTY LIVER DISEASE USING SERUM TOTAL CELL DEATH AND APOPTOSIS MARKERS - COMPARISON WITH THE LIVER BIOPSY

Mikolasevic I.¹, Domislovic V.², Krznaric Z.³, Jakopcic I.⁴, Delija B.⁴, Skenderević N.⁴, Mijic A.⁴, Stevanovic T.⁴, Klapan M.⁴, Aralica M.⁴, Bilic-Zulle L.⁴, Milic S.⁴, Stimac D.⁵, Filipec Kanizaj T.⁶

P1401

TREATMENT OF NONALCOHOLIC FATTY LIVER DISEASE WITH VITAMIN D: A DOUBLE- BLINDED, RANDOMIZED, PLACEBO-CONTROLLED PILOT STUDY

Mikolasevic I.¹, Domislovic V.², Lukenda Zanko V.³, Krznaric Z.⁴, Bokun T.⁵, Filipec Kanizaj T.⁶, Skenderević N.³, Kujundzic Dinjar P.³, Ostojic A.⁷, Milic S.³, Orlic L.³

P1402

TRANSIENT ELASTOGRAPHY IN THE PROSPECTIVE EVALUATION OF FATTY LIVER DISEASE

Mikolasevic I.¹, Domislovic V.², Lukenda Zanko V.³, Krznaric Z.⁴, Grgurevic I.⁵, Bokun T.⁶, Filipec Kanizaj T.⁷, Kujundzic Dinjar P.³, Ostojic A.⁸, Milic S.³, Orlic L.³

P1403

THE PSYCHOLOGICAL ASPECTS AND HEALTH-RELATED QUALITY OF LIFE IN OBESE PATIENTS WITH NON-ALCOHOLIC FATTY LIVER DISEASE WITH MILD FIBROSIS

Baka O.¹, Plehutsa O.¹, Kalashnikov O.¹, Skurat K.², Manzhali E.², Frankova I.³, Kosiukhno S.⁴, Potapov O.⁴, Perekhrestenko O.⁴, Mankovsky B.⁴, Todurov I.⁴

P1404

THE EFFECT OF SILYMARIN AND VITAMIN E IN THE TREATMENT OF NON-ALCOHOLIC FATTY LIVER DISEASE: A RANDOMIZED, DOUBLE-BLIND CLINICAL TRIAL

Akhondi-Meybodi M.¹, Baghbanian M.²

P1405

SYMPATHETIC OVERACTIVITY AND EARLY SODIUM RETENTION IN EXPERIMENTAL LIVER CIRRHOSIS: A ROLE FOR RENALASE
Sansoe G.¹, Aragno M.², Leone N.¹, Berrutti M.¹, Ayoubi M.¹, Castellino F.¹

P1406

BLUNTING OF ADRENERGIC FUNCTION HAS AQUARETIC EFFECTS IN EXPERIMENTAL ASCITIC CIRRHOSIS
Sansoe G.¹, Aragno M.², Leone N.¹, Ayoubi M.¹, Framarin L.¹, Castellino F.¹

P1407

REBALANCED HEMOSTASIS IN LIVER CIRRHOSIS
Pereira F., Azevedo R., Linhares M., Ramos D., Pinto J., Tristan J., Banhudo A.

P1408

CHANGES IN PLASMA CIRCULATING MICROVESICLES IN PATIENTS WITH HCV-RELATED CIRRHOSIS AFTER TREATMENT WITH DIRECT-ACTING ANTIVIRALS
 Zanetto A.¹, Campello E.², Radu C.M.², Bulato C.², Shalaby S.¹, Spiezia L.², Franceschet E.¹, Burra P.¹, Simioni P.², Russo F.P.¹

P1409

SPLEEN AND LIVER STIFFNESS COMBINED MODEL FOR PREDICTING ESOPHAGEAL VARICES IN PATIENTS WITH COMPENSATED LIVER CIRRHOSIS
 Fofiu R.¹, Sporea I.¹, Bende F.², Lupusoru R.¹, Foncea C.G.^{3,4}, Danila M.V.¹, Popescu A.⁵, Sirli R.L.D.⁵

P1410

SPLEEN STIFFNESS FOR THE NONINVASIVE PREDICTION OF PORTAL HYPERTENSION. COMPARISON BETWEEN THE PERFORMANCE OF POINT SHEAR WAVE ELASTOGRAPHY AND 2D-SHEAR WAVE ELASTOGRAPHY
 Fofiu R.¹, Sporea I.², Bende F.³, Lupusoru R.⁴, Foncea C.G.⁵, Danila M.V.⁶, Popescu A.⁷, Sirli R.L.D.⁸

P1411

IS SPLEEN STIFFNESS SUPERIOR TO LIVER STIFFNESS FOR PREDICTING PORTAL HYPERTENSION?
 Fofiu R.¹, Sporea I.¹, Bende F.², Foncea C.G.³, Danila M.V.¹, Sirli R.L.D.⁴, Popescu A.⁵

P1412

THROMBOTIC EVENTS IN PATIENTS WITH HEPATITIS C VIRUS LIVER CIRRHOSIS TREATED WITH DIRECT ACTING ANTIVIRALS AND SUSTAINED VIROLOGICAL RESPONSE - FACT OR NATURAL COURSE?
 Huiban L.^{1,2}, Stanciu C.^{1,3}, Muzica C.^{1,3}, Singeap A.M.^{1,3}, Girleanu I.^{1,3}, Petrea O.^{1,3}, Chiriac S.^{1,2}, Cuciureanu T.^{1,2}, Trifan A.-V.^{1,2}

P1413

SPONTANEOUS BACTERIAL PERITONITIS: WILL THE DIAGNOSTIC FOLLOW-UP PARACENTESIS BE ESSENTIAL IN APPROACHING THESE PATIENTS?
Santos A.L.^{1,2,3}, Coelho R.^{2,3,4}, Costa Silva M.A.^{2,3,5}, Cardoso H.^{2,3,6}, Macedo G.^{1,2,3}

P1414

TIMED UP AND GO TEST PREDICTS MORTALITY IN A COHORT OF COMPENSATED LIVER DISEASE
Ekerfors U.¹, Simrén M.^{2,3}, Marschall H.-U.⁴, Josefsson A.⁵

P1415

ANTICOAGULANT TREATMENT FOR CIRRHOTIC NON-MALIGNANT PORTAL VEIN THROMBOSIS - EFFICACY AND SAFETY
Girleanu I.¹, Trifan A.-V.², Teodorescu A.³, Salloum-Cojocariu E.-C.⁴, Singeap A.M.⁵, Oana Cristina S.¹, Huiban L.⁶, Stanciu C.¹

P1416

THE RISK OF VARICEAL BLEEDING AFTER STOPPING BETA BLOCKERS IN CIRRHOTIC PATIENTS WITH REFRACTORY ASCITES
Girleanu I.¹, Trifan A.-V.², Teodorescu A.³, Salloum-Cojocariu E.-C.⁴, Singeap A.M.⁵, Oana Cristina S.¹, Huiban L.⁶, Cuciureanu T.⁷, Stanciu C.¹

P1417

BAVENO CRITERIA SAFELY IDENTIFY PATIENTS WHO CAN AVOID VARICEAL SCREENING ENDOSCOPY: A DIAGNOSTIC TEST ACCURACY META-ANALYSIS
Szakács Z.¹, Erőss B.¹, Mátrai P.¹, Szabó I.², Pétervári E.¹, Bajor J.², Farkas N.³, Hegyi P.^{1,2,4}, Illés A.², Solymár M.¹, Balaskó M.¹, Sarlós P.², Soós A.¹, Szűcs Á.⁵, Zimmer J.², Vincze Á.², Pár G.²

P1418

THE ROLE OF LIVER AND SPLEEN STIFFNESS MEASUREMENT IN PREDICTING HEPATIC DECOMPENSATION AFTER HCV ERADICATION WITH DIRECT-ACTING ANTIVIRAL AGENTS THERAPY
 Dajti E.¹, Ravaioli F.², Colecchia A.³, Marasco G.⁴, Bacchi Reggiani M.L.¹, Colli A.⁵, Alemanni L.V.¹, Tamè M.¹, Brillanti S.⁶, Azzaroli F.⁷, Mazzella G.¹, Festi D.¹

P1419

ANTICOAGULATION AND LONG TERM PROGNOSIS IN PATIENTS WITH CIRRHOSIS AND PORTAL VEIN THROMBOSIS
Greere M.¹, Iacob M.S.², Ester C.-C.³, Pietroreanu C.⁴, Gheorghe L.S.⁵

P1421

NOVEL RISK SCORE FOR PREDICTION OF HEPATOCELLULAR CARCINOMA AFTER DIRECT ACTING ANTIVIRAL DRUGS
Akl M.¹, Kohla M.², Elsabaawy M.³, Allam M.¹, Helal A.⁴

P1422

NON-INVASIVE PREDICTION OF HIGH-RISK VARICES IN PATIENTS WITH PRIMARY BILIARY CHOLANGITIS BY TWO-DIMENSIONAL SHEAR WAVE ELASTOGRAPHY
Yan Y.¹, Xing X.¹, Yang J.¹, Yang L.²

P1423

FUNCTIONAL LIVER RESERVE - A PREDICTIVE FACTOR FOR PORTAL VEIN THROMBOSIS IN PATIENTS WITH LIVER CIRRHOSIS- A SINGLE CENTER EXPERIENCE
 Huiban L.^{1,2}, Stanciu C.¹, Muzica C.^{1,2}, Singeap A.M.^{1,2}, Girleanu I.^{1,2}, Petrea O.^{1,2}, Cuciureanu T.^{1,2}, Chiriac S.^{1,2}, Trifan A.-V.^{1,2}

P1424

EPIDEMIOLOGICAL PROFILE OF CIRRHOTIC PATIENTS WITH DIGESTIVE HEMORRHAGE
Martelli Glaza U.^{1,2}, Goginski J.^{1,2}, Rodrigues da Silva B.^{1,2}, Naufel Junior C.R.^{1,2}, Nisihara R.², Pires Smantotto A.¹, Ribeiro Girardello D.¹, Braghini M.^{1,2}, Wannlen Campos Silva Araujo K.^{1,2}, Schetz Zawierucha I.B.^{1,2}, Luna Peixoto I.¹, Zacachuka C.R.¹, Correia A.³

P1425

PREDICTIVE FACTORS FOR EARLY READMISSION AFTER RESOLUTION OF A FIRST BACTERIAL INFECTION IN CIRRHOTIC PATIENTSTrad N.¹, Issaoui D.², Kchir H.³, Sabrine S.⁴, Said Y.⁵, Ben Hassine H.³, Chaabouni H.³, Maamouri N.³

P1428

EVIDENCE-BASED PROTOCOL FOR DIAGNOSIS AND TREATMENT IS INDEPENDENTLY ASSOCIATED WITH LOWER MORTALITY IN PATIENTS WITH HEPATORENAL SYNDROMESoldera J.¹, Terres A.Z.¹, Balbinot R.S.¹, Muscope A.L.F.¹, Balensiefer J.I.¹, Mongen M.L.¹, Schena B.¹, Rost Jr. G.L.¹, Balbinot R.A.¹, Balbinot S.S.¹, Eberhardt L.Z.²

P1426

ASSESSMENT OF THE PROGNOSTIC IMPACT OF KIDNEY FAILURE ESTIMATED BY THE ROYAL FREE HOSPITAL CIRRHOSIS GLOMERULAR FILTRATION RATE (RFHCGFR) IN CASE OF VIRAL CIRRHOSIS CTrad N.¹, Issaoui D.², Kchir H.³, Sabrine S.⁴, Said Y.⁵, Ben Hassine H.³, Chaabouni H.³, Maamouri N.³

P1427

CIRRHOSIS ASSOCIATED WITH WORSE OUTCOMES IN PATIENTS UNDERGOING BARIATRIC SURGERYKroner P.T.¹, Wijarnpreecha K.², Hoogenboom S.², Taner B.³, Croome K.², Harnois D.², Pungpapong S.⁴

P1429

FACTORS ASSOCIATED WITH AN INCREASE OF LIVER STIFFNESS VALUES IN PATIENTS WITH HCV HEPATITIS WITH SUSTAINED VIROLOGIC RESPONSESirli R.L.D.¹, Lupusoru R.¹, Lazar A.¹, Cristina Florina A.², Popescu A.¹, Danila M.³, Sporea I.⁴

P1430

IMPACT OF GENETIC POLYMORPHISMS OF INTERLEUKIN 28B AND ICAM-1 ON RESPONSE TO DIRECT ANTIVIRAL TREATMENT AMONG CHRONIC HEPATITIS C EGYPTIAN PATIENTSElsheredy A.¹, Almaeen A.², Ghazy A.^{2,3}, Helaly G.¹, Amer I.⁴, Ghazy H.⁵, Hydara T.⁶

P1431

MINIMAL RISK OF HBV REACTIVATION IN RESOLVED HBV-INFECTED PATIENTS DURING IMMUNOSUPPRESSIVE THERAPYTokmak S.¹, Gümürdülü Y.²

P1432

NON INVASIVE ASSESSMENT OF PORTAL HYPERTENSION IN PATIENTS WITH ADVANCED FIBROSIS DUE TO HEPATITIS C AFTER TREATMENT WITH DIRECT ACTION ANTIVIRALSMoralejo Lozano O.¹, Maroto Castellanos M.¹, Suárez P.², Colmenares Bulgheroni M.¹, Barrajon Masa A.¹, Rey Díaz-Rubio E.¹

P1433

GLECAPREVIR/PIBRENTASVIR FOR CHRONIC HEPATITIS C IN LARGE REAL WORLD EXPERIENCE STUDYFlisiak R.¹, Zarebska-Michaluk D.², Janczewska E.³, Krygier R.⁴, Tomaszewicz K.⁵, Piekarska A.⁶, EpiTer-2

P1434

HCVKID-STUDY: COMPARISON FOR PREVALENCE OF EARLY RENAL FINDINGS AMONG HEPATITIS-C POSITIVE AND NEGATIVE POPULATIONS USING URINE AND PLASMA BIOMARKERSKaartinen K.¹, Vuoti S.², Honkanen E.¹, Färkkilä M.A.^{3,4}

P1435

DAPS SCORE: PREDICTIVE MODEL FOR SIGNIFICANT FIBROSIS IN IDAHSSundaram S., Darak H., Bhatia S.

P1436

USEFULNESS OF SHEAR WAVE ELASTOGRAPHY BEFORE AND AFTER DIRECT-ACTING ANTIVIRAL TREATMENT FOR HEPATITIS C VIRUSKasai A., Mawatari S., Taniyama O., Ijuin S., Sakae H., Tabu K., Oda K., Kumagai K., Ido A.

P1437

STUDY OF THE RESPONSE AND SAFETY OF DIRECT ACTING ANTIVIRAL COMBINATION THERAPY IN HEPATITIS C VIRUS-RELATED CHILD-B LIVER CIRRHOSISIbrahim Mohamed H.¹, Ahmed Sakr A.², Reda Mohamed M.³

P1438

THE EFFECT OF INTERFERON THERAPY ON NATURAL COURSE OF HEPATITIS DBakkaloglu O.¹, Yildirim O.², Karaca C.³

P1439

ADHERENCE TO TREATMENT AND THERAPEUTIC SUCCESS IN PEOPLE WHO INJECT DRUGS WITH HEPATIS C VIRUS INFECTION IN A TERTIARY CARE HEPATOLOGY CENTERBota S., Razpotnik M., Hucke F., Flatscher K., Peck-Radosavljevic M.

P1440

FREQUENCY OF HEPATOCELLULAR CARCINOMA IN HEPATITIS C PATIENTS TREATED WITH DIRECTLY ACTING ANTIVIRAL AGENTSBughio U.¹, Bhatti R.², Hassan A.², Memon M.S.², Jiskani S.A.², Iqbal J.¹, Abdul Hafeez S.², Aamir M.², Naz F.³, Kadir B.², Sheikh S.¹, Ali M.², Ali M.², Dars S.²

P1441

DO HLA-DP/DQ POLYMORPHISMS AND/OR SERUM IP-10 AFFECT RESPONSE TO DIRECT ANTIVIRAL DRUGS THERAPY AMONG HEPATITIS C EGYPTIAN PATIENTS?Hydara T.¹, Ghazy A.²

P1442

SAFETY AND EFFICACY OF SOFOSBUVIR BASED REGIMENS IN HEPATITIS C VIRUS RECURRENCE POST LIVER TRANSPLANTATIONAbbasy M.¹, Afifi M.¹, Zakareya T.¹, Abdelsameea E.¹, Al Haddad O.K.², Rewisha E.², Salman T.³

P1443

NUCLEOS(T)IDE ANALOGUES WITHDRAWAL IN AGHBE-NEGATIVE CHRONIC HEPATITIS B: EXPERIENCE OF 2 YEARS OF FOLLOW-UPS G.¹, Rocha M.², Gamelas V.³, Silva M.J.³, Calinas F.³

P1444

PERFORMANCE OF ABDOMINAL ULTRASOUND IN THE PREDICTION OF ESOPHAGEAL VARICESTrad N.¹, Sabrine S.², Issaoui D.³, Kchir H.⁴, Said Y.⁵, Hajer H.⁶, Chaabouni H.⁴, Maamouri N.⁴

P1445

ROLE OF RISK STRATIFICATION IN PRIMARY BILIARY CHOLANGITIS IN PREDICTING BIOCHEMICAL RESPONSE TO URSODESOXYCHOLIC ACIDAyari M., Ayadi S., Belhadjmabrouk E., Zaimi Y., Said Y., Mouelhi L., Debbeche R.

P1446

SERUM AND BILIARY PROTEOMICS AS SURROGATE MARKERS FOR DISEASE PROGRESSION AND RISK FOR BILIARY NEOPLASIA IN PRIMARY SCLEROSING CHOLANGITISFärkkilä M.A.¹, Saraswat M.², Tohmola T.², Joenväärä S.², Tenca A.³, Arola J.⁴, Renkonen R.⁵

P1448

PRIMARY BILIARY CHOLANGITIS AND AUTOIMMUNE MANIFESTATIONS : CLINICAL ASPECTS AND ROLE IN THE TREATMENT RESPONSEBelhadj Mabrouk E.¹, Ayadi S.², Ayari M.², Zaimi Y.³, Mouelhi L.⁴, Dabbeche R.⁵

P1449

EXOME-WIDE SEQUENCING STUDY OF PRIMARY SCLEROSING CHOLANGITIS - A TWO POPULATION STUDYKoskela J.^{1,2,3}, Voskuil M.⁴, Rivas M.⁵, Avila B.², Stevens C.², Ripatti S.⁶, Xavier R.⁷, Ananthakrishnan A.N.⁷, Sokol H.⁸, Weersma R.K.⁹, Daly M.², Färkkilä M.A.³

P1450

REAL WORLD EXPERIENCE WITH OBETICHOIC ACID IN PATIENTS WITH PRIMARY BILIARY CHOLANGITIS - MULTICENTRIC AUSTRIAN ANALYSISBotla S.¹, Thoma B.², Aigner E.³, Bodlaj G.⁴, Hametner S.⁵, Schleisichitz A.⁶, Auzinger C.⁷, Ferlitsch A.⁸, Zoller H.⁹, Putz-Bankuti C.¹⁰, Hucke F.¹, Schöfl R.⁵, Püspök A.⁶, Peck-Radosavljevic M.¹

P1451

RECURRENCE OF PRIMARY BILIARY CHOLANGITIS AFTER LIVER TRANSPLANTATION: A SINGLE CENTER EXPERIENCEDrastich P.¹, Bajer L.¹, Chmelova K.¹, Brezina J.¹, Macinga P.¹, Sticova E.², Trunecka P.¹, Taimr P.¹, Spicak J.¹

P1453

CHARACTERISTICS AND OUTCOME OF AUTOIMMUNE HEPATITIS-PRIMARY BILIARY CHOLANGITIS AND AUTOIMMUNE HEPATITIS-PRIMARY SCLEROSING CHOLANGITIS OVERLAP PATIENTS COMPARED TO AUTOIMMUNE HEPATITIS PATIENTSBiewenga M.¹, van der Berg A.P.², van Buuren H.R.³, van der Meer A.J.P.³, Van Nieuwkerk C.M.J.⁴, De Vos Tot Nederveen Cappel W.⁵, Brouwer J.⁶, Drenth J.P.H.⁷, van Hoek B.⁸

P1454

THE PROGNOSTIC FACTORS FOR PRIMARY SCLEROSING CHOLANGITIS, INCLUDING OXIDATIVE STRESS MARKERSOyama A.¹, Takaki A.², Adachi T.¹, Wada N.¹, Sakata M.¹, Yasunaka T.¹, Onishi H.¹, Shiraha H.¹, Okada H.¹

P1455

CLINICAL OVERLAP OF HEPATOBILIARY AND RHEUMATOLOGIC PATHOLOGY: A RETROSPECTIVE STUDY OF PRAVALENCESaraiva M.¹, Dias E.¹, Macedo G.²

P1456

TOTAL GLUCOSIDES OF PAEONY DECREASES APOPTOSIS OF HEPATOCYTES AND INHIBITS MATURATION OF DENDRITIC CELLS IN AUTOIMMUNE HEPATITISShen M.¹, Men R.¹, Fan X.¹, Wang T.¹, Huang C.¹, Wang H.², Yan Y.³, Ye T.¹, Luo X.², Yang J.⁴, Yang L.¹

P1457

DO NON-INVASIVE MARKERS OF FIBROSIS HAVE A PLACE IN THE EVALUATION OF FIBROSIS IN OVERLAP SYNDROME?Elleuch N.¹, Moalla M.², Hammami A.³, Amira H.¹, Ben Slama A.⁴, Jaziri H.¹, Brahem A.¹, Ajmi S.¹, Ksaa M.¹, Jmaa A.¹

P1458

PREDICTION OF THE PROGNOSIS OF ADVANCED HEPATOCELLULAR CARCINOMA PATIENTS BY HTRT PROMOTER MUTATION IN CIRCULATING TUMOR DNAHirai M., Kinugasa H., Nouse K., Terasawa H., Yamamoto S., Oyama A., Adachi T., Wada N., Sakata M., Yasunaka T., Onishi H., Shiraha H., Takaki A., Okada H.

P1459

EFFECT OF METFORMIN ON IGF-R-INDUCED APOPTOSIS AND PROLIFERATION IN LIVER CANCER CELLSJung J.H.¹, Lee J.²

P1462

C60 FULLERENE: ANTIFIBROTIC, ANTITUMOR AND ANTIMETASTATIC NANOTHERAPEUTIC FOR HEPATOCELLULAR CARCINOMA TREATMENTKuznetsova H.¹, Dziubenko N.¹, Herheliuk T.^{1,2}, Hurmach V.¹, Lynchak O.³, Prylutsky Y.¹, Ritter U.⁴

P1463

3-MERCAPTOPYRUVATE SULFURTRANSFERASE REPRESSES TUMOR PROGRESSION AND PREDICTS PROGNOSIS IN HEPATOCELLULAR CARCINOMALi M., Jin Q., Zhang J., Cen L., Yu C., Li Y.

P1464

VALUE OF SERUM ENDOCAN IN PREDICTION OF POST-ABLATION RECURRENCE OF HEPATITIS C RELATED HEPATOCELLULAR CARCINOMAEl-Sadek H.¹, Fawzy E.¹, Saber S.², Hassaneen A.³

P1465

SERUM SEROTONIN AS A POTENTIAL DIAGNOSTIC MARKER FOR HEPATOCELLULAR CARCINOMAAttalla M.A.A.¹, Mamdouh F.², Abdelaleem S.¹, Abdelaal A.², E. salem A.³, Rabiee A.³, Elsisy O.²

P1466

VASCULAR ENDOTHELIAL GROWTH FACTOR AS A PROGNOSTIC MARKER IN BOTH CONVENTIONAL AND DRUG ELUTING BEADS TRANSARTERIAL CHEMOEMBOLIZATION FOR UNRESECTABLE HEPATOCELLULAR CARCINOMAFarid K.¹, Elalfy H.¹, Abo El-Khair S.², Elgamal H.¹, Besheer T.¹, Elmokadem A.³, Shabana W.¹, Abed S.¹, Alegezy M.¹, Abd El-Khalek A.³, El-Morsy A.³, Negm A.⁴, Elsamanoudy A.², Amer T.³, El-Bendary M.¹

P1467

DEVELOPMENT OF A SCORING SYSTEM THAT OUTMATCH OTHER SPECIFIC SCORES IN TRANSARTERIAL CHEMOEMBOLIZATION FOR HEPATOCELLULAR CARCINOMA

Silva J.¹, Rodrigues-Pinto E.¹, Costa-Moreira P.², Dias E.¹, Cardoso H.³, Pereira P.R.⁴, Lopes S.⁵, Marques M.¹, Liberal R.⁶, Coelho R.⁷, Andrade P.⁸, Macedo G.¹

P1468

LIVER TRANSPLANTATION FOR HEPATOCELLULAR CARCINOMA IN PATIENTS OVER 65 YEARS OF AGE IN IRELAND: IS THIS THE BEST USE OF OUR GRAFTS?

Murphy A.¹, Bourke M.¹, O'Brien A.², Appel J.³, Houlihan D.D.¹

P1469

VALIDATION OF ALPHA FETO PROTEIN MODEL AS A PREDICTOR OF RESPONSE, RECURRENCE AND SURVIVAL IN EGYPTIAN PATIENTS WITH HEPATOCELLULAR CARCINOMA UNDERWENT TRANS ARTERIAL CHEMOEMBOLIZATION

Shaker M.K., Abdella H.M., Eltabbakh M., Abu Hashima M.A.

P1470

INCIDENCE OF CHOLANGIOCARCINOMA AND RISK FACTORS: AN ANALYSIS OF 403295 CONSECUTIVE PATIENTS

Cravioito V.¹, Lleo A.¹, Aloise M.², Ceriani R.², Colombo M.², Badalamenti S.², Torzilli G.¹, Voza A.², Aghemo A.³

P1471

THE IMPACT OF THERAPY OF HEPATITIS C WITH DIRECT ANTIVIRALS ON THE OCCURRENCE OF HEPATOCELLULAR CARCINOMA - A SINGLE CENTER EXPERIENCE

Muzica C.^{1,2}, Stanciu C.², Huiiban L.^{1,2}, Petrea O.^{1,2}, Girleanu I.^{1,2}, Singeap A.M.^{1,2}, Cuciureanu T.^{1,2}, Chiriac S.^{1,2}, Trifan A.-V.^{1,2}

P1472

SORAFENIB FOR PATIENTS WITH RECURRENT HEPATOCELLULAR CARCINOMA AFTER LIVER TRANSPLANTATION: INTRINSIC RESISTANCE OR NOT?

Tovoli F.¹, Di Costanzo G.G.², Sansone V.¹, Magini G.³, Sacco R.⁴, Pressiani T.⁵, Trevisani F.¹, Tortora R.², Bucci L.¹, Lucà M.G.³, Bolondi L.¹

P1473

BETTER MANAGEMENT OF SORAFENIB RELATED ADVERSE EVENTS IMPACTS ON REASONS LEADING TO DISCONTINUATION AND SURVIVAL

Tovoli F.¹, Ielasi L.², Benevento F.¹, Piscaglia F.¹

P1475

A NEW TOOL FOR INTRADUCTAL BILE DUCT TISSUE SAMPLING: EX-VIVO CLINICAL EVALUATION OF CHOLANGIOSCOPY-GUIDED CRYOBIOPSY TECHNIQUE

Wirsing L.¹, Linzenbold W.², Stahl P.³, Peveling-Oberhag J.⁴, Leibold T.⁵, Enderle M.², Albert J.⁴

P1476

SYNERGISTIC EFFECTS AND PHARMACOTHERAPEUTIC ACTIVITY OF GEMCITABINE AND CISPLATIN COMBINATION THERAPY IN BILIARY TRACT CANCER CELL LINES

Sakamoto Y.^{1,2}, Yamagishi S.³, Okusaka T.¹, Ojima H.^{3,4}

P1478

BLOOD NEUTROPHIL-LYMPHOCYTE RATIO AND PLATELET-TO-LYMPHOCYTE RATIO CAN BE EARLY PREDICTORS FOR THE SEVERITY OF ACUTE PANCREATITIS

Liu C.

P1479

A MULTICENTER, INTERNATIONAL COHORT ANALYSIS OF 1435 PATIENTS TO SUPPORT CLINICAL TRIAL DESIGN IN ACUTE PANCREATITIS

Eross B.¹, Farkas N.², Hanák L.¹, Bajor J.³, Sarlós P.⁴, Czimmer J.⁵, Vincze A.⁶, Gódi S.⁷, Takács T.⁸, Czako L.⁸, Nemeth B.⁸, Illés D.⁸, Kui B.⁸, Darvasi E.⁸, Izbéki F.⁹, Halász A.⁹, Dunas V.⁹, Gajdán L.¹⁰, Hamvas J.¹¹, Papp M.¹², Földi I.¹³, Fehér K.E.¹³, Varga M.¹⁴, Csefko K.¹⁵, Torok I.¹⁶, Farkas H.P.¹⁷, Mickevicius A.¹⁸, Ramirez-Maldonado E.¹⁹, Sallinen V.²⁰, Novák J.²¹, Ince A.T.²², Galeev S.²³, Bod B.²⁴, Sümegi J.²⁵, Pencik P.²⁶, Szepes A.Z.²⁷, Szentesi A.², Parniczky A.²⁸, Hegyi P.²⁹, on Behalf of the Hungarian Pancreatic Study Group

P1480

ENDOSCOPIC MICRODEBRIDER-ASSISTED NECROSECTOMY FOR WALLED-OFF PANCREATIC NECROSIS - A PROSPECTIVE INTERNATIONAL MULTICENTER FEASIBILITY STUDY

Schlag C.¹, Abdelhafez M.¹, Friedrich-Rust M.², Koch A.D.³, Bruno M.J.⁴, Kowalski T.⁵, Loren D.⁵, Chiang A.⁵, Schlachtermann A.⁵, Siddiqui U.⁶, Villa E.⁶, Trindade A.⁷, Benias P.⁷, Hwang J.H.⁸, Shahid H.⁹, Kahaleh M.⁹, Tyberg A.⁹

P1481

DIAGNOSIS OF DISRUPTED AND DISCONNECTED DUCT IN ACUTE PANCREATITIS: A SYSTEMATIC REVIEW

Timmerhuis H.¹, van Dijk S.^{2,3}, Verdonk R.C.⁴, Bollen T.⁵, Bruno M.J.⁶, Fockens P.⁷, van Hooft J.E.⁸, Voermans R.P.⁹, Besselink M.G.H.¹⁰, van Santvoort H.C.^{2,11}, Dutch Pancreatitis Study Group

P1482

LONG TERM RECOVERY OF PANCREATIC FUNCTION AFTER ENDOSCOPIC TRANSGASTRIC DRAINAGE AND NECROSECTOMY FOR ACUTE PANCREATITIS WITH WALLED-OFF NECROSIS

Vinsand Naver A.¹, Werge M.², Schmidt P.N.³, Nøjgaard C.⁴, Møller S.⁵, Novovic S.⁶, Gluud L.L.⁷

P1483

ENDOSCOPIC ULTRASOUND (EUS) FOR EVALUATION OF PATIENTS WITH ACUTE PANCREATITIS WITHOUT OBVIOUS BILIARY ETIOLOGY

Boša S., Razpotnik M., Essler G., Urak C., Weber-Eibel J., Peck-Radosavljevic M.

P1484

TO COMPARE THE CLINICAL OUTCOME OF PATIENTS OF ACUTE PANCREATITIS (AP) HAVING INTRA-ABDOMINAL HYPERTENSION (IAH) WITH THAT OF PATIENT WITH NORMAL INTRA-ABDOMINAL PRESSURE (IAP)

Singh A.¹, Samanta J.¹, Rana A.¹, Bellam B.L.¹, Gupta P.¹, Gupta V.², Yadav T.D.², Sinha S.K.¹, Kochhar R.¹

Poster Session

09:00 - 14:00

Poster Exhibition - Hall 7

Pancreas III

P1485

PROGNOSTIC AND DIAGNOSTIC ROLE OF ABDOMINAL PAIN ON ADMISSION IN ACUTE PANCREATITIS

Földi M.¹, Kiss S.¹, Bajor J.², Vincze Á.², Gede N.³, Török I.⁴, Varjú P.⁵, Crai S.⁶, Novák J.⁶, Szabó I.², Ramirez Maldonado E.⁷, Sümegi J.⁸, Fehér E.⁹, Vitális Z.⁹, Gajdán L.¹⁰, Szepes Z.¹, Hamvas J.¹¹, Izbéki F.¹², Szentesi A.^{1,3}, Andrea P.^{3,13}, Hegyi P.^{1,2,3}, on Behalf of the Hungarian Pancreatic Study Group

P1486

DUAL CENTER EXPERIENCE OF EARLY PANCREATIC NECROSIS LOCATION AND ACUTE PANCREATITIS SEVERITY

Gulla A.^{1,2}, Samuilis A.³, Bollen T.⁴, Strupas K.⁵

P1487

NECROTIZING PANCREATITIS: CAN DIFFUSION-WEIGHTED MAGNETIC RESONANCE IMAGING HELP IN DETERMINING INFECTION?

Fernandez Y Viesca M.¹, Arvanitakis M.², Pezzullo M.³, Jacobs F.⁴, Deviere J.⁵, Delhaye M.⁶

P1489

SPECIFIC CRYSTALLOID SOLUTIONS VERSUS NORMAL SALINE FOR ACUTE PANCREATITIS - META-ANALYSIS WITH TRIAL SEQUENTIAL ANALYSIS

Poropat G.¹, Radovan A.², Vranic L.², Stimac D.³

P1490

EXPERIENCE OF HOT-AXIOS STENT INSERTION IN A TEACHING HOSPITAL IN WEST LONDON

Cavazza A., Brett J., Vlavianos P.

P1491

PERFORMANCE OF FAECAL ELASTASE 1 TEST AGAINST THE “GOLD STANDARD” 3 DAY FAECAL FAT COLLECTION TEST FOR THE DIAGNOSIS OF PANCREATIC EXOCRINE INSUFFICIENCY (PEI) IN PATIENTS WITH CHRONIC PANCREATITIS: IT IS TIME TO CHANGE TO CUT-OFF VALUE!

Nguyen N.Q.¹, Safaeian R.¹, Zobel J.¹, Lebreton L.², Smith G.³, Jais P.², Schuë M.², Spoor T.⁴

P1492

PANCREAS VOLUME AND FECAL ELASTASE-1 AS PROGNOSTIC MARKER FOR PANCREATIC EXOCRINE INSUFFICIENCY FOLLOWING PANCREATIC RESECTION

Cho Y.W.¹, Jung M.K.¹, Heo J.²

P1493

NEW INSIGHTS INTO THE DEFINITION OF CHRONIC PANCREATITIS

Hegyi P.¹, Mátrai P.¹, Soós A.¹, Erőss B.¹, Hamvas J.², Pécsi D.¹, Németh B.³, Illés A.⁴, Bajor J.⁴, Macarie M.⁵, Szepes A.⁶, Szepes Z.³, Varga M.⁷, Halász A.⁸, Szakács Z.¹, Miko A.¹, Izbéki F.⁸, Szentesi A.^{1,3}, Párniczky A.^{1,9}, Vincze Á.⁴, Hegyi P.^{1,3,10}

P1494

PHENOTYPIC AND GENOTYPIC PROFILES IN CHRONIC PANCREATITIS ASSOCIATED WITH CYSTIC FIBROSIS GENE CARRIER STATUS

Ahmed A.Y.M.^{1,2}, McLaughlin J.², Levison S.^{1,2}, Makin A.³

P1495

ETIOLOGY AND MORPHOLOGY IMPACT CLINICAL COURSE OF CHRONIC PANCREATITIS

Perkhofer L.¹, Hann A.¹, Seufferlein T.², Wagner M.¹, Kleger A.², Müller M.³

P1496

IGG4-RELATED DISEASE RESPONDER INDEX BUT NOT SERUM IGG4 CORRELATES WITH DISEASE ACTIVITY AND THE RISK OF 1 YEAR RELAPSE IN TYPE 1 AUTOIMMUNE PANCREATITIS

Pin F.¹, De Marchi G.^{1,2}, Amodio A.^{1,2}, Brozzi L.^{1,3}, Vieceli F.¹, Campagnola P.^{1,4}, Crinó S.F.^{1,5}, Bernardoni L.^{1,6}, Gabbrielli A.^{1,2}, Ciccocioppo R.^{1,7}, Frulloni L.^{1,8}

P1497

DIAGNOSTIC YIELD OF INTERNATIONAL GUIDELINES ON PREDICTING ADVANCED HISTOLOGY IN BRANCH DUCT PANCREATIC INTRADUCTAL MUCINOUS NEOPLASMS (BD-IPMN): A REAL-LIFE STUDY

Costa-Moreira P.¹, Vilas-Boas F.², Moutinho Ribeiro P.³, Pereira P.R.⁴, Lopes S.⁵, Rodrigues-Pinto E.², Macedo G.⁵

P1498

COLONOSCOPY FINDINGS IN IPMN PATIENTS

Tabone T.¹, Cortis K.², Azzopardi N.¹

P1499

RELEVANCE OF ENDOSCOPIC ULTRASOUND WITH FINE NEEDLE ASPIRATION IN PANCREATIC CYSTIC LESIONS SMALLER THAN 3 CM. A RETROSPECTIVE STUDY

Faias S.^{1,2}, Pereira da Silva J.D.³, Marques I.⁴, Fonseca R.⁴, Cravo M.⁵, Chaves P.⁴, Pereira A.D.⁴

P1500

PANCREATIC CYSTS: DOES EUS-FNA ADDS VALUE OVER EUS MORPHOLOGY AND MRI? EXPERIENCE OF A TERTIARY-CARE ACADEMIC MEDICAL CENTER

Oria I., Pizzala J., Rivera Flores J., Villaverde A., Pasqua A., Abecia V., Marcolongo M.

P1502

ASPIRIN IS ASSOCIATED WITH INCREASED RISK OF CANCER RELATED DEATH AFTER SURGERY FOR INTRAPAPILLARY MUCINOUS TUMORS OF THE PANCREAS: A LARGE SINGLE CENTER COHORT STUDY

Valente R.¹, Ateeb Z.², Capurso G.³, Scandavini C.M.⁴, Vespasiano F.⁴, Anzillotti G.⁴, Löhr M.⁵, Arnelo U.⁶, Del Chiaro M.⁷

P1503

VON HIPPEL-LINDAU (VHL) SYNDROME - PRESENTATION AND PANCREATIC FINDINGS OF OUR CASE SERIES

Duman D.G., Keklikkiran Ç., Kani H.T., Demirtaş C.&

P1504

**IMPACT OF POST-OPERATIVE INFECTIOUS COMPLICATION ON HEMATOGENOUS LIVER METASTASIS AFTER CURATIVE RESECTION FOR GASTRO-INTESTINAL CANCERS: ESPECIALLY IN TERMS OF PRE-METASTATIC NICHE FORMATION THROUGH IMMUNE-THROMBOSIS IN THE LIVER　**

Ohta T.

P1505

DECIPHERING THE ROLE OF RINT-1 IN REGULATING PANCREATIC DUCTAL ADENOCARCINOMA (PDAC) HOMEOSTASIS

Arnold F.¹, Frappart P.², Seufferlein T.², Kleger A.²

P1506

DESIGNER PANCREATIC CANCER GENERATED FROM HUMAN PLURIPOTENT STEM CELL DERIVED DUCTS

Breunig M.¹, Merkle J.², Seufferlein T.³, Hohwieler M.¹, Kleger A.⁴

P1507

THE ROLE OF MMP9 AND HIF1 EXPRESSION IN TUMOR-INFILTRATING LYMPHOCYTES (TIL) IN PANCREATIC DUCTAL ADENOCARCINOMA (PDAC)Capasso M.¹, Barchi A.¹, Miraglia C.¹, Franzoni L.¹, Crafa P.¹, Cavestro G.M.², Franceschi M.³, Baldassarre G.³, Ferronato A.³, Rodriguez-Castro K.I.³, Cuomo L.³, Rugge M.⁴, Di Mario F.¹

P1508

ANGIOGENESIS ASSESSMENT OF PANCREATIC ADENOCARCINOMA BY CONFOCAL LASER ENDOMICROSCOPYUngureanu B.¹, Pirici D.², Surlin V.³, Streata I.⁴, Saftoiu A.⁵

P1509

THE OBESTATIN/G-PROTEIN COUPLED RECEPTOR 39 (GPR39) SYSTEM IS INVOLVED IN THE PROLIFERATION OF PANCREATIC CANCER CELL LINESEstevez-Perez L.¹, Leal-Lopez S.¹, Veloso-Noya V.¹, Otero-Alen B.¹, Seoane-Mosteiro C.², Gallego-Gomez R.^{3,4}, Garcia-Caballero T.^{3,4,5}, Dominguez-Muñoz J.E.^{3,6}, Perez-Camiña J.², Pazos-Randulfe Y.¹

P1510

MDSCS AND NK CELLS MEDIATE A NOVEL PROMOTING ROLE FOR NEURAL INVASION IN PANCREATIC CANCERZwick T.¹, Mota Reyes C.¹, Konukiewitz B.², Muckenhuber A.², Teller S.¹, Istvanffy R.¹, Thiele Orberg E.³, Weichert W.², Friess H.¹, Algül H.⁴, Lesina M.⁴, Ceyhan G.O.¹, Demir I.E.¹

P1511

SYNERGISTIC TARGETING OF DNA REPAIR PATHWAYS TO DECIPHER PARP-INHIBITOR RESISTANCE IN ATM-DEFICIENT PANCREATIC CANCERPerkhofer L., Gout J., Seufferlein T., Frappart P., Kleger A.

P1513

PREOPERATIVE BILIARY DRAINAGE IN SEVERELY JAUNDICED PATIENTS WITH PANCREATIC HEAD CANCER; A RETROSPECTIVE COHORT STUDYvan Gils L.¹, Verbeek R.E.², Wellerdieck N.E.A.³, Bollen T.L.⁴, Schwartz M.P.^{5,6}, Vleggaar F.P.^{3,5}, Molenaar I.Q.^{5,7}, Santvoort H.C.^{5,8}, van Hooft J.E.⁹, Verdonk R.C.^{5,10}, Weusten B.L.A.M.^{3,5,10}

P1514

METABOLOMIC PROFILING OF PANCREATIC CANCERHabartova L.¹, Vondrousova J.², Syslova K.², Bunganic B.³, Suchanek S.⁴, Zavoral M.⁵, Setnicka V.¹

P1515

PANCREATIC CANCER-DERIVED ORGANOID RECAPITULATE CORE FEATURES OF THE PRIMARY CANCER TO PREDICT DRUG RESPONSEFrappart P., Walter K., Hermann P., Seufferlein T., Kleger A.

P1516

THE INFLUENCE OF PATIENT AGE ON TREATMENT AND SURVIVAL OF LOCALLY ADVANCED PANCREATIC CANCERBrada L.J.H.^{1,2}, Walma M.S.^{1,2}, van Dam R.M.³, de Vos-Geelen J.M.³, de Hingh I.H.⁴, Creemers G.J.⁴, Liem M.⁵, Mekenkamp L.J.⁵, de Meijer V.E.⁶, de Groot D.J.⁶, Patijn G.A.⁷, De Groot J.W.⁸, Festen S.⁹, Kerver E.D.⁹, Stommel M.W.¹⁰, Radema S.A.¹⁰, Meijerink M.R.¹¹, Bosscha K.¹², Pruijt J.F.¹², Roos D.¹³, Polée M.B.¹⁴, Muller E.W.¹⁵, Ropela J.A.¹⁶, Los M.¹⁷, Wilmlink J.W.², Haj Mohammad N.¹, van Santvoort H.C.¹, Besselink M.G.², Molenaar I.Q.¹, Dutch Pancreatic Cancer Group

P1517

PROGNOSTIC FACTORS OF UNRESECTABLE PANCREATIC CANCER BEFORE CHEMOTHERAPYWakisaka Y., Ishikawa S., Shintani S., Takeda Y., Fujimoto T., Inatomi O., Andoh A.

P1518

ELEVATED CA 19-9 PREDICTS THE PRESENCE OF METASTATIC AORTOCAVAL LYMPH NODES AND IMPAIRED SURVIVAL IN RESECTED PATIENTS WITH BORDERLINE AND LOCALLY ADVANCED PANCREATIC CANCERRangelova E.¹, Tanaka K.², Halimi A.¹, Valente R.³, Arnelo U.⁴, Segersvärd R.^{5,6}, Del Chiaro M.⁷

P1519

EARLY ONSET PANCREATIC CANCER (EOPC): POST-OPERATIVE OUTCOME AND POSSIBLE RISK FACTORS IN A LARGE CASE-CONTROL STUDYVespasiano E.¹, Anzillotti G.¹, Halimi A.², Vujasinovic M.³, Del Vecchio Blanco G.⁴, Scandavini C.M.¹, Arnelo U.⁵, Del Chiaro M.⁶, Löhr M.⁷, Valente R.²

P1520

SARCOPENIA AS A PROGNOSTIC FACTOR OF SURGICAL OUTCOMES FOLLOWING PANCREATICOUDENECTOMY IN PATIENTS WITH PANCREATIC ADENOCARCINOMAPererva L.¹, Kopchak V.², Khomyak I.², Duvalko O.², Andronic S.², Khanenko V.², Lynnyk S.³

P1521

PANCREATIC RESECTION LEADS TO LOSS OF ADIPOSE TISSUE BUT DOES NOT INFLUENCE MUSCLE WASTING IN PANCREATIC CANCER PATIENTSGjini T.¹, Bachmann J.², Martignoni M.², Friess H.³, Prokopchuk O.³, von Lucke C.³

Poster Session

09:00 – 14:00

Poster Exhibition - Hall 7

Paediatric: Liver, Biliary and Pancreas

P1523

RELATIVE ADRENAL INSUFFICIENCY IN DECOMPENSATED CIRRHOTIC CHILDREN: PROSPECTIVE LONGITUDINAL STUDYTripathi P.R.¹, Sen Sarma M.¹, Yachha S.K.¹, Aggarwal A.², Bhatia V.³, Kumar A.⁴, Srivastava A.¹, Poddar U.¹

P1524

SCREENING AND FOLLOW-UP OF BILIARY DYSPLASIA IN PRIMARY SCLEROSING CHOLANGITIS PATIENTS WITH DISEASE ONSET IN CHILDHOOD/ADOLESCENCETenca A.¹, Färkkilä M.A.², Boyd S.³, Arola J.⁴, Jaakkola T.⁵, Kolho K.-L.⁶

P1525

ROLE OF GENETIC EVALUATION IN CHILDREN WITH IDIOPATHIC ACUTE RECURRENT PANCREATITISNabi Z., Chavan R., Shava U., Reddy D.N.

P1526

PINEAPPLE-R. DATA ANALYSIS OF 46190 PEDIATRIC PATIENTS

Juhász M.F.¹, Mosztbacher D.^{1,2,3}, Parniczky A.⁴, Tóth A.⁵, Demcsák A.^{5,6}, Ila V.⁷, Abu-El-Haija M.⁸, Szabó F.⁹, Tokodi I.¹⁰, Fehér B.¹¹, Bakó K.¹¹, Kadenczki O.¹¹, Guthy I.¹², Cazacu I.^{13,14}, Bódi P.¹⁵, Kiss S.¹⁶, Földi M.¹⁶, Váncsa S.¹⁷, Dobai B.M.¹⁷, Kucserik L.¹⁸, Muzliger N.¹⁷, Rottenberg A.¹⁹, Wilschanski M.¹⁹, Szentesi A.^{16,20}, Hegyi P.^{16,20}, Hungarian Pancreatic Study Group

Poster Session

09:00 – 14:00

Poster Exhibition - Hall 7

Endoscopy and Imaging III

P1527

UNDERWATER ENDOSCOPIC MUCOSAL RESECTION FOR RECURRENT DUODENAL TUMOR: A RETROSPECTIVE CASE SERIES

Shichijo S., Takeuchi Y., Uedo N., Kono M., Fukuda H., Shimamoto Y., Ohmori M., Iwagami H., Matsuura N., Nakahira H., Maekawa A., Kanesaka T., Higashino K., Ishihara R.

P1528

THE DOUBLE-BITE BIOPSY TECHNIQUE IS FASTER AND EQUALLY ACCURATE COMPARED TO THE SINGLE-BITE TECHNIQUE FOR ENDOSCOPIC SURVEILLANCE OF HEREDITARY DIFFUSE GASTRIC CANCER

Pappas A.¹, Waldock W.¹, Richardson S.¹, Januszewicz W.², Roberts G.³, O'Donovan M.⁴, Fitzgerald R.C.⁵, di Pietro M.¹

P1529

TT-J KNIFE INCREASES SPEED OF PER-ORAL ENDOSCOPIC MYOTOMY: A COMPARISON OF UK AND JAPANESE PRACTICE

Patel M.¹, Shimamura Y.², Gulati S.¹, Gunasingam N.¹, Haji A.³, Hayee B.⁴, Inoue H.⁵

P1530

OUTCOMES FROM THE UK ENDOSCOPIC SUBMUCOSAL DISSECTION (UK ESD) NATIONAL REGISTRY: MOVING TOWARDS AN ALTERNATIVE APPROACH FOR UNDERTAKING ESD IN A WESTERN SETTING

Subramaniam S.¹, Arndtz S.², Hossein E.³, Longcroft-Wheaton G.⁴, Saunders B.P.⁵, Banks M.⁶, Suzuki N.⁷, East J.E.⁸, Bhandari P.⁹

P1531

OCCURENCE OF BLACK ESOPHAGUS IN A SINGLE TERTIARY CENTER: A RETROSPECTIVE ANALYSIS OF 11 YEARS

Orlando D.¹, Ruggeri M.², Di Giulio E.³, Carabotti M.⁴, Esposito G.⁵, Corleto V.⁶, Annibale B.⁷

P1533

POLYSOMNOGRAPHIC ASSESSMENT OF RESPIRATORY DISTURBANCE DURING DEEP PROPOFOL SEDATION FOR ENDOSCOPIC SUBMUCOSAL DISSECTION OF GASTRIC TUMORS

Uesato M., Urahama R., Aikawa M., Maruyama T., Matsubara H.

P1534

PHOTODIAGNOSIS OF GASTRIC ADENOCARCINOMA IN RATS

Khorovodov A.¹, Kanevskii M.¹, Agranovich I.¹, Vaschenko T.¹, Gisbrecht A.², Navolokin N.^{1,3}, Genova-Hristova T.^{1,2}, Maslyakova G.³, Borisova E.^{1,2}, Galitskaya A.¹, Konnova S.¹, Semyachkina-Glushkovskaya O.¹

P1535

PHOTOGRAPHIC DOCUMENTATION OF UPPER GASTROINTESTINAL LANDMARKS AT GASTROSCOPY: HOW GOOD IS IT?

Patel R.N., Christie S., Canda R., El-Masry A., Besherdas K.

P1536

ODYNOPHAGIA - IS IT A SYMPTOM WORTHY OF URGENT GASTROSCOPY?

Patel R.N., Canda R., Haghollahi S., Besherdas K.

P1537

LONG TERM OUTCOMES OF ENDOSCOPIC SUBMUCOSAL DISSECTION FOR EARLY GASTRIC NEOPLASIA: A SINGLE CENTER ITALIAN EXPERIENCE

Belletrutti P.J.¹, Palma R.¹, Maselli R.¹, Galtieri P.A.¹, Orlando V.M.¹, Carrara S.¹, Anderloni A.¹, Fugazza A.¹, Pellegatta G.¹, Di Leo M.¹, Romana C.¹, Cappello A.¹, Spadaccini M.¹, D'Amico F.¹, Craviotto V.¹, Lamonaca L.¹, Colombo M.¹, Capogreco A.¹, Attardo S.¹, Spaggiari P.², Repici A.¹

P1538

USEFULNESS OF TRANSNASAL HYBRID ENDOSCOPIC SUBMUCOSAL DISSECTION

Minato Y., Ohata K., Matsuhashi N.

P1539

INTERNATIONAL MULTICENTER STUDY ON THE MANAGEMENT OF PATIENTS AFTER FAILED PERORAL ENDOSCOPIC MYOTOMY (POEM)

Assis D.¹, Brewer Gutierrez O.¹, Sloan J.², Eleftheriadis N.³, Albéniz-Arbizu E.⁴, Vosoughi K.⁵, Ichkhanian Y.⁶, Cho J.Y.⁷, Khashab M.A.⁸, Draganov P.V.⁹, Familiari P.¹⁰, Yang J.⁵, Barret M.¹¹, Runge T.², Pioche M.¹², Marks J.¹³, AbiMansour J.¹⁴, Su B.¹⁵, Ujiki M.¹⁶, Perbtani Y.¹⁷, Bechara R.¹⁸, Tantau M.V.¹⁹, Patel M.²⁰, Velanovich V.²¹, Haji A.²², Kumta N.²³, Sippey M.²⁴, Aghaie Meybodi M.²⁵

P1540

PROSPECTIVE RANDOMIZED STUDY ON THE USE OF A COMPUTER-BASED ENDOSCOPIC SIMULATOR FOR TRAINING IN ESOPHAGOGASTRODUODENOSCOPY

Ait Errami A.¹, Jiddi S.², Oubaha S.³, Zouhour S.³, Krati K.³

P1541

REDUCING RANDOM UPPER GI ENDOSCOPIC BIOPSIES: A RETROSPECTIVE CLINICAL AUDIT

Ahmed S.¹, Amin M.N.¹, Saleem M.U.¹, Richards C.², Robinson R.¹

P1542

CORRELATION OF ENDOSCOPIC AND HISTOLOGICAL FEATURES IN ADULTS WITH SUSPECTED CELIAC DISEASE

Salma B.¹, Sabbah M.², Kchaou Ouakaa A.¹, Trad D.², Elloumi H.², Gargouri D.²

P1543

GASTRIC PER ORAL ENDOSCOPIC PYLOROMYOTOMY (G POEM) FOR REFRACTORY GASTROPARESIS: A SINGLE CENTRE EXPERIENCE

Gunasingam N.¹, Patel M.¹, Gulati S.¹, Haji A.², Hayee B.³

P1544

LONG-TERM OUTCOMES AFTER PER-ORAL ENDOSCOPIC MYOTOMY FOR TREATMENT OF ESOPHAGEAL ACHALASIA
Pellegatta G.¹, Maselli R.¹, Galtieri P.A.¹, Belletrutti P.¹, Cariani E.¹, Omodei P.D.², Preatoni P.¹, Castoro C.³, Spadaccini M.¹, Fugazza A.¹, Palma R.¹, Ormando V.¹, Repici A.¹

P1545

THE “OVER-THE-SCOPE-GRASPER" - A NEW INSTRUMENT FOR FLEXIBLE ENDOSCOPY
Epp S.¹, Hann A.¹, Meining A.²

P1546

THE ROLE OF MULTIDISCIPLINARY EVALUATION IN ENDOSCOPIC SLEEVE GASTROPLASTY
 Boskoski I.^{1,2}, Bove V.^{1,2}, Laterza L.^{2,3}, Gallo C.^{1,2}, Landi R.^{1,2}, Mangiola F.^{1,2}, Familiari P.^{1,2}, Tringali A.^{1,2}, Perri V.^{1,2}, Costamagna G.^{1,2}

P1547

ENDOSCOPIC RESECTION OF NON-AMPULLARY DUODENAL POLYPS: A RETROSPECTIVE SINGLE CENTRE EXPERIENCE
Gunasingam N.¹, Patel M.¹, Gulati S.¹, Haji A.², Hayee B.³

P1548

LONG-TERM OUTCOMES OF GASTRIC ENDOSCOPIC SUBMUCOSAL DISSECTION IN ENDOSCOPIC CURABILITY CRITERIA
Konishi H., Kuwai T., Moriuchi R., Wada K., Tao K., Miura R., Tamaru Y., Kusunoki R., Yamaguchi A., Kouno H., Kohno H.

P1549

SEQUENTIAL THERAPEUTIC APPROACH FOR PERSISTENT GASTRO-CUTANEOUS FISTULAS AFTER PERCUTANEOUS ENDOSCOPIC GASTROSTOMY (PEG) REMOVAL IN CANCER PATIENTS
Currais P.¹, Faias S.², Francisco F.³, Sousa L.³, Gramancho J.³, Pereira A.D.³

P1550

ENDOSCOPIC TREATMENT FOR ZENKER'S DIVERTICULUM WITH THE STAG BEETLE KNIFE (SB KNIFE) - PRELIMINARY RESULTS FROM A SINGLE-CENTER EXPERIENCE
Devani M.¹, Reati R.², Bezzio C.³, Saibeni S.⁴, Omazzi B.⁵, Arena I.⁶, De Nucci G.⁷, Della Corte C.⁶, Manes G.⁸

P1551

PERSISTENT GASTRO-CUTANEOUS FISTULAS AFTER PERCUTANEOUS ENDOSCOPIC GASTROSTOMY TUBE REMOVAL IN HEAD AND NECK CANCER PATIENTS WITH EARLY FEEDING AND DOUBLE-DOSE PPI: A PROSPECTIVE COHORT STUDY WITH A HISTORICAL CONTROL GROUP
Currais P.¹, Saraiva S.¹, Cortez-Pinto J.², Castela J.³, Francisco F.⁴, Sousa L.⁴, Gramancho J.⁴, Faias S.⁵, Pereira A.D.⁴

P1552

A SUBMUCOSAL FLUID CUSHION PREVENTS MUSCLE LAYER DAMAGE DURING MUCOSAL ARGON PLASMA COAGULATION
Maselli R.¹, Belletrutti P.², Spadaccini M.², Stabler T.³, Ederer M.³, Neugebauer A.³, Enderle M.³, Galtieri P.A.⁴, Anderloni A.⁴, Carrara S.⁴, Fugazza A.⁴, Di Leo M.¹, Pellegatta G.¹, Cappello A.², Romana C.², Palma R.², Ormando V.², Repici A.^{1,2}

P1553

S-POEM IS EFFECTIVE TREATMENT FOR EPIPHEMIC DIVERTICULA ASSOCIATED WITH SPASTIC MOTILITY DISORDERS
Demeter M.¹, Duricek M.², Uhrig P.¹, Hyrdel R.², Banovcin P.²

P1554

QUALITY IN UPPER GASTROINTESTINAL ENDOSCOPY: IMPACT OF CLINICAL PRACTICE GUIDELINES PUBLICATION
João M., Alves S., Taveira F., Areia M., Elvas L., Brito D., Saraiva S., Cadime A.T.

P1555

ARTIFICIAL INTELLIGENCE METHODS FOR DIAGNOSIS OF EARLY GASTRIC CANCER WITH MAGNIFYING NARROW BAND IMAGING ENDOSCOPY
Kuvaev R.^{1,2}, Kashin S.V.³, Kraynova E.⁴, Khryashchev V.⁵, Stepanova O.⁵, Lebedev A.⁵, Rusakov A.⁵, Nikonov E.⁶

P1556

TREATMENT OF GASTRIC VARICES BY INTRAVARICEAL INJECTION OF N-2-BUTYL CYANOACRYLATE: RESULTS OF THE FIRST ALGERIAN PROSPECTIVE STUDY
Saidani K.¹, Belghanem F.², Menni W.³, Rebiai S.³, Kezzoula D.³, Yahiaoui F.³, Amalou K.³, Guelmami S.³, Hadjmati S.³, Benbetka N.³, Kecili N.¹, Senouci F.³, Mekour M.T.³, Ghediri M.³, Debzi N.⁴, Bousselob A.³

P1557

COATING OF METALIC STENTS WITH ACELULAR BIOMATRIX AND NANOFIBERS BASED SCAFFOLD CONTAINING A STEROID IN PREVENTING ESOPHAGEAL STRICTURE AFTER CIRCUMFERENTIAL ENDOSCOPIC DISSECTION - AN EXPERIMENTAL STUDY
Dolezel R.^{1,2}, Walterova B.², Juhas S.², Juhasova J.², Kollar M.³, Vackova Z.⁴, Martinek J.⁵

P1558

UNSEDATED UPPER GASTROINTESTINAL ENDOSCOPY: DOES TOPICAL PHARYNGEAL ANESTHESIA MAKE IT MORE TOLERABLE?
Ferchichi L., Sabbah M., Trad D., Ouakaa A., Bibani N., Elloumi H., Gargouri D.

P1559

COMPARISON OF PERORAL ENDOSCOPIC MYOTOMY (POEM) IN ESOPHAGEAL ACHALASIA FOR NAIVE PATIENTS AND PATIENTS WHO FAIL OTHER TREATMENTS. RESULTS OF A MULTICENTER STUDY ON 105 PATIENTS
Olivier R.¹, Brochard C.², Quénehervé L.³, Wallenhorst T.⁴, David G.⁵, Silvain C.⁶, Bruley Des Varannes S.⁷, Ropert A.⁸, Coron E.⁹

P1560

SHOULD ROUTINE DUODENAL BIOPSIES ALWAYS BE PERFORMED IN ELDERLY PATIENTS WITH ANEMIA WITHOUT ENDOSCOPIC SIGNS OF BLEEDING?
Coluccio C.¹, Lahner E.², Angeletti S.³, D'ambra G.³, Ruggeri M.³, Annibale B.⁴, Di Giulio E.³, Corleto V.D.³

P1561

INSULATED-TIP KNIFE TUNNELING TECHNIQUE FOR ESOPHAGEAL ENDOSCOPIC SUBMUCOSAL DISSECTION: AN INITIAL WESTERN EXPERIENCE
Mehta N.¹, Jang S.¹, Stevens T.¹, Raja S.², McNamara M.³, Sohal D.³, Murthy S.², Saito Y.⁴, Vargo J.¹, Abe S.⁴, Bhatt A.¹

P1562

THE EFFECT OF ENDOSCOPIC MUCOSAL RESECTION (EMR) VS ENDOSCOPIC SUBMUCOSAL DISSECTION (ESD) TECHNIQUE ON HISTOLOGIC MARGINS FOR ENDOSCOPICALLY TREATED EARLY ESOPHAGEAL ADENOCARCINOMA

Mehta N.¹, Li F.¹, Young A.², Robertson S.³, Chahal P.¹, Jang S.¹, Cruise M.³, Vargo J.¹, Stevens T.¹, Bhatt A.¹

P1563

WHAT IS THE CAUSE OF MISSED GASTROINTESTINAL CANCERS AND DELAYS IN DIAGNOSIS?

Hayes B.¹, Bjarnason I.², Logan R.¹, Hayee B.¹, Dubois P.¹, Haji A.², Barker L.², Chung-Faye G.¹, Srirajaskanthan R.¹, Kent A.¹

P1564

SPECIAL FEATURES OF THE ENDOSCOPIC EXTRACTION OF FOREIGN BODIES INGESTED BY PRISONERS

Sabrina S.¹, Said Y.², Laabidi S.³, Trad N.⁴, El Jery K.¹, Ayadi S.⁵, Zaimi Y.², Mouelhi L.⁶, Debbeche R.²

P1565

LIGHT BLUE CREST; SIGN FOR DIAGNOSIS OF GASTRIC INTESTINAL METAPLASIA USING MAGNIFYING ENDOSCOPY WITH I-SCAN OPTICAL ENHANCEMENT

Kuvaev R.^{1,2}, Kashin S.V.³, Kraynova E.⁴, Nikonov E.⁵, Vidyayeva N.¹, Uedo N.⁶

P1566

ESD WITH DOUBLE CLIP AND RUBBER BAND TRACTION OF NEOPLASTIC LESIONS DEVELOPED IN THE APPENDICEAL ORIFICE IS EFFECTIVE AND SAFE

Oung B.^{1,2}, Faller J.³, Rivory J.⁴, Chabrun E.⁵, Ponchon T.⁶, Jacques J.⁷, Pioche M.⁸

P1567

LONG-TERM OUTCOMES OF ENDOSCOPIC RESECTION FOR T1 COLORECTAL CANCER

Corre F.¹, Barret M.¹, Terris B.², Abouali E.¹, Belle A.¹, Leblanc S.¹, Coriat R.¹, Chaussade S.¹

P1568

BIOPOTENTIALS FOR CLINICIAN SATISFACTION WITH SEDATION IN COLONOSCOPY

Hann A.¹, Götze S.¹, Mehlhase N.¹, Gruss S.², Walter S.²

P1569

IMPROVED BI-MANUAL ENDOSCOPIC RESECTION USING A CUSTOMIZABLE MANIPULATOR SYSTEM DESIGNED AS AN OVERTUBE FOR STANDARD ENDOSCOPES

Walter B.¹, Krieger Y.², Lüth T.², Meining A.³

P1570

CONSULTANT TRIAGE ALONE AND COMBINED CONSULTANT AND ENDOSCOPY NURSE TRIAGE SIGNIFICANTLY REDUCE INAPPROPRIATE ENDOSCOPIES ESPECIALLY URGENT P1 REFERRALS

Tony A., Kaippilly Naryanan V., Armstrong P., Fauzi N., Yadav A., Hall B., Kelly O., Smyth C., Farrell R.

P1571

LESION MORPHOLOGY AND TOPOGRAPHY INFLUENCE THE PREDICTION AND MISS RATES OF SUBMUCOSAL INVASIVE CANCER IN COLORECTAL LATERALLY SPREADING LESIONS

Vosko S.¹, Shahidi N.¹, Sidhu M.¹, Hourigan L.F.², Singh R.³, Moss A.C.⁴, Van Hattem A.¹, Bar-Yishai I.¹, Schoeman S.¹, Burgess N.⁵, Bourke M.J.¹

P1572

A DEDICATED 12 MONTH COMPETENCY-BASED TRAINING PROGRAMME IN ENDOSCOPIC MUCOSAL RESECTION ALLOWS SAFE AND EFFECTIVE RESECTION OF COMPLEX LATERALLY SPREADING LESIONS

Sidhu M.^{1,2}, Tate D.J.³, Bourke M.J.¹

P1573

ENDOSCOPIC MUCOSAL RESECTION IS AN EFFECTIVE AND DEFINITIVE THERAPY FOR LATERALLY SPREADING LESIONS AT THE ANORECTAL JUNCTION

Shahidi N.^{1,2}, Sidhu M.^{1,3}, Vosko S.¹, van Hattem A.¹, Bar-Yishai I.¹, Schoeman S.¹, Tate D.J.⁴, Holt B.⁵, Hourigan L.⁶, Burgess N.^{1,3}, Bourke M.J.^{1,3}

P1574

MULTICENTER STUDY OF LINKED COLOR IMAGING FOR IMPROVING THE VISIBILITY OF FLAT COLORECTAL POLYPS BY ENDOSCOPISTS AND COLOR DIFFERENCE VALUES

Yoshida N.¹, Hisabe T.², Ikematsu H.³, Inoue K.⁴, Dohi O.⁵, Itoh Y.⁶, Saito Y.⁷

P1575

EFFECTIVENESS OF AN INJECTABLE, POLY(AMIDOAMINE)S BASED HYDROGEL AS SUBMUCOSAL LIFTING AGENT IN COLONIC ESD: IN-VIVO ANIMAL STUDY

Lim S.G.^{1,2}, Mascagni P.³, Piantanida E.⁴, Fiorillo C.⁵, Pizzicannella M.^{2,6}, De Cola L.⁴, Perretta S.⁷

P1576

ENDOCYTOLOGY-LIKE MAXIMUM-MAGNIFYING EVALUATION WITH CMOS LASER ENDOSCOPY FOR COLORECTAL LESIONS IS CLINICALLY USEFUL

Yasuda M.^{1,2}, Naito Y.²

P1577

COMPARISON OF LONG TERM CLINICAL OUTCOMES BETWEEN COLD ENDOSCOPIC MUCOSAL RESECTION (C-EMR) AND COLD SNARE POLYPECTOMY (CSP) FOR COLORECTAL POLYP LESS THAN 15MM IN SIZE

Moon J.R., Kim H.G., Jeon S.R., Jung Y., Ko B.M., Kim J.O.

P1578

BODY MASS INDEX AND THE RISK OF COLONIC POLYPS

Popescu A., Chisevescu D., Foncea C.G., Suseanu D., Danila M., Sirli R., Sporea I.

P1579

DISEASE-FREE SURVIVAL AFTER WESTERN-BASED ENDOSCOPIC SUBMUCOSAL DISSECTION FOR COLORECTAL NEOPLASIA

Maselli R.¹, Spadaccini M.², Belletrutti P.J.², Galtieri P.A.¹, Attardo S.³, Palma R.², Anderloni A.¹, Fugazza A.¹, Di Leo M.², Carrara S.¹, Pellegatta G.¹, Orlando V.², Cappello A.², Romana C.², Lamonaca L.², Craviotto V.², Ferrara E.⁴, Spaggiari P.⁴, D'Amico F.², Hassan C.⁵, Repici A.^{1,2}

P1580

DRUG DELIVERY THROUGH COLONIC TRANSENDOSCOPIC ENTERAL TUBING: A REAL WORLD STUDY AND MULTIFACTORIAL ANALYSIS

Zhang T., Long C., Ji G., Zhang F.

P1582

THE EFFECT OF CASEMIX ON POLYP DETECTION RATE AND CECUM INTUBATION RATEPedersen L.¹, Torp-Pedersen C.^{2,3}, Bernstein I.¹, Green Carlsen C.⁴, Lindorff-Larsen K.⁵

P1581

IS POOR BOWEL PREP EVER ACCEPTABLE AND WHAT IS THE EFFECT OF INDICATION FOR THE TEST?Archer T.¹, Riley S.¹, Thoufeeq M.², YORKER Yorkshire Endoscopy Research Group

P1583

RESECTION OF COLORECTAL POLYPS WITH CLIP PLACEMENT LEADS TO REDUCED EPISODES OF POST-POLYPECTOMY BLEEDING COMPARED TO POLYPECTOMY WITHOUT CLIP PLACEMENTSkamnelos A.¹, Kavvadias A.¹, Kartsoli S.¹, Mpaltagiannis G.¹, Theopistos V.¹, Katsanos K.H.², Tzampouras N.³, Christodoulou D.K.⁴

P1584

ROOT CAUSE ANALYSIS OF 424 POTENTIAL POST COLONOSCOPY COLORECTAL CANCERS USING THE WORLD ENDOSCOPY ORGANIZATION ALGORITHMNielsen A., Pedersen L.

P1585

COLONOSCOPY FREQUENCY IN DIFFERENT SOCIOECONOMIC GROUPS BEFORE AND AFTER IMPLEMENTATION OF COLORECTAL CANCER SCREENING IN STOCKHOLM-GOTLAND REGION: A NATIONWIDE REGISTER-BASED STUDY IN SWEDEN, 2006-2015Thulin T.¹, Hultcrantz R.¹, Holmén A.², Strömberg U.³, Forsberg A.¹

P1586

MEASURES TO REDUCE POST-POLYPECTOMY BLEEDING IN PEDUNCULATED POLYPS - DOES A CLIP HELP?Patel R.N., Moledina S., Hall R., Canda R., Besherdas K.

P1587

POST-COLONOSCOPY COLORECTAL CANCERS - SHOULD WE BE ASPIRING TO BETTER TARGETS?Patel R.N., Kumar R., Khurram R., Ang K.M., Hickmott L., Besherdas K.

P1588

NURSE-LED EDUCATIONAL TELEPHONE INTERVENTION FOR BOWEL PREPARATION FOR REPEAT COLONOSCOPY AFTER BOWEL PREPARATION FAILUREAlvarez Gonzalez M.A.¹, Pantaleon M.A.², Bernard Cabredo B.³, García-Rodríguez A.⁴, Frago Larramona S.⁵, Nogales Rincón O.⁶, Díez Redondo P.⁷, Puig I.⁸, Romero C.⁹, Romero I.¹⁰, Caballero De García N.¹¹, Pérez Berbegal R.², Hernandez Negrín D.¹², Bujedo G.³, Perez Oltra A.¹³, Casals G.², Amorós J.¹⁴, Seoane A.², Ibañez Zafon I.A.², Zebenzui Gimeno A.¹²

P1589

THE ROLE OF KEY PERFORMANCE INDICATORS IN THE SURVEILLANCE OF POST-RESECTION COLORECTAL CANCER PATIENTSRichardson-Thibodeau J.¹, Norton B.², Monahan K.J.³

P1590

INDICATORS OF ADEQUATE INSPECTION OF BOWEL MUCOSA: CAN WE USE ONLY POLYP DETECTION RATE (PDR)?Vojtechová G.¹, Ngo O.², Grega T.³, Kmochova K.⁴, Voska M.⁵, Bučková B.⁶, Májek O.⁷, Zavoral M.⁸, Suchanek S.⁹

P1591

FACTORS AFFECTING THE QUALITY OF BOWEL PREPARATION FOR COLONOSCOPY IN THE ELDERLY: A RETROSPECTIVE ANALYSIS OF A PROSPECTIVE COHORTMaida M.F.¹, Sinagra E.², Morreale G.¹, Sferrazza S.³, Manganaro M.¹, Scalisi G.⁴, Schillaci D.⁵, Vettori G.³, Conoscenti G.², Di Bartolo C.⁴, Garufi S.¹, Virgilio C.M.⁴, Camilleri S.¹, Quality in Colonoscopy (QUIC) Study Group

P1592

SNARE TIP SOFT COAGULATION OF THE MUCOSAL DEFECT MARGIN FOLLOWING COLONIC ENDOSCOPIC MUCOSAL RESECTION (EMR) REDUCES RECURRENCE IN A "REAL LIFE" SETTINGAbu Arisha M.^{1,2}, Half E.¹, Maza I.¹, Muaalem R.², Bana S.², Awadie H.², Klein A.^{2,3}

P1593

QUANTIFYING EMERGENCY ADMISSIONS AFTER DAYCASE ENDOSCOPY USING ROUTINE DATACrooks C.J.

P1594

SAFETY OF NER1006 IN ELDERLY: A POST-HOC ANALYSIS OF A PROSPECTIVE, MULTICENTER COHORTMaida M.F.¹, Sferrazza S.², Sinagra E.³, Morreale G.¹, Manganaro M.¹, Scalisi G.⁴, Schillaci D.⁵, Vettori G.², Conoscenti G.³, Di Bartolo C.⁴, Garufi S.¹, Virgilio C.M.⁴, Camilleri S.¹, Quality in Colonoscopy (QUIC) Study Group

P1595

EFFICACY OF ENDOSCOPIC TREATMENT FOR ADENOMA RECURRENCE AFTER PIECEMEAL ENDOSCOPIC MUCOSAL RESECTION OF LESIONS LARGER THAN 20MMCurrais P.¹, Saraiva S.¹, Marques I.², Mão Ferro S.³, Pereira A.D.²

P1596

MANAGEMENT OF COLORECTAL POLYPS IN A DEVELOPING COUNTRY : IS THERE ANY DIFFERENCE ?Mrabti S., Seddik H., Boutallaka H., Sair A., Berraida R., Sentissi S., El koti I., Benkirane A.

P1597

DOES A ONE-DAY QUALITY IMPROVEMENT CONFERENCE ON SCREENING COLONOSCOPY INFLUENCES QUALITY PARAMETERS? - FOLLOW-UP AFTER SECOND CONFERENCEMajcher B.¹, Penz D.¹, Kammerlander-Waldmann E.¹, Hinterberger A.¹, Pammer D.¹, Szymanska A.¹, Asaturi A.¹, Trauner M.², Ferlitsch M.¹, Austrian Society of Gastroenterology and Hepatology (OEGGH): Quality Assurance Working Group

P1598

ENDOSCOPIC SUB MUCOSAL DISSECTION USING SCISSOR TYPE KNIFE (SB KNIFE) FOR BROAD-BASED OR STALKED COLONIC POLYPS: A SINGLE CENTRE CASE SERIESRameshshanker R.¹, Rajendran A.², Wawszczak A.², Saunders B.P.²

P1600

FULL THICKNESS RESECTION VERSUS ENDOSCOPIC SUBMUCOSAL DISSECTION OF RESIDUAL/RECURRENT COLONIC LESIONS ON SCAR: A RETROSPECTIVE ITALIAN AND JAPANESE COMPARATIVE STUDYBarbaro F.¹, Hirasawa K.², Gibiino G.³, Kobayashi R.⁴, Pecere S.⁵, Fukuchi T.⁶, Petruzzello L.⁷, Costamagna G.⁸

P1601

FEASIBILITY OF HYBRID ENDOSCOPIC SUBMUCOSAL DISSECTION WITH MULTIFUNCTIONAL SNARE 'SOUTEN'Minato Y., Ohata K., Matsuhashi N.

P1603

USEFULNESS OF NARROW BAND IMAGING FOR COMPLETE ENDOSCOPIC RESECTION OF SESSILE SERRATED ADENOMA/POLYP (SSA/P), NASA STUDY: KASID MULTI-CENTER STUDYMoon J.R.¹, Byeon J.-S.², Kim H.G.¹, Jung Y.¹, Jeon S.R.¹, Cha J.-M.³, Yang H.J.⁴

P1604

FEASIBILITY AND ACCEPTABILITY OF NOVEL COLONOSCOPY WITH COMPUTER AIDED EARLY DIAGNOSIS OF BOWEL CANCERDolwani S.¹, Brain K.¹, Ye X.², Gubala V.³, Howe R.W.⁴, Davies G.-L.⁵, Smits S.¹

P1605

ENDOSCOPIC TREATMENT OF LARGE SYMPTOMATIC COLON LIPOMAS: A SYSTEMATIC REVIEW AND META-ANALYSISVandenbroucke A.-M.¹, Bronswijk M.²

P1606

BARRIERS TO CHROMOENDOSCOPY: EXPERIENCE IN AN IRISH TERTIARY CENTREStack R.¹, Layden N.², Murphy D.¹, Uppamuchik Kal P.¹, Sheridan J.³, Horgan G.⁴, Mulcahy H.⁴, Doherty G.A.⁵, Cullen G.⁶

P1607

CORRELATION BETWEEN SURROGATE QUALITY INDICATORS FOR ADENOMA DETECTION RATE (ADR) AND ADENOMA MISS RATE (AMR) IN QUALIFIED COLONOSCOPY, CORE STUDY; KASID MULTI-CENTER STUDYMoon J.R.¹, Kim H.G.¹, Jeon S.R.¹, Cha J.-M.², Kwak M.S.³, Jung Y.¹, Shin J.E.⁴, Cho Y.S.⁵

P1608

WHATSAPP REMINDER IMPROVES THE QUALITY OF COLORECTAL CANCER SCREENING. A SINGLE BLINDED RANDOMIZED CONTROLLED STUDYLam T.Y.T.¹, Sung J.J.Y.², Wu J.², Luk K.C.A.³

P1609

TIME'S UP: FATIGUE NEGATIVELY IMPACTS COLONOSCOPY ADENOMA DETECTION RATEWu T.^{1,2}, Vandeleur A.³, Rahman T.^{2,3}

P1610

ENDOSCOPIC TATTOOING OF COLORECTAL LESIONS AT NOTTINGHAM UNIVERSITY HOSPITALS: ARE WE SPOT ON?Oppong P.¹, Tan H.², Ban L.³, Chow C.W.², Parra-Blanco A.⁴

P1611

DO PATIENTS REDEVELOP THE SAME LESIONS AFTER RESECTING THEM?Hinterberger A.¹, Penz D.², Waldmann E.³, Majcher B.⁴, Asaturi A.⁵, Szymanska A.⁶, Trauner M.⁷, Ferlitsch M.⁸

P1612

INFLUENCE OF MOON PHASES ON BOWEL PREPARATION QUALITY IN A SCREENING COLONOSCOPY COLLECTIVEKammerlander-Waldmann E.^{1,2}, Kammerlander A.³, Penz D.^{1,2}, Hinterberger A.^{1,2}, Majcher B.^{1,2}, Szymanska A.^{1,2}, Asaturi A.^{1,2}, Trauner M.^{1,2}, Ferlitsch M.^{1,2}

P1613

PREVALENCE OF ADENOMAS AMONG DIMINUTIVE UNRESECTED POLYPS IN LEFT COLONPenz D.¹, Kammerlander-Waldmann E.², Hinterberger A.², Majcher B.³, Asaturi A.⁴, Szymanska A.⁴, Ferlitsch M.⁵

P1614

EFFICACY OF ENDOSCOPIC TREATMENT IN LARGE BILE DUCT STONES: A REVIEW OF A TUNISIAN SERIESYakoubi M.¹, Medhioub M.², Hamzaoui M.L.³, Moufida M.², Khssiba A.⁴, Azzouz M.⁴

P1615

EFFICACY OF INTRAMUSCULAR DICLOFENAC IN THE PREVENTION OF POST-ERCP PANCREATITIS: A PROSPECTIVE, RANDOMIZED, PLACEBO-CONTROLLED STUDYKim M.C.¹, Kim S.B.¹, Cho J.H.¹, Kim K.H.¹, Kim K.O.¹, Lee S.H.¹, Jang B.I.¹, Kim T.N.²

P1616

WEIGHT-BASED DOSING STRATEGY IN RECTAL DICLOFENAC USE IS FEASIBLE FOR PREVENTION OF POST-ERCP PANCREATITIS IN A REAL-WORLD JAPANESE POPULATIONTomita R.¹, Nishida T.¹, Hayashi S.^{1,2}, Chang L.¹, Kuriki S.¹, Aochi K.¹, Meren E.¹, Sakamoto T.¹, Higaki Y.¹, Osugi N.¹, Sugimoto A.¹, Takahashi K.¹, Nakamatsu D.¹, Mukai K.¹, Matsumoto K.¹, Yamamoto M.¹, Fukui K.¹, Inada M.¹

P1617

MANAGEMENT OF PANCREATICOJEJUNAL ANASTOMOTIC STENOSIS FOLLOWING PANCREATODUODENECTOMY WITH SINGLE-BALLOON ENTEROSCOPY ASSISTED ENDOSCOPIC RETROGRADE PANCREATOGRAPHY (SBE-ERP)Shimizu S., Takaki R., Kobashikawa K.

P1618

ENDOSCOPIC MANAGEMENT OF MINOR AMPULLARY TUMORS: A MULTICENTER CASE SERIESAslam R.¹, Ahsan N.², Inamullah M.², Ayub K.³

P1619

COMPARATIVE ADVERSE EVENT ANALYSIS IN ERCP BETWEEN POST LIVER TRANSPLANT AND NATIVE HEPATOBILIARY ANATOMYCatron T.¹, Shipley L.², Johnson D.², Mitchell R.¹, Kyanam K.¹, Harrison D.³, Shoreibah M.¹, Ahmed A.⁴

P1620

LONG-TERM FOLLOW-UP: TRANSPANCREATIC BILIARY SPHINCTEROTOMY FOR BILIARY ACCESS IS SAFEKoskensalo V.^{1,2}, Udd M.^{1,2}, Rainio M.^{1,2}, Halttunen J.^{1,2}, Sipilä M.², Lindström O.^{1,2}, Kylänpää L.^{1,2}

P1622

CONSCIOUS SEDATION IN ERCP: A UK PERSPECTIVE FROM A GENERAL HOSPITALMohammed O., Raees K., Mahmood Z.

P1623

PLACE OF ERCP IN HEPATIC HYDATID DISEASE WITH CYSTOBILIARY COMMUNICATION: A 17 YEARS EXPERIENCEBoutallaka H., Seddik H., Mrabti S., Sair A., Berraida R., Elkoti I., Loubaris K., Sentissi S., Benkirane A.

P1624

RETROSPECTIVE COMPARISON OF EFFICACY AND COST-EFFECTIVENESS OF SELF-EXPANDABLE METAL STENTS AND PLASTIC BILIARY STENTS IN THE MANAGEMENT OF MALIGNANT BILIARY OBSTRUCTIONBor R.¹, Fabian A.¹, Farkas K.¹, Tóth T.¹, Szántó K.², Balint A.¹, Milassin Á.¹, Czakó L.¹, Molnár T.², Szűcs M.³, Rutka M.², Szepes Z.G.⁴

P1625

TREATMENT STRATEGY FOR CHOLEDOCHOLITHIASIS IN VERY ELDERLY (≥85 YEARS) PATIENTSSuzuki A., Nakase K., Mandai K., Tanaka K., Uno K., Yasuda K.

P1626

PREVALENCE AND RISK FACTORS FOR ERCP ADVERSE EVENTSMoraís R., Rodrigues-Pinto E., Silva M., Coelho R., Costa-Moreira P., Santos A., Gaspar R., Peixoto A., Silva J., Dias E., Vilas-Boas F., Moutinho-Ribeiro P., Pereira P., Macedo G.

P1627

ERCP IN THE TREATMENT OF IATROGENIC BILIARY INJURIES AFTER CHOLECYSTECTOMY - A LEAP OF FAITHSandru V.¹, Ilie M.², Constantinescu A.³, Plotogea O.M.⁴, Simion V.⁵, Ungureanu B.⁶, Diaconu I.-G.⁷, Rinja E.⁸, Balan G.⁹, Constantinescu G.⁸

P1628

CHOLANGIOSCOPY IN INDETERMINATE BILIARY STRICTUREEl Bacha H.¹, Harizi R.², Laugier R.³, Leblanc S.⁴, Barange K.⁵, Fumex F.⁶, Napoléon B.⁷, Vedrenne B.⁸, Grabar S.⁹, Prat F.²

P1629

QUALITY IN ERCP - APPLICATION OF QUALITY INDICATORS TO EVALUATE TECHNICAL OUTCOMES AND ADVERSE EVENTSDamião F.H.S.d.S.¹, Noronha Ferreira C.², Freitas C.², Marques A.³, Palma R.², Moura M.⁴, Costa P.², Carvalho J.R.⁵, Almeida A.⁶, Carrilho-Ribeiro L.², Marinho R.T.⁷

P1630

INCIDENCE OF POST ERCP ADVERSE EVENTS AND PREDICTORS OF POST-ERCP PANCREATITIS - ANALYSIS OF A PROSPECTIVE DATABASEDamião F.¹, Noronha Ferreira C.¹, Freitas C.¹, Marques A.¹, Palma R.¹, Moura M.¹, Costa P.¹, Carvalho J.¹, Almeida A.², Carrilho-Ribeiro L.¹, Marinho R.T.³

P1631

SERUM AMYLASE LEVEL AT 2 HOURS AFTER ERCP CAN BE A PREDICTIVE FACTOR FOR THE SEVERITY OF POST-ERCP PANCREATITIS; MULTICENTER PROSPECTIVE STUDY, SOSUIDoi T.^{1,2}, Kawakami T.^{1,3}, Suzuki T.^{1,4}, Sato H.¹, Yoshida N.¹, Bamba S.⁵, Inatomi O.⁵, Nakai Y.⁶, Kusumoto K.⁶, Itokawa Y.⁶, Endoh B.^{7,8}, Chikugo K.^{7,9}, Suzuki A.¹⁰, Mizumoto Y.⁷, Tanaka K.¹⁰

P1632

DIAGNOSTIC ACCURACY AND THERAPEUTIC EFFICACY OF DIGITAL SINGLE-OPERATOR CHOLANGIOSCOPY FOR BILIARY LESIONS AND STENOSISWeigand K.¹, Küchle M.¹, Zuber-Jerger I.¹, Müller-Schilling M.², Kandulski A.¹

P1633

ENDOSCOPIC TREATMENT OF COMPLICATIONS OF HYDATID CYSTS IN THE LIVER BROKEN IN THE BILE DUCTS: EXPERIENCE OF A MOROCCAN DEPARTMENTJamal S., Seddik H., Loubaris K., El Koti I., Benkirane A.

P1634

THE ROLE OF RECTAL EUS BIOPSY IN PRE-SACRAL UNDEFINED LESIONS IN PATIENTS WITH HISTORY OF LOWER GI NEOPLASIAMangiavillano B.¹, Carrara S.², Auriemma F.³, Di Leo M.⁴, Bianchetti M.⁵, Repici A.⁶

P1637

PERFORMANCE OF EUS-GUIDED TISSUE ACQUISITION IN SAMPLING OF GI SUBEPITHELIAL LESIONSDi Leo M.¹, Stasi E.², Rahal D.³, Grizzi F.⁴, Cananzi F.C.M.⁵, Auriemma F.⁶, Lamonaca L.⁷, Bossi P.³, Anderloni A.⁸, Belletrutti P.⁹, Fugazza A.¹⁰, Maselli R.¹¹, Colombo P.³, Mangiavillano B.¹², Quagliuolo V.⁵, Repici A.¹³, Carrara S.¹⁴

P1638

ENDOSCOPIC ULTRASOUND ELASTOGRAPHY IN DIAGNOSTICS OF GASTROENTEROPANCREATIC NEUROENDOCRINE TUMORSUhrík P.¹, Uhríková Z.², Nosáková L.³, Đuriček M.⁴, Hyrdel R.⁵

P1639

ROLE OF ENDOSCOPIC ULTRASOUND IN EVALUATION OF PATIENTS WITH NORMAL LIVER BIOCHEMISTRY AND UNEXPLAINED DILATATION OF COMMON BILE DUCTA. Faheem H.¹, Elessawy H.¹, Abdulhafiz E.², M. Salah M.³, Abdel Aziz A.⁴

P1640

DIAGNOSTIC YIELD OF A NEW MICRO-BIOPSY FORCEPS IN THE ASSESSMENT WORK OUT OF PERITONEAL CARCINOMATOSIS: A PRELIMINARY EXPERIENCEDabizzi E.¹, Binda C.², Fornelli A.³, Jovine E.⁴, Cennamo V.¹, Ercolani G.^{5,6}, Fabbri C.²

P1641

IMPROVING PSEUDOACHALASIA WORKUP: ROLE OF ENDOSCOPIC ULTRASOUND (EUS) IN ADDITION TO HIGH RESOLUTION MANOMETRY (HRM) AND CT IMAGINGChia C.T.W.¹, Nasr I.², Koumoutsos I.², DeMartino S.², Meenan J.²

P1642

THE THICKNESS OF THE FNA NEEDLE CONTRIBUTING TO THE PROCEDURES AND HISTOLOGICAL RESULTS BY EUS-FNAMasaki Y., Kawakami Y., Ishigami K., Ito A., Akutsu N., Motoya M., Sasaki S., Nakase H.

P1643

CYTOLOGICAL ANALYSIS BY ENDOSCOPIC ULTRASOUND-GUIDED FINE NEEDLE BIOPSY IN SAMPLING SOLID GASTROINTESTINAL LESIONS: A FEASIBILITY STUDYGrech M.G., Saliba G., Azzopardi N., Gerada J.

P1644

FACTORS INFLUENCING DIAGNOSTIC ACCURACY OF ENDOSCOPIC ULTRASOUND WITH FINE NEEDLE ASPIRATION (EUS-FNA) IN PANCREATO-BILIARY TUMORS

Del Vecchio Blanco G.¹, Palmieri G.², Formica V.³, Portarena I.³, Nardecchia A.³, Troncione E.¹, Benassi M.⁴, Giudice E.⁴, Anselmo A.⁵, Toti L.⁵, Manzia T.M.⁵, Tisone G.⁵, Roselli M.³, Monteleone G.¹, Paoluzi O.A.¹

P1645

STUDY ON COMPLICATIONS OF EUS-FNA IN CASES TAKING ANTITHROMBOTIC DRUGS

Tsuneyoshi K., Iwaya H., Hashimoto S., Tanoue S., Ido A.

P1646

INCIDENCE AND RISK FACTORS ASSOCIATED WITH BLEEDING POST ENDOSCOPIC ULTRASOUND FINE NEEDLE ASPIRATION/BIOPSY (EUS-FNA/FNB) OF SOLID AND CYSTIC PANCREATIC MASSES

Razpotnik M., Bota S., Essler G., Weber-Eibel J., Peck-Radosavljevic M.

P1647

GASTROINTESTINAL SUBEPITHELIAL LESIONS (GI SELS): OPTIMIZING UNNECESSARY SURVEILLANCE AND PATIENT CARE WITH ENDOSCOPIC ULTRASOUND (EUS)

Chia C.T.W.¹, Lim W.C.², Vu C.²

P1648

EFFICACY OF LUMEN APPOSING METAL STENTS VS SELF-EXPANDABLE METAL STENTS FOR ENDOSCOPIC ULTRASOUND-GUIDED CHOLEDOCHO-DUODENOSTOMY: A SYSTEMATIC REVIEW AND META-ANALYSIS

Amato A.¹, Buda A.², Sinagra E.³, Vieceli F.⁴, Scaramella L.^{1,5}, Belletrutti P.⁶, Fugazza A.⁷, Repici A.⁶, Anderloni A.⁷

P1649

MULTICENTER, RANDOMIZED COMPARISON OF 19-GAUGE STAINLESS STEEL AND NITINOL-BASED NEEDLES FOR EUS-FNB OF SOLID PANCREATIC MASSES

Hann A.¹, Epp S.¹, Veits L.², Rosien U.³, Siegel J.³, Möschler O.⁴, Bohle W.⁵, Meining A.⁶

P1650

ENDOSCOPIC ULTRASOUND GUIDED BIOPSY USING FRANSEEN NEEDLE: COMPARISON WITH EUS GUIDED FINE NEEDLE ASPIRATION

Shah R., Banka N.H., Patel T., Udawat P., Dhir V.

P1651

EUS-GUIDED SAMPLING OF PANCREATIC ADENOCARCINOMA: STANDARD VERSUS CORE NEEDLE WITHOUT ON-SITE CYTOPATHOLOGY

Balaban D.V.^{1,2}, Zoican A.², Ciochina M.³, Mina V.², Bucurica S.^{4,5}, Costache R.S.⁶, Nuță P.⁶, Ionita-Radu F.⁷, Jinga M.^{6,8}

P1652

THE ON- DEMAND NUMBER OF NECROSECTOMY SESSIONS DURING LUMEN APPOSING METAL STENTS DRAINAGE IN WALLED-OFF PANCREATIC NECROSIS CANNOT BE PREDICTED

Seicean A.¹, Mosteanu O.², Pojoga C.³, Lucaciu L.A.⁴, Gheorghiu M.⁵, Bartos A.⁶, Al Hajjar N.⁴, Seicean R.⁷

P1653

OVER THE SCOPE CLIPS FOR EUS DUODENAL PERFORATION

El Bacha H.¹, Prat H.²

P1654

COMPARISON OF DIAGNOSTIC OUTCOMES OF TWO DIFFERENT CORE NEEDLES FOR EUS GUIDED TISSUE ACQUISITION: 22-GAUGE REVERSE BEVEL VERSUS 22-GAUGE FRANSEEN NEEDLE

Naidu J.^{1,2,3}, Phan V.-A.^{1,2}, Ooi M.^{1,2}, Ruszkiewicz A.^{2,4}, Nguyen N.Q.^{1,2}

P1655

VALIDATION OF THE COMPUTED ASSESSMENT OF SMALL-BOWEL CLEANSING OF THE MIROCAM® MC1600 CAPSULE ENDOSCOPY AND COMPARISON WITH THE OLD VERSION (MC1200)

Ribeiro Gomes A.C.¹, Pinho R.T.², Ponte A.³, Rodrigues A.³, Sousa M.⁴, Silva J.C.⁵, Afecto E.⁶, Carvalho J.⁷

P1656

A CONVOLUTIONAL NEURAL NETWORK ALGORITHM WITH CLASS ACTIVATION MAP FOR DETECTION OF VARIOUS LESIONS DURING SMALL BOWEL CAPSULE ENDOSCOPY

Lee H.H.^{1,2,3}, Park C.⁴, Hwang Y.⁴, Lee S.⁴, Kim S.-J.^{1,2}, Kim J.S.^{1,2}, Lee B.-I.^{1,2}, Cho Y.-S.^{1,2}, Choi M.-G.^{1,2}

P1657

OPTIMAL PREPARATION FOR SMALL BOWEL CAPSULE ENDOSCOPY

Kametaka D.¹, Ito M.¹, Shiode J.¹, Yoshioka M.², Nasu J.¹

P1658

CAPSULE ENDOSCOPY FOR SMALL BOWEL CROHN'S DISEASE - SHOULD WE TRUST IN MAGNETIC RESONANCE ENTEROGRAPHY?

Xavier S.^{1,2,3}, Boal Carvalho P.^{1,2,3}, Dias de Castro F.^{1,2,3}, Magalhães J.^{1,2,3}, Rosa B.^{1,2,3}, Moreira M.J.^{1,2,3}, Cotter J.^{1,2,3}

P1659

VIDEO CAPSULE COLONOSCOPY: MAY THERE BE PREDICTORS OF COLORECTAL POLYPS FINDINGS AFTER INCOMPLETE CONVENTIONAL COLONOSCOPY?

Macedo Silva V.^{1,2,3}, Magalhães R.^{1,2,3}, Rosa B.^{1,2,3}, Boal Carvalho P.^{1,2,3}, Moreira M.J.^{1,2,3}, Cotter J.^{1,2,3}

P1660

CLEANLINESS SCORES FOR SMALL BOWEL CAPSULE ENDOSCOPY: AN EXTERNAL (UN)VALIDATION STUDY

Le Mouel J.-P.¹, Houist G.², Saurin J.C.³, Cholet F.⁴, Leenhardt R.², Vanbiervliet G.⁵, Leandri C.⁶, Rahmi G.⁷, Kirchgesner J.², Duburque C.⁸, Dray X.^{2,9}

P1661

ACCURACY OF ARTIFICIAL INTELLIGENCE AIDED REPORTING IN VIDEO CAPSULE ENDOSCOPY

Hong Y.Y.¹, Ninh A.², Corbett G.¹

P1662

WORLD'S LARGEST SERIES WITH CAPSOCAM®. FEASIBILITY, COMPLETION AND DETECTION RATE OF THE NEW GENERATION OF CAPSULE ENDOSCOPE WITH A 360° LATERAL PANORAMIC VIEW - A SINGLE CENTER RETROSPECTIVE STUDY

Pachofszky T., Holzmueller P., Madl C.

P1663

HIGH-RISK FACTORS FOR GASTRIC RETENTION IN SMALL BOWEL CAPSULE ENDOSCOPY. A SINGLE CENTRE RETROSPECTIVE COMPARATIVE STUDYO'Riordan F.¹, Reidy M.¹, Sim Yan En S.¹, McNamara D.^{1,2}, Wong J.¹, Manoharan T.¹, Semenov S.^{1,2}, Omorogbe J.¹, Ryan B.^{1,2}, O'Connor A.^{1,2}, Breslin N.^{1,2}

P1664

EFFECT OF INTRAVENOUS METOCLOPRAMIDE ON SMALL BOWEL TRANSIT TIME DURING MAGNETIC CAPSULE ENDOSCOPY EXAMINATION: A PROSPECTIVE, RANDOMIZED STUDYSchmiedt P.¹, Lovasz B.D.², Szalai M.¹, Kiss E.³, Oczella L.¹, Dubravcsik Z.⁴, Madacsy L.¹

P1665

PREVALENCE AND RISK FACTORS FOR DUODENAL PERFORATION DUE TO MIGRATED BILIARY PLASTIC STENTSStassen P.M.C., de Jong D.M., Poley J.W., Bruno M.J., de Jonge P.J.F.

P1666

STENT SELECTION FOR PREOPERATIVE DRAINAGE OF A DISTAL MALIGNANT BILIARY OBSTRUCTIONKohisa J., Yoshikawa S., Miida S., Hojo Y., Azumi M., Takeuchi M.

P1667

CONCOMITANT MALIGNANT DUODENAL AND BILIARY STENOSIS: DUODENAL STENTING AND HEPATOGASTROSTOMY DURING THE SAME PROCEDURE IS A SAFETY PROCEDURE (SAMETIME STUDY)Debourdeau A.¹, Caillol F.², Ratone J.P.², Zemmour C.¹, Decoster C.¹, Winkler J.¹, Pesenti C.², Bories E.¹, Giovannini M.²

P1669

THE EFFECTIVENESS AND SAFETY OF ENDOSCOPIC TRANSPAPILLARY GALLBLADDER STENTING FOR PATIENTS WITH ACUTE CHOLECYSTITISSekine K., Doi S., Kuniyoshi N., Tsujikawa T., Mabuchi M., Yasuda I.

P1671

INTRADUCTAL VS. TRANSPAPILLARY FULLY COVERED METAL STENT PLACEMENT FOR MALIGNANT BILIARY STRICTURESTaniguchi Y.

P1672

COMPLICATIONS OF PERCUTANEOUS TRANSHEPATIC CHOLANGIOGRAPHY AND BILIARY DRAINAGE (PTCD)Turan A.¹, Jenniskens S.², Schultze Kool L.J.², Martens J.M.³, Rutten M.J.C.M.⁴, Yo L.S.F.⁵, van Strijen M.J.L.⁶, Kievit W.², Drenth J.P.H.², Siersema P.D.², Van Geenen E.J.M.²

P1673

UNCOVERING CLINICAL GAPS IN THE MANAGEMENT OF CHRONIC LIVER DISEASE-ASSOCIATED THROMBOCYTOPENIA IN ADULTS REQUIRING ELECTIVE INVASIVE PROCEDURES: A CLINICAL PRACTICE ASSESSMENTFisher G.¹, Voorn S.¹, Gunsekera D.¹, Peck-Radosavljevic M.²

P1674

EMERGING TREATMENTS FOR CHRONIC LIVER DISEASE-ASSOCIATED THROMBOCYTOPENIA IN ADULTS REQUIRING ELECTIVE INVASIVE PROCEDURES: EFFECT OF ONLINE EDUCATION ON CLINICIAN KNOWLEDGE, AND CONFIDENCEFisher G.¹, Voorn S.², Gunsekera D.², Peck-Radosavljevic M.³

P1676

COMBINED ULTRASOUND- AND FLUOROSCOPY GUIDED TRANSHEPATIC BILIARY DRAINAGE IS SUPERIOR TO CONVENTIONAL RADIOGRAPHY GUIDED TECHNIQUEHollenbach M.¹, Schaumburg T.¹, Feisthammel J.¹, Mössner J.¹, Michl P.², Rosendahl J.², Hoffmeister A.¹

Poster Session

09:00 - 14:00

Poster Exhibition - Hall 7

Surgery III

P1677

DOES ENDOSCOPIC OBSTRUCTION IN COLORECTAL CANCER REQUIRE URGENT SURGERY AND RESULT IN POOR PROGNOSTIC FACTORS?Wilasrusmee C., Supsamutchai C., Jirasiritham J.

P1678

LONG TERM HEALTH RELATED QUALITY OF LIFE FOLLOWING COLORECTAL CANCER SURGERY: PATIENT REPORTED OUTCOMES IN A REMOTE FOLLOW-UP POPULATIONMalcolm F.¹, Banerjee A.¹, Whitehead D.¹, Gupta A.¹, Adiamah A.¹, West J.², Humes D.J.³

P1679

ILEOANAL POUCH CANCER: A CASE SERIESPatel R., Worley G., Allison L., Evans S., Sasikumar A., Jenkins J.T., Antoniou A., Faiz O., Corr A., Clark S.K., Latchford A.

P1680

EVALUATION OF EXTENDED LATERAL PELVIC SIDEWALL EXCISION [ELSIE] FOR LOCALLY ADVANCED & RECURRENT RECTAL CANCER (RCC) INVOLVING THE LATERAL PELVIC SIDEWALLPring E.¹, Gould L.², Fletcher J.³, Taylor C.³, Hona T.³, Hellawell G.³, Corr A.⁴, Burling D.⁵, Aston W.³, Antoniou A.³, Jenkins J.T.⁵

P1681

DEVELOPMENT OF PATIENT SPECIFIC 3D VIRTUAL MODELS FOR PLANNING BEYOND-TME RESECTIONS IN ADVANCED RECTAL CANCERFletcher J., Gould L., Pring E., Sahnan K., Burling D., Corr A., Antoniou A., Lung P., Miskovic D., Jenkins J.T.

P1682

UTILITY OF HIGH SUBCORTICAL SACRAL RESECTION [HISS] FOR LOCALLY ADVANCED & RECURRENT RECTAL CANCER EXTENDING ONTO L5/S1/2Pring E.¹, Gould L.², Fletcher J.³, Taylor C.³, Hona T.³, Aston W.³, Corr A.⁴, Burling D.⁵, Holloway I.³, Antoniou A.³, Jenkins J.T.⁵

P1683

SURGICAL REPAIR OF ENDOSCOPY INDUCED COLONIC PERFORATIONS: A CASE-MATCHED STUDY OF SHORT-TERM MORBIDITY AND MORTALITYDaniel F.¹, Jabak S.¹, Hosni M.¹, Tamim H.², Mailhac A.², Khalife M.³, Faraj W.³, Jamali F.³

P1684

ENDOSCOPIC MUCOSAL RESECTION AND ENDOSCOPIC SUBMUCOSAL DISSECTION OF 161 CASES OF LATERALLY SPREADING TUMORSSorogin S.¹, Kashin S.V.², Zavalov D.³, Goncharov V.I.⁴, Kraynova E.², Nadezhin A.⁴

P1685

RECTAL CANCER IN ADOLESCENTS AND YOUNG ADULTS (AYA): PRESENTATION PATTERN AND OUTCOMESFoppa C.¹, D'Hoore A.², Cianchi F.³, Carvello M.⁴, Wolthuis A.⁵, Montorsi M.⁴, Rimassa L.⁶, Bertuzzi A.⁷, Laghi L.⁸, Malesci A.⁷, Santoro A.⁷, Spinelli A.⁹

P1686

SURGICAL LAPAROSCOPIC TREATMENT OF DEEP ENDOMETRIOSIS WITH BOWEL INVOLVEMENT. A RETROSPECTIVE COHORT STUDYParra R.S.¹, Zanardi J.V.C.², Valerio F.P.², Feitosa M.², Féres O.³, Rocha J.J.R.⁴

P1687

COMPARATIVE RESULTS OF ENDOSCOPIC OPERATIONS FOR ZENKER'S DIVERTICULUMShumkina L.¹, Nedoluzhko I.², Pavlov I.², Shishin K.²

P1688

MINIMAL INVASIVE TECHNIQUES IN THE MANAGEMENT OF COLORECTAL ANASTOMOTIC LEAK: A RANDOMIZED EXPERIMENTAL STUDYKalvach J.^{1,2}, Ryska O.^{2,3}, Martinek J.^{2,4}, Hucl T.^{2,5}, Pazin J.^{1,2}, Hadac J.^{1,2}, Juhás S.², Juhásova J.², Foltan O.⁶, Ptracnik J.⁶, Kristianova H.⁶, Ryska M.⁷

P1689

SURGERY THROUGH STOMA-SITE INCREASES THE RISK OF PARASTOMAL HERNIA IN THE FIRST 6-MONTHSWickramasinghe D.^{1,2}, Twum-barima C.³, Alkizwini E.¹, Zafar N.⁴, Watfah J.S.⁴, Warusavitarne J.⁵

P1690

SINGLE-INCISION LAPAROSCOPIC SURGERY DOES NOT INCREASE THE RATE OF PARASTOMAL HERNIAWickramasinghe D.^{1,2}, Twum-barima C.³, Alkizwini E.¹, Warusavitarne J.⁴, Watfah J.S.⁵

P1691

LONG-TERM OUTCOMES OF FLEXIBLE ENDOSCOPIC SEPTUM DIVISION FOR ZENKER'S DIVERTICULUM (TREATMENT NAÏVE AND SURGICAL RECURRENCE) WITH THE STAG BEETLE KNIFEIshaq S.^{1,2}, Siau K.³, Down A.⁴, Mohaghegh H.⁵, Lee M.H.⁶, Kuwai T.⁷, Aziz A.⁸, Gait A.⁹, Mulder C.J.J.¹⁰

Poster Session

09:00 – 14:00

Poster Exhibition - Hall 7
Paediatric: Endocopy, Imaging and Surgery

P1693

ERCP SAFETY AND EFFICACY IN THE PEDIATRIC POPULATION: A SINGLE TERTIARY CARE CENTER EXPERIENCELigresti D., Martino A., Granata A., Barresi L., Tarantino I., Traina M.

P1694

COHORT ANALYSIS OF PEDIATRIC INTUSSUSCEPTION SCORE TO DIAGNOSE INTUSSUSCEPTIONRukwong P.¹, Phewplung T.², Vejchapit P.³, Sintusek P.¹

P1695

EFFECT OF PORTOSYSTEMIC SHUNT SURGERY ON CHOLANGIOPATHY IN CHILDREN WITH EXTRAHEPATIC PORTAL VENOUS OBSTRUCTIONRavindranath A., Sen Sarma M., Yachha S.K., Lal R., Singh S., Srivastava A., Poddar U., Neyaz Z., Behari A.

Poster Session

09:00 – 14:00

Poster Exhibition - Hall 7
IBD III

P1696

DISTINCTIVE MICROBIOTA TRAITS ALLOW TO DIFFERENTIATE BETWEEN CLOSTRIDIUM DIFFICILE INFECTION AND INFLAMMATORY BOWEL DISEASE PATIENTS IN AN AMERICAN POPULATIONAmoedo J.^{1,2}, Ramió-Pujol S.¹, Park E.³, Pollock N.³, Kelly C.³, Serra-Pagès M.¹, Guardiola J.⁴, Moss A.³, Aldeguer X.^{1,5,6}, Garcia-Gil J.^{1,2}

P1697

ESTABLISHMENT OF CHRONIC INFLAMMATION MODEL USING HUMAN SMALL INTESTINAL AND COLONIC ORGANOIDHibiya S., Tsuchiya K., Katsukura N., Shirasaki T., Watanabe S., Nishimura R., Okamoto R., Watanabe M.

P1698

SUCCINATE ACTIVATES THE ERK PATHWAY AND THE EXPRESSION OF WNT LIGANDS IN EPITHELIAL CELLSArastey M.¹, Ortiz-Masia D.², Gisbert Ferrándiz L.³, Macías-Ceja D.C.³, Calatayud S.³, Barrachina M.D.³, Cosin-Roger J.⁴

P1699

ASSOCIATION OF CX3CR1 EXPRESSION IN THE PERIPHERAL BLOOD WITH MUCOSAL INFLAMMATION IN IBD: A NATURAL KILLER STORY?Uniken Venema W.T.C.¹, Visser F.¹, Hagting M.¹, Voskuil M.², Jansen B.H.¹, Weersma R.K.², Festen E.A.M.⁽³⁾

P1700

NO DIFFERENCE IN THE DISTRIBUTION OF PATHOGENIC FACTORS FOUND IN ESCHERICHIA COLI ISOLATES FROM PATIENTS WITH CROHN'S DISEASE AND HEALTHY INDIVIDUALSSiniagina M., Markelova M., Laikov A., Boulygina E., Khusnutdinova D., Kharchenko A., Fedorova M., Romanova V., Grigoryeva T.

P1701

A GUT MICROBIOTA-DERIVED METABOLITE REROUTES INTESTINAL EXPANSION OF ANTIGEN PRESENTING CELLS FROM CIRCULATING MONOCYTES FOR ENHANCING ANTI-TUMORAL ACTIVITY AND SURVIVAL IN COLORECTAL CANCERChauvin C.¹, Boulard O.¹, Perche Q.¹, Régnier P.², Delacre M.¹, Segura E.³, Waldschmitt N.⁴, Couturier-Maillard A.¹, Darasse-Jèze G.², Chamaillard M.⁵, Poulin L.¹

P1702

CIRCULATING VITAMIN D BINDING PROTEIN, TOTAL, FREE AND BIOAVAILABLE 25-HYDROXYVITAMIN D AND THEIR RELATION TO INFLAMMATION IN INFLAMMATORY BOWEL DISEASE
Aksan A.^{1,2}, Boettger K.^{1,3}, Hein N.³, Caicedo-Zea Y.⁴, Diehl I.⁴, Schumann C.⁴, Armbruster F.-P.⁴, Stein J.^{1,2,3}

P1703

PTPN2 AND IL-10 IN THE DEVELOPMENT OF INFLAMMATORY BOWEL DISEASE
Conde Aranda J.¹, Schwarzfischer M.¹, Spalinger M.R.¹, Hering L.¹, Veenbergen S.², Samsom J.N.², Scharl M.¹

P1704

GREATER REDUCTIONS OF GUT T LYMPHOCYTES WITH COMBINED BLOCKADE OF α4β7 AND αEβ7 INTEGRINS VERSUS INDIVIDUAL BLOCKADE ALONE
Dai B., Ichikawa R., Elstrott J., Gogineni A., Keir M.E., McBride J., Yi T.

P1705

INTRACELLULAR SURVIVAL AND REPLICATION OF ADHERENT-INVASIVE ESCHERICHIA COLI (AIEC) AND NON-AIEC WITHIN TWO MACROPHAGE CELL LINES
Camprubí-Font C., Caballero-Moya A., Pont-Redondo N., Martinez Medina M.

P1706

CURDLAN FEEDING CHANGES MICROBIOTA COMPOSITION AND IMPROVES DSS COLITIS IN MICE
Rahman S.¹, Davids M.², van Hamersveld P.H.P.¹, Welting O.¹, Meijer S.L.², Williams D.L.³, van den Wijngaard R.M.¹, Hakvoort T.B.M.¹, de Jonge W.J.¹, Heinsbroek S.E.M.¹

P1707

DIFFERENTIAL GENE EXPRESSION AND AMINO ACID SUBSTITUTIONS OF OUTER MEMBRANE PROTEINS IN ADHERENT-INVASIVE ESCHERICHIA COLI
Camprubí-Font C.¹, Ruiz del Castillo B.², Barrabés Vera S.³, Martinez Martinez L.^{4,5,6}, Martinez Medina M.⁷

P1708

ELTANEXOR RAPIDLY DECREASES INFLAMMATION AND IMPROVES OUTCOMES IN A DSS MODEL OF IBD
Stakenborg M.¹, De Simone V.², Widman D.G.³, Gornisiewicz S.³, Tamir S.³, Baloglu E.³, Matteoli G.²

P1709

DECIPHERING COLONIC MUCOSA-ASSOCIATED BACTERIAL TAXA TO ASSIST IN DISCRIMINATING INFLAMMATORY BOWEL DISEASE SUBTYPES WITH COLONIC LOCATION
Lopez-Siles M.¹, Torrent P.¹, Mateu-Figueras G.², Aldeguer X.³, Sabat-Mir M.⁴, Daunis-i-Estadella P.², Martin-Fernandez J.A.², García-Gil L.J.¹, Martínez-Medina M.¹

P1710

BENEFICIAL EFFECTS OF 3-OXO-C12:2 N-ACYL HOMOSERINE LACTONE, A NEW QUORUM SENSING MOLECULE FROM THE GUT ECOSYSTEM, ON THE INTESTINAL BARRIER FUNCTION
Aguanno D.¹, Coquant G.¹, Peyrottes A.^{1,2}, Brot L.¹, Mallet J.-M.², Carrière V.¹, Leturque A.¹, Seksik P.^{1,3}, Grill J.-P.¹, Thenet S.^{1,4}

P1711

IS THERE A BETTER WAY TO MONITOR VITAMIN D METABOLISM IN INFLAMMATORY BOWEL DISEASE?
Boettger K.^{1,2}, Aksan A.^{2,3}, Hein N.¹, Stein J.^{1,2,3}

P1713

EFFECT OF ETHNICITY ON THE FAECAL WATER METABOLIC PROFILES IN CROHN'S DISEASE
Powles S.T.R.^{1,2}, Chong L.^{1,2}, Gallagher K.I.¹, Hicks L.^{1,2}, Swann J.R.³, Holmes E.³, Williams H.R.T.^{1,2}, Orchard T.R.^{1,2}

P1714

GUT MICROBIOTA COMPOSITION AS A PREDICTOR OF INFLIXIMAB TREATMENT RESPONSE IN INFLAMMATORY BOWEL DISEASE PATIENTS
Nissilä E.¹, Eberl A.², Ventin-Holmberg R.¹, Sipponen T.², Salonen A.³, Saavalainen P.¹

P1715

TPL2 INHIBITOR TREATMENT REDUCES MULTIPLE INFLAMMATORY ENDPOINTS IN A SCID T CELL TRANSFER MODEL OF COLITIS
Hammond A., Cui Z.-H., Zipfel S., Wendt E., Wilbert S., Taylor J., Warr M.

P1716

GS-4875, A FIRST-IN-CLASS TPL2 INHIBITOR SUPPRESSES MEK-ERK INFLAMMATORY SIGNALING AND PROINFLAMMATORY CYTOKINE PRODUCTION IN PRIMARY HUMAN MONOCYTES
Warr M., Hammond A., Park G., Cui Z.-H., Wright N., Taylor J.

P1717

PROSTAGLANDIN E2 PRODUCTION BY ENTERIC GLIAL CELLS REDUCES COLITIS DEVELOPMENT IN FEMALE MICE
Rolli-Derkinderen M.¹, Bessard A.², Durieu E.², Oullier T.², Mahé M.², Cenac N.³, Neunlist M.²

P1718

MATERNAL EXPOSURE TO GOS/INULIN MIXTURE FOSTERS COLITIS DEVELOPMENT IN OFFSPRING MICE
Le A.¹, Selle A.², Aubert P.¹, Brosseau C.², Durieu E.¹, Oullier T.¹, Neunlist M.³, Bodinier M.², Rolli-Derkinderen M.⁴

P1719

COMPARATIVE ANALYSIS OF FAECAL CALPROTECTIN AND SHORT CHAIN FATTY ACIDS IN PATIENTS WITH ULCERATIVE COLITIS AND CROHN'S DISEASE
Valencise Quaglio A.E.¹, Ribeiro Batista G.², Almeida-Jr L.D.¹, Sasaki L.Y.², Di Stasi L.C.¹

P1720

ASSOCIATION OF PROINFLAMMATORY CYTOKINES WITH INFLAMMATORY BIOMARKERS IN PATIENTS WITH INFLAMMATORY BOWEL DISEASE
Valeeva A.¹, Danilova N.², Abdulkhakov S.^{3,4}, Skorokhodkina O.⁴, Abdulkhakov R.⁴, Odintsova A.⁵, Kletenkov K.³, Garanina E.³, Ivanov K.³, Lo Sasso G.⁶, Battey J.N.D.⁶, Sierro N.⁶, Poussin C.⁶, Ivanov N.⁶, Peitsch M.C.⁶, Hoeng J.⁶

P1721

GUT-BRAIN AXIS IN INFLAMMATORY BOWEL DISEASES: EMERGENT ROLE OF INTESTINAL PERMEABILITY
Petito C.¹, Petito V.², Ferrarese D.¹, Laterza L.¹, Schiavoni E.¹, Napolitano D.¹, Gasbarrini A.^{1,2}, Scalaferrì F.^{1,2}

P1722

INCIDENCE AND PREVALENCE OF MICROSCOPIC COLITIS: SYSTEMATIC REVIEW AND META-ANALYSIS

Guagnozzi D.¹, Verhaegh B.P.², Lucendo A.J.³, Bohr J.⁴, Lyutakov I.⁵, Macaigne G.⁶, Fernández-Bañares F.⁷, European Microscopic Colitis Group (EMCG)

P1723

A PICTURE PAINTS A THOUSAND WORDS: INVESTIGATING DISABILITY IN INFLAMMATORY BOWEL DISEASE

Clifford C.¹, Christopher B.², Neary B.³, Tayyub M.³, Samad H.³, White C.³, Anderson E.³, Keohane J.⁴, Sengupta S.⁵

P1724

FAECAL CALPROTECTIN SUGGESTS PRESENCE OF GUT INFLAMMATION IN AXIAL SPONDYLOARTHRITIS WITHOUT IBD

Selvarajah U.G.¹, Miguens Blanco J.¹, Martínez-Gili L.¹, Pechlivanis A.¹, Radhakrishnan S.T.¹, Marchesi J.R.¹, Keat A.², Williams H.R.T.^{1,3}, Machado P.M.², Orchard T.R.^{1,3}

P1725

IS AXIAL SPONDYLOARTHRITIS IN IBD DIFFERENT TO AXIAL SPONDYLOARTHRITIS WITHOUT IBD?

Selvarajah U.G.^{1,2}, Miguens Blanco J.¹, Martínez-Gili L.¹, Pechlivanis A.¹, Radhakrishnan S.T.¹, Marchesi J.R.¹, Keat A.³, Williams H.R.T.^{1,2}, Machado P.M.³, Orchard T.R.^{1,2}

P1726

EPIDEMIOLOGICAL AND CLINICAL CHARACTERISTICS, AND RESPONSE TO TREATMENT, IN PATIENTS WITH MICROSCOPIC COLITIS

Rojo E., Casanova M.J., P. Gisbert J.

P1727

TOP LIST OF MALIGNANCIES OBSERVED IN THE HUNGARIAN POPULATION WITH ULCERATIVE COLITIS

Molnár T.¹, Szántó K.¹, Milassin Á.², Farkas K.²

P1728

USEFULNESS OF NATURAL LANGUAGE PROCESSING (NLP) COMBINED WITH DEEP MACHINE LEARNING AS A TOOL FOR CLINICAL RESEARCH IN CROHN'S DISEASE. PREMONITION-CD STUDY

Fernandez-Nistal A.¹, Martínez V.¹, Gomollon Garcia F.², Tagarro I.¹, Medrano I.³, Montoto Otero C.¹

P1729

EARLY DISEASE ACCELERATION IN PATIENTS WITH NEWLY DIAGNOSED CROHN'S DISEASE IN INDIA AND ISRAEL: INSIGHTS FROM AN EAST-WEST INCEPTION COHORT

Goren I.¹, Yanai H.², Pal P.³, Adigopula B.⁴, Pendyala S.⁵, Yadgar K.⁶, Banerjee R.⁷, Dotan I.⁸, the Indo-Israeli IBD GastroEnterology paRtnership (TiiiGER)

P1730

COMPARISON OF DIETARY PATTERNS IN IBD PATIENTS BETWEEN THE NORTHERN AND SOUTHERN PROVINCES OF THE NETHERLANDS

Peters V.^{1,2}, Spooren C.³, Weersma R.K.¹, van Dullemen H.M.¹, Festen E.A.M.¹, Visschedijk M.¹, Masclee A.A.³, Hendrix E.³, Pierik M.J.⁴, Dijkstra G.¹, Jonkers D.M.³, Campmans-Kuijpers M.¹

P1731

INCREASING INCIDENCE OF CROHN'S DISEASE IN EPIRUS, GREECE: A 30-YEAR PROSPECTIVE STUDY FROM A REFERRAL CENTER

Skamnelos A.¹, Katsanos K.H.², Malakos Z.¹, Saridi M.¹, Albani E.³, Lamouri C.³, Mousavere I.¹, Kawvadias A.¹, Theopistos V.¹, Mpaltagiannis G.⁴, Tzampouras N.¹, Christodoulou D.K.⁵

P1732

PREVALENCE AND PREDICTORS OF SEXUAL AND ERECTILE DYSFUNCTION IN PATIENTS WITH INFLAMMATORY BOWEL DISEASE

Domislovic V.¹, Brinar M.², Barišić A.³, Vujčić L.⁴, Novosel M.⁴, Krznarić Z.⁵

P1733

ERECTILE DYSFUNCTION IN MEN WITH NEWLY DIAGNOSED INFLAMMATORY BOWEL DISEASE

Ait Errami A.¹, Samlani Z.², Oubaha S.³, Krati K.³

P1735

THE OMIS (OCULAR MANIFESTATIONS IN IBD SCREENING) QUESTIONNAIRE: A TOOL FOR CLINICIANS FOR EARLY DETECTION OF OCULAR INVOLVEMENT IN INFLAMMATORY BOWEL DISEASE

Scrive B.¹, Vadalà M.², Giuffrida E.¹, Davì C.³, Ingrassia Strano G.³, Ventura N.², Cillino S.¹, Cammà C.¹, Cappello M.¹

P1736

UPGRADED DIFFERENTIAL DIAGNOSIS OF MULTIPLE PSEUDOPOLYPS AND PRECANCEROUS POLYPS: 10 YEARS PRACTICE BASED STUDY

Prymak O.¹, Golovchenko O.², Babiichuk Y.²

P1737

EFFECT OF ANTINUCLEAR ANTIBODIES ON THE PHARMACOKINETICS OF INFLIXIMAB IN PATIENTS WITH INFLAMMATORY BOWEL DISEASE

Theodoraki E.¹, Orfanoudaki E.¹, Foteinogiannopoulou K.¹, Legaki E.², Gazouli M.², Koutroubakis I.²

P1738

PREVALENCE AND RISK FACTORS FOR NON-ALCOHOLIC FATTY LIVER DISEASE IN CROHN'S DISEASE

Ben Mohamed A., Medhioub M., Khsiba A., Mahmoudi M., Hamzaoui L., Azzouz M.M.

P1739

A SCREENING TOOL FOR THE EARLY DIAGNOSIS OF EXTRAINTestinal MANIFESTATIONS IN INFLAMMATORY BOWEL DISEASE: THE EMAIL QUESTIONNAIRE

Ingrassia Strano G.¹, Busacca A.¹, Giuffrida E.¹, Guida L.¹, Carrozza L.¹, Scrive B.², Calvaruso V.³, Cappello M.⁴

P1740

PREDICTORS OF NEGATIVE C-REACTIVE PROTEIN IN ACTIVE CROHN'S DISEASE

Ben Mohamed A., Medhioub M., Khsiba A., Mahmoudi M., Hamzaoui L., Azzouz M.M.

P1741

DEGRADATION AND FORMATION OF TYPE III, IV AND V COLLAGEN ARE ASSOCIATED WITH DISEASE ACTIVITY, DISEASE SEVERITY AND DISEASE EXTENSION IN PATIENTS WITH ULCERATIVE COLITIS

Mortensen J.H.¹, Domislovic V.², Karsdal M.A.¹, Brinar M.², Krznarić Ž.², Manon-Jensen T.¹

P1743

ELEVATED ECTODOMAIN OF TYPE XXIII COLLAGEN IS A NOVEL BIOMARKER OF THE INTESTINAL EPITHELIUM TO MONITOR DISEASE ACTIVITY IN ULCERATIVE COLITIS AND IN CROHN'S DISEASE

Manon-Jensen T.¹, Sun S.¹, Lindholm M.¹, Krzniaric Z.², Giuffrida P.³, Domislović V.², Di Sabatino A.^{3,4}, Mazza G.⁴, Pinzani M.⁴, Barišić A.², Mortensen J.H.¹, Karsdal M.A.¹

P1744

INSIGHTS FROM A MULTIDISCIPLINARY REFERRAL CLINIC FOR DERMATOLOGICAL COMPLICATIONS IN PATIENTS WITH INFLAMMATORY BOWEL DISEASES: IBD-DERMA-CLINIC

Yanai H.^{1,2}, Amir Barak H.^{2,3}, Lavie I.², Avni Biron I.^{1,2}, Goren I.^{1,2}, Snir, Y.^{1,2}, Broitman Y.^{1,2}, Lelbovitz H.^{1,2}, Banai Eran H.^{1,2}, Aharoni Golan M.^{1,2}, Dotan I.^{1,2}, Pavlovsky L.^{2,4}

P1745

MUCOSAL ABNORMALITIES OF THE ESOPHAGEAL IN PATIENTS WITH IBD: AN ENDOSCOPIC STUDY

Errabie F.¹, Khannoussi W.², Ismaili Z.³, Kharrasse G.⁴

P1746

SEROLOGICAL BIOMARKERS OF TYPE VI COLLAGEN REMODELLING REFLECT ENDOSCOPICALLY AND CLINICALLY ACTIVE CROHN'S DISEASE

Lindholm M.¹, Godskesen L.E.², Kjeldsen J.², Krag A.², Pehrsson M.¹, Manon-Jensen T.¹, Karsdal M.A.¹, Mortensen J.H.¹

P1747

A SEROLOGICAL BIOMARKER OF TYPE VIII COLLAGEN THAT CONTAINS THE ANTI-ANGIOGENIC SIGNALLING MOLECULE, VASTATIN, IS ASSOCIATED WITH THE EXTENSION OF DISEASE IN ULCERATIVE COLITIS

Lindholm M.¹, Godskesen L.², Pehrsson M.¹, Kjeldsen J.², Krag A.², Karsdal M.A.¹, Manon-Jensen T.¹, Mortensen J.H.¹

P1748

MUCOSAL CAPILLARY PATTERN RECOGNITION BASED ON AUTOMATED IMAGE ANALYSIS DURING ENDOSCOPY ACCURATELY DETECTS HISTOLOGICAL REMISSION IN ULCERATIVE COLITIS

Bossuyt P.^{1,2}, De Hertogh G.³, Eelbode T.⁴, Vermeire S.⁵, Bisschops R.⁶

P1749

SYSTEMATIC LIVER BIOPSY DURING SURGERY FOR INFLAMMATORY BOWEL DISEASE: WHAT CONTRIBUTION?

Errabie F.¹, Khannoussi W.², Ismaili Z.³, Kharrasse G.⁴

P1750

THERAPEUTIC DRUG MONITORING IN CROHN'S DISEASE PATIENTS, A COMPARISON BETWEEN HOMOGENEOUS MOBILITY SHIFT ASSAY AND POINT OF CARE METHOD

Bodini G.¹, Demarzo M.G.², Djahandideh A.³, Baldissarro I.³, Savarino E.V.⁴, Savarino V.⁵, Jain A.⁶, Risso P.⁷, Giannini E.G.⁸

P1751

USEFULNESS OF FECAL CALPROTECTIN IN PRIMARY CARE SETTING: AN EXPERIENCE IN NORTH - EAST ITALY POPULATION

Moccia F.¹, Russo M.¹, Miraglia C.¹, Barchi A.¹, Crafa P.¹, Franzoni L.¹, Franceschi M.², Baldassarre G.², Ferronato A.², Rodriguez-Castro K.I.², Cuoco L.², Antico A.³, Panozzo M.P.³, Tursi A.⁴, Brandimarte G.⁵, Rugge M.⁶, Di Mario F.¹

P1752

SERUM BIOMARKERS OF DEGRADATION AND FORMATION OF TYPE III, IV AND V COLLAGEN ARE ASSOCIATED WITH DISEASE ACTIVITY IN PATIENTS WITH CROHN'S DISEASE

Domislović V.¹, Mortensen J.H.², Karsdal M.³, Barišić A.⁴, Jensen T.M.⁵, Krzniaric Z.⁶

P1753

FAECAL CALPROTECTIN SHOWS POOR CORRELATION WITH ENDOSCOPIC ACTIVITY IN CROHN'S DISEASE PATIENTS WITH AN END-ILEOSTOMY COMPARED TO THOSE POST ILEO-COLONIC RESECTION

Jones F.^{1,2}, Rowan C.³, Ciara E.², Sheridan J.⁴, Cullen G.⁵, Mulcahy H.⁶, Doherty G.A.^{1,7}

P1754

THE SYSTEMIC IMMUNE-INFLAMMATION INDEX PREDICTS DISEASE SEVERITY OF ULCERATIVE COLITIS

Yan J.¹, Deng F.¹, Tan Y.¹, Liu D.²

P1755

THE RISK OF COLORECTAL CANCER IN PATIENTS WITH INFLAMMATORY BOWEL DISEASE: A SYSTEMATIC REVIEW AND META-ANALYSIS

Zhou W.¹, Chen H.^{1,2}, Sha W.^{1,3}, Luo Y.¹, Zhou W.¹, Chen H.^{1,2}, Sha W.^{1,3}, Luo Y.¹

P1756

NORMALISATION OF FAECAL CALPROTECTIN WITHIN 12 MONTHS OF DIAGNOSIS IS ASSOCIATED WITH REDUCED LONG-TERM DISEASE PROGRESSION IN CROHN'S DISEASE

Plevris N., Fulforth J., Jenkinson P., Lyons M., Arnott I., Jones G., Lees C.W.

P1757

DOES CRP LEVEL CAN PREDICT MUCOSAL REMISSION?

Bakkaloglu O.¹, Eskazan T.¹, Baspinar S.N.¹, Yildirim S.², Gulturk I.¹, Bozcan S.³, Kurt E.A.³, Erzin Y.Z.⁴, Hatemi A.I.⁴, Tuncer M.⁵, Celik A.F.³

P1758

FECAL EOSINOPHIL-DERIVED NEUROTOXIN/EOSINOPHIL PROTEIN X (EDN/EPX) SHOWED HIGH SPECIFICITY AND POSITIVE PREDICTIVE VALUE AS A BIOMARKER FOR DETECTING DISEASE ACTIVITY IN INFLAMMATORY BOWEL DISEASE COMPARE TO FAECAL CALPROTECTIN

Lyutakov I.^{1,2}, Penchev P.³, Nakov R.⁴, Nakov V.⁵, Valkov H.⁶, Dimov A.⁷, Chetirska M.⁸, Asenova B.⁸, Vatcheva- Dobrevska R.⁸, Vladimirov B.⁹

P1759

BONE MINERAL METABOLISM IN INFLAMMATORY BOWEL DISEASE: A CROSS-SECTIONAL STUDY

Tulewicz-Marti E.M., Korc T., Rydzewska-Wyszkowska G.

P1760

VITAMIN D DEFICIENCY IN PATIENTS WITH INFLAMMATORY BOWEL DISEASE IS ASSOCIATED WITH INCREASED DISEASE ACTIVITY

Kubesch A., Hausmann J., Amiri M., Sprinzl K., Blumenstein I.

P1761

MMP-2 AND -8 DEGRADED AND CITRULLINATED-VIMENTIN (VICM) CORRELATES TO DISEASE ACTIVITY IN INFLAMMATORY BOWEL DISEASES

Godskesen L.E.¹, Lindholm M.², Mortensen J.H.², Krag A.¹, Karsdal M.A.², Manon-Jensen T.², Kjeldsen J.¹

P1762

FECAL SHORT-CHAIN FATTY ACIDS IN INFLAMMATORY BOWEL DISEASES PATIENTS

Danilova N.¹, Abdulkhakov S.², Grigoryeva T.V.¹, Markelova M.², Boulygina E.¹, Odintsova A.³, Ardatskaya M.⁴, Abdulkhakov R.⁵, Lo Sasso G.⁶, Battey J.⁷, Sierro N.⁷, Poussin C.⁷, Ivanov N.⁷, Peitsch M.⁷, Hoeng J.⁷

P1763

FECAL EOSINOPHIL CATIONIC PROTEIN IS A DIAGNOSTIC AND PREDICTIVE BIOMARKER IN YOUNG ADULTS WITH INFLAMMATORY BOWEL DISEASE

Abedin N.^{1,2}, Langen T.¹, Groner S.¹, Jessica R.¹, Tischendorf S.¹, Röseler S.³, Trautwein C.¹, Streetz K.⁴, Sellge G.^{1,5}

P1764

IL-33/ST2 LEVELS AND GUT MICROBIOTA CHARACTERIZATION CAN PREDICT MUCOSAL RESPONSE TO ANTI-TNF THERAPY IN ULCERATIVE COLITIS

Lopetuso L.R.¹, Petito V.², Graziani C.³, Quagliariello A.⁴, Del Chierico F.⁴, Scannone D.⁵, Putignani L.⁴, Pizarro T.T.⁶, Armuzzi A.⁷, Scaldaferrì F.⁸, Gasbarrini A.⁹

P1765

NUTRITIONAL HABITS AND INFLUENCE OF BODY MASS INDEX IN PATIENTS WITH INFLAMMATORY BOWEL DISEASE

García Mateo S.¹, Laredo De La Torre V.¹, Aranda Jarreta S.², Carrera P.³, Gomollon Garcia F.^{2,4}, Gargallo Puyuelo C.J.⁵, Arroyo-Villarino M.T.^{1,2}

P1767

CROHN'S DISEASE, ARTHRITIS AND INFLAMMATORY BACK PAIN ARE ASSOCIATED WITH A HIGHER CHANCE OF AXIAL SPONDYLOARTHRITIS IN PATIENTS WITH INFLAMMATORY BOWEL DISEASE

Belousova E.¹, Odintsova A.², Abdulganieva D.³, Protopopov M.⁴

P1768

DOES HISTOLOGICAL REMISSION (NANCY INDEX) PREDICT RELAPSE-FREE SURVIVAL IN PATIENTS WITH ULCERATIVE COLITIS IN ENDOSCOPIC REMISSION?

Ben Abbes M.¹, Medhioub M.¹, Nechi S.², Chabaane C.², Khsiba A.³, Moufida M.¹, Hamzaoui M.L.¹, Azouz M.M.¹

P1765

IMMUNOMODULATOR AND BIOLOGICAL THERAPY ARE INCREASED IN INFLAMMATORY BOWEL DISEASE PATIENTS WITH ASSOCIATED IMMUNO-MEDIATED INFLAMMATORY DISEASES

García García M.J.¹, Pascual M.², Del Pozo C.², Rasines L.³, Castro B.², Crespo J.⁴, Rivero M.¹

P1769

COST-UTILITY ANALYSIS OF MRI AND CT IN RADIATION-INDUCED NEOPLASMS IN INFLAMMATORY BOWEL DISEASE

Low D.L.¹, Chawla T.², Nguyen G.C.¹

P1770

FECAL CALPROTECTIN AND FECAL IMMUNOCHEMICAL TEST HAVE DIFFERENT VALUES DEPENDING ON MUCOSAL STATUS IN PATIENTS WITH ULCERATIVE COLITIS

Kim H.W., Ryu D.G., Park S.B., Choi C.W., Kang D.H., Kim S.J., Nam H.S.

P1771

THE VARIATION OF FAECAL CALPROTECTIN LEVEL WITHIN THE FIRST MONTHS AFTER BOWEL RESECTION IS PREDICTIVE OF ENDOSCOPIC POSTOPERATIVE RECURRENCE IN PATIENTS WITH CROHN'S DISEASE

Boube M.¹, Laharie D.², Nancey S.³, Hebuterne X.⁴, Fumery M.⁵, Pariente B.⁶, Roblin X.⁷, Peyrin-Biroulet L.⁸, Pereira B.¹, Bommelaer G.⁹, Busserolles J.¹⁰

P1772

CUTTING EDGE TECHNOLOGIES PIMS MOLECULAR FINGERPRINT AND NPOT MOLECULAR NETWORK IN DETERMINATION OF RESPONSE TO VEDOLIZUMAB IN A PROSPECTIVE TREATMENT OF ULCERATIVE COLITIS (UC) AND CROHN'S DISEASE (CD)

Eftekhari P.¹, Breidert M.²

P1773

INCREASED ADALIMUMAB LEVELS ARE ASSOCIATED WITH CLINICAL, BIOLOGICAL AND ENDOSCOPIC REMISSION, AND LOWER DISEASE-RELATED COMPLICATIONS RATE IN PATIENTS WITH IBD

Ritter E.^{1,2}, Fliss-Isakov N.^{2,3}, Ron Y.^{2,3}, Cohen N.A.^{2,3}, Maharshak N.^{2,3}, Hirsch A.^{2,3}

P1774

ULCERATIVE COLITIS PATIENTS WITH LOW SERUM LEVELS AFTER THE INDUCTION OF ANTI-TNF DRUGS DO NOT ACHIEVE MUCOSAL HEALING AT ONE YEAR. A PROSPECTIVE STUDY

Bertani L.^{1,2}, Tapete G.¹, Albano E.¹, Baiano Svizzero G.¹, Mumolo G.², Maltinti S.¹, Ramacciotti N.¹, Ceccarelli L.², de Bortoli N.¹, Bellini M.¹, Marchi S.¹, Costa F.²

P1775

SAFETY OF USTEKINUMAB IN INFLAMMATORY BOWEL DISEASES: INTEGRATED SAFETY ANALYSIS OF RESULTS FROM PHASE 2 AND 3 STUDIES IN CROHN'S DISEASE AND ULCERATIVE COLITIS

Ghosh S.¹, Sands B.E.², O'Brien C.D.³, Tikhonov I.³, Zhou Y.³, Volger S.³, Marano C.³, Ott E.⁴, Gasink C.⁴, Sandborn W.J.⁵, Danese S.⁶

P1776

DOES ANTI-TNF MAKES DIFFERENCE IN OSTEOARTICULAR MANIFESTATIONS ASSOCIATED TO INFLAMMATORY BOWEL DISEASE?

Santos A.L.^{1,2,3}, Lopes S.^{1,2,3}, Gaspar R.^{2,3,4}, Andrade P.^{1,2,3}, Corte-Real Nunes A.^{2,3,5}, Macedo G.^{1,2,3}

P1777

ELEMENTAL DIET THERAPY PLAYS A SIGNIFICANT ROLE IN AVOIDING POSTOPERATIVE SURGICAL RECURRENCE IN PATIENTS WITH CROHN'S DISEASE IN THE ERA OF BIOLOGICS

Shinozaki M., Takahashi R.

P1778

METHOTREXATE AFTER ANTI-TNF- α ; FAILURE IN CROHN'S DISEASE: A RETROSPECTIVE SERIES FROM THE ENEIDA REGISTRY. TEACHING AN OLD DOG NEW TRICKS?

Mesonero F.¹, Castro-Poceiro J.², Ricart E.², Benítez J.M.³, Camps Aler B.⁴, Guardiola J.⁵, Iborra M.⁶, López-García A.⁷, Torres Rodríguez P.F.⁸, Esteve M.⁹, Tosca J.¹⁰, Bertoletti F.¹¹, Almela P.¹², Calvet X.¹³, Vera M.I.¹⁴, Bujanda L.¹⁵, Gomollon García F.¹⁶, Rodríguez C.¹⁷, Antolín B.¹⁸, Busquets Casals D.¹⁹, Hernandez Camba A.²⁰, Rivero M.²¹, Monfort i Miquel D.²², Castaño-García A.²³, Gisbert J.²⁴, Rodríguez-Lago I.²⁵, Ramos L.²⁶, Domselaar M.V.²⁷, Merino O.²⁸, Navarro-Llavat M.²⁹, Ramírez P.³⁰, Rodríguez A.³¹, Lorente Poyatos R.³², Gutierrez Casbas A.³³, Muñoz C.³⁴, Ber Y.³⁵, Domènech E.³⁶, López-Sanromán A.¹, on behalf of the ENEIDA Project of GETECCU

P1779

BIOLOGIC USE IN ADULT PATIENTS NEWLY DIAGNOSED WITH ULCERATIVE COLITIS IN THE UNITED STATES, 2010-2013 AND 2014-2016

D'Haens G.R.¹, Naegeli A.², Mahoui M.³, Morton S.³, Dong Y.³, Hunter T.², Farrar M.², Canavan J.³, Stefani-Hunyady D.⁴

P1780

BIOLOGIC USE IN ADULT PATIENTS NEWLY DIAGNOSED WITH CROHN'S DISEASE IN THE UNITED STATES, 2010-2013 AND 2014-2016

D'Haens G.R.¹, Naegeli A.², Mahoui M.³, Morton S.³, Dong Y.³, Hunter T.², Farrar M.², Canavan J.³, Stefani-Hunyady D.⁴

P1781

TREATMENT WITH THIOPURINES IN PATIENTS WITH ULCERATIVE COLITIS. IS ADHERENCE A SIGNIFICANT FACTOR?

Capilla Lozano M.¹, Gomez Medina C.¹, Ballester Ferre M.P.², Marti Aguado D.³, Bosca Watts M.M.⁴, Tosca Cuquerella J.⁵, Navarro Cortes P.⁶, Mora Miguel F.⁴, Minguez Pérez M.⁴

P1782

SEVERE FATIGUE IS COMMON AND ASSOCIATED WITH LOW QUALITY OF LIFE AND WORK PRODUCTIVITY LOSS IN IBD: THE WORK-IBD STUDY

Van Gennep S.¹, Evers S.W.¹, de Boer N.K.², Rietdijk S.T.³, Gielen M.E.⁴, Gecse K.B.¹, Duijvestein M.¹, Ponsioen C.Y.¹, D'Haens G.R.¹, de Boer A.G.E.M.⁵, Löwenberg M.¹

P1783

FECAL CONCENTRATION OF VEDOLIZUMAB CORRELATES WITH TISSUE DRUG LEVELS AND ENDOSCOPIC ACTIVITY IN INFLAMMATORY BOWEL DISEASE PATIENTS

Farkas K.¹, Szántó K.², Kata D.³, Földesi I.⁴, Nyári T.⁵, Balogh F.¹, Rutka M.², Balint A.¹, Bor R.¹, Fabian A.¹, Milassin Á.¹, Szepes Z.G.⁴, Nagy F.⁶, Maléth J.⁷, Molnár T.²

P1784

SAFETY AND EFFICACY OF ENDOSCOPIC DILATATION OF SMALL BOWEL CROHN'S DISEASE STRICTURES BY BALLOON-ASSISTED ENTEROSCOPY: A POOLED ANALYSIS OF INDIVIDUAL DATA FROM 219 PATIENTS

Bettenworth D.¹, Bokemeyer A.², Kou L.³, Lopez R.³, Halloran B.⁴, Reeson M.⁴, Hosomi N.⁵, Kishi M.⁶, Hirai F.⁶, Ohmiya N.⁷, Rieder F.^{8,9}

P1785

COMPARATIVE ASSESSMENT OF FECAL MICROBIOTA TRANSPLANTATION AND CURRENT THERAPIES AS INDUCTION TREATMENT FOR ACTIVE REFRACTORY ULCERATIVE COLITIS: A SYSTEMATIC REVIEW AND NETWORK META-ANALYSIS

Malandris K.¹, Paschos P.^{1,2}, Koukoulaki A.¹, Katsoula A.¹, Manolopoulos A.¹, Tsapas A.^{1,3}, Bekiari E.¹

P1786

THE ECONOMIC BURDEN OF CROHN'S DISEASE IN EUROPE: FINDINGS FROM A SYSTEMATIC LITERATURE REVIEW

Purser M.¹, Bhaila R.², Hartley L.², Earnshaw S.¹, Nag A.³

P1787

IMPROVEMENT OF SYMPTOMS AND QUALITY OF LIFE AFTER REPEATED FAECAL MICROBIOTA TRANSPLANTATION FOR TREATMENT OF CHRONIC POUCHITIS

Kousgaard S.¹, Kirk K.F.², Nielsen H.L.³, Thorlacius-Ussing O.⁴

P1788

ECONOMIC EVALUATIONS OF BIOLOGICAL TREATMENTS FOR MODERATE-TO-SEVERE CROHN'S DISEASE: FINDINGS FROM A SYSTEMATIC LITERATURE REVIEW

Purser M.¹, Bhaila R.², Hartley L.², Earnshaw S.¹, Nag A.³

P1789

CIRCULATING CD8⁺ MEMORY T CELLS AS EARLY BIOMARKERS OF REMISSION TO VEDOLIZUMAB IN ULCERATIVE COLITIS

González M.¹, Lund Tiirikainen M.K.², Lopez Garcia A.³, Murciano Gonzalo M.F.¹, Abril Rodriguez L.¹, Canillas Alaves L.¹, de Jesús Gil C.², Ruiz-Romeu E.², Sans L.², Santamaria-Babí L.F.², Márquez Mosquera L.¹

P1790

COMBINATION OF BIOMARKERS REFLECTING TYPE IV COLLAGEN DEGRADATION AND CITRULLINATED VIMENTIN PREDICTS RESPONSE TO ADALIMUMAB WITH HIGH DIAGNOSTIC ACCURACY, IN PATIENTS WITH CROHN'S DISEASE

Mortensen J.H.¹, Karsdal M.A.¹, Grønbaek H.², Hvas C.L.², Dige A.², Manon-Jensen T.¹

P1791

DIFFERENCE IN CLINICAL EFFICACY AND SAFETY IN CROHN'S DISEASE PATIENTS TREATED WITH INFliximab ACCORDING TO TIMING FOR ADDITION OF THIOPURINE

Zeze K.¹, Hirano A.¹, Torisu T.¹, Esaki M.²

P1792

EOTAXIN-1 AND MUCOSAL EOSINOPHIL ABUNDANCE PREDICT TREATMENT RESPONSE TO VEDOLIZUMAB IN INFLAMMATORY BOWEL DISEASE

Gabriëls R.Y.¹, Bourgonje A.R.¹, von Martels J.Z.H.¹, Trentadue G.¹, Blokzijl T.¹, van Dullemen H.M.¹, Festen E.A.M.¹, Visschedijk M.C.¹, Weersma R.K.¹, Kats-Ugurlu G.², Faber K.N.³, Dijkstra G.¹

P1793

AZATHIOPRINE CO-MEDICATION HAS NO IMPACT ON VEDOLIZUMAB PHARMACOKINETICS

Kadleckova B.¹, Polakovicova V.², Lucenicova J.³, Mikus P.⁴, Zelinkova Z.⁵

P1794

A FRENCH NATIONWIDE PROSPECTIVE STUDY OF INFLIXIMAB BIOSIMILAR CT-P13 USE IN REAL LIFE (REFLECT): A TWO-YEAR FOLLOW-UPNancey S.¹, Laharie D.², Mammari N.³, Bouhnik Y.⁴

P1795

REAL LIFE EXPERIENCE OF FIRST LINE ANTI-TNF IN CROHN'S DISEASE PATIENTS IN SPAIN: DO WE HAVE DATA TO CHOOSE BETWEEN INFLIXIMAB AND ADALIMUMAB?Marín-Jiménez I.¹, Bastida G.², Fores A.³, Argüelles-Arias F.⁴, Tagarro I.⁵, Fernandez A.⁵, Montoto Otero C.⁵, Aguas M.⁶, Ferreiro Iglesias R.⁷, Merino O.⁸, Santos Fernández J.⁹, Cortes X.¹⁰, Mesonero Gismero F.¹¹, Barreiro de Acosta M.¹²

P1796

TOFACITINIB INDUCTION EFFICIENCY AND INTRACELLULAR CYTOKINE DYNAMICS IN ULCERATIVE COLITIS: RESULTS FROM CLINICAL PRACTICE ✦Kolar M.¹, Lukas M.¹, Malickova K.^{1,2}, Bortlik M.^{1,3,4}, Duricova D.¹, Machkova N.¹, Hrubá V.¹, Mitrova K.¹, Vasatko M.¹, Lukas M.^{1,2}

P1797

MADCAM1 EXPRESSION IS STABLE OVERTIME AND IS NOT INFLUENCED BY IMMUNE SUPPRESSIVE MEDICATIONPodmanicky D.¹, Berakova K.², Kadleckova B.³, Zelinkova Z.⁴

P1798

MANAGEMENT OF ANTI-TNF ANTIBODY THERAPY FOR LONG-TERM REMISSION OF CROHN'S DISEASEKitamura K., Okafuji H., Matsukawa H., Seishima J., Miyazawa M., Asahina Y., Hayashi T., Iida N., Takatori H., Kaneko S.

P1799

THE METHODOLOGY, FEASIBILITY AND SAFETY OF COLONIC TRANSENDOSCOPIC ENTERAL TUBING: A MULTICENTER, RANDOMIZED CONTROLLED TRIALWen Q.¹, Cui B.¹, Li P.¹, Zhang J.¹, Wu X.¹, Tu H.², Yuan Y.³, Zhang F.¹

P1800

PATIENT SATISFACTION AND ADHERENCE TO FECAL MICROBIOTA TRANSPLANT ON LONG-TERM CLINICAL OUTCOME OF ULCERATIVE COLITISLi Q., Zhang T., Ding X.

P1801

A PROPENSITY SCORE-WEIGHTED COMPARISON OF VEDOLIZUMAB, ADALIMUMAB, AND GOLIMUMAB IN PATIENTS WITH ULCERATIVE COLITIS: REAL-LIFE DATA FROM THE SICILIAN NETWORK FOR INFLAMMATORY BOWEL DISEASE (SN-IBD)Macaluso F.S.¹, Ventimiglia M.¹, Fries W.², Viola A.², Cappello M.³, Scivo B.³, Magnano A.⁴, Pluchino D.⁴, Camilleri S.⁵, Garufi S.⁵, Di Mitri R.⁶, Mocciano F.⁶, Magri G.⁷, Ferracane C.⁷, Citrano M.⁸, Graziano F.⁸, Bertolami C.⁹, Renna S.¹, Orlando R.¹, Rizzuto G.¹, Cottone M.¹, Orlando A.¹, Sicilian Network for Inflammatory Bowel Disease (SN-IBD)

P1802

THE FREQUENCY OF FECAL MICROBIOTA TRANSPLANTATION FOR MAINTENANCE OF LONG-TERM EFFICACY IN PATIENTS WITH ULCERATIVE COLITIS: A PILOT STUDYLi Q.¹, Zhang T.¹, Ding X.²

P1803

ASSOCIATION OF USTEKINUMAB SERUM CONCENTRATIONS AND PERIANAL FISTULA RESOLUTION IN THE CROHN'S DISEASE UNITI PROGRAMSands B.E.¹, Kramer B.², Gasink C.², Jacobstein D.³, Gao L.-L.², Ma T.², Adedokun O.J.⁴, Colombel J.-F.⁵, Schwartz D.A.⁶

P1804

LOWER TNF-INHIBITOR DRUG SURVIVAL IN FEMALE PATIENTS WITH INFLAMMATORY BOWEL DISEASE IS RELATED TO A GREATER RISK OF SIDE EFFECTSSchultheiss J.P.D., Brand E.C., Lamers E., van der Berg W.C.M., Van Schaik F., Oldenburg B., Fidler H.H.

P1805

EARLY VEDOLIZUMAB TROUGH LEVELS PREDICT TREATMENT PERSISTENCE OVER THE FIRST YEAR IN INFLAMMATORY BOWEL DISEASEGuidi L.¹, Pugliese D.¹, Panici Tonucci T.¹, Bertani L.², Costa F.², Privitera G.¹, Gremese E.³, Toluoso B.³, Di Mario C.³, Papa A.¹, Gasbarrini A.⁴, Rapaccini G.L.¹, Armuzzi A.¹

P1806

IMPACT OF THE SWITCH FROM ORIGINAL ADALIMUMAB TO BIOSIMILAR ADALIMUMAB SB5 ON SERUM DRUG TROUGH LEVELS, CLINICAL AND BIOLOGICAL DISEASE ACTIVITY IN PATIENTS WITH IBDLukas M.^{1,2}, Pesinova V.¹, Bortlik M.^{1,3,4}, Duricova D.¹, Machkova N.¹, Hrubá V.¹, Lukas M.¹, Vasatko M.¹, Malickova K.^{1,2}

P1807

PROBABILITY OF VEDOLIZUMAB RESPONSE AS DEFINED BY CLINICAL DECISION SUPPORT TOOL IS ASSOCIATED WITH LOWER RISK OF SERIOUS INFECTION IN PATIENTS WITH INFLAMMATORY BOWEL DISEASEDulai P.¹, Feng D.², Lasch K.²

P1808

SORBICILLIN FRACTION OF PENICILLIUM FLAVIGENUM FOR THE TREATMENT OF INFLAMMATORY BOWEL DISEASE: IN VITRO AND IN VIVO STUDIESDovbnychuk T.¹, Ivashchenko O.¹, Dikmen M.², Zholos A.¹, Öztürk Y.², Canturk Z.², Tolstanova G.^{1,3}

P1809

REVERSE SWITCHING TO ORIGINATOR INFLIXIMAB MAY BE CONSIDERED IN PATIENTS WITH INFLAMMATORY BOWEL DISEASES EXPERIENCING NEW SIDE EFFECTS OR LOSS OF RESPONSE AFTER SWITCHING TO A CT-P13 BIOSIMILARMahmmod S.¹, Schultheiss J.P.D.¹, Mahmmod N.², Tan A.C.³, Dijkstra G.⁴, Fidler H.H.¹

P1810

SHORT- AND LONG-TERM EFFICACY OF VEDOLIZUMAB THERAPY ON CLINICAL AND ENDOSCOPIC ACTIVITY IN PATIENTS WITH ANTI-TUMOR NECROSIS FACTOR ALPHA RESISTANT INFLAMMATORY BOWEL DISEASEBor R.¹, Farkas K.¹, Miheller P.², Palatka K.³, Szamosi T.⁴, Vincze A.⁵, Matuz M.⁶, Rutka M.⁷, Szántó K.⁷, Tóth T.¹, Balint A.¹, Szepes Z.G.¹, Nagy F.⁸, Milassin Á.¹, Fabian A.¹, Zsigmond F.⁴, Bajor J.⁹, Lakner L.L.¹⁰, Katalin M.¹¹, Müllner K.¹², Papp M.¹³, Szabone Salamon Á.¹⁴, Horváth G.¹⁵, Fülöpné Sarang K.¹⁶, Vitális Z.¹⁷, Schäfer E.¹⁸, Sarlós P.¹⁹, Molnár T.⁷

P1811

EFFICACY AND SAFETY OF THIOPURINE AS RESCUE TREATMENT FOR INFLAMMATORY BOWEL DISEASE: A MULTI-CENTRE STUDYBayoumy A.¹, van Liere E.¹, Ansari A.²

P1812

THE OUTCOME OF RESECTED CROHN'S DISEASE PATIENTS WITH NO POSTOPERATIVE TREATMENT BUT UNDER CLOSE ENDOSCOPIC FOLLOW UP AND ACCELERATED STEP UP TREATMENT IN CASE OF ENDOSCOPIC RELAPSE: A TERTIARY REFERRAL CENTER PILOT STUDYErzin Y.Z.¹, Yildirim S.², Bozcan S.³, Gulturk I.⁴, Eskazan T.⁵, Bakkaloglu O.⁶, Kurt E.A.³, Hatemi A.I.¹, Demir N.³, Celik A.F.³

P1813

METAANALYSIS OF EARLY SURGERY VERSUS INITIAL MEDICAL THERAPY WITH OR WITHOUT DELAYED SURGERY IN PATIENTS WITH ILEOCOLONIC CROHN'S DISEASERyan E.J.^{1,2}, Orsi G.¹, Syed A.Z.¹, Boland M.R.¹, Creavin B.^{2,3}, Kelly M.E.^{2,3}, Sheahan K.², Neary P.C.¹, Kavanagh D.O.^{1,4}, McNamara D.^{4,5}, Winter D.C.^{2,3}, O Riordan J.M.^{1,4}

P1814

HOME-DELIVERED INFLIXAMAB INFUSION: SAFETY DATA FROM 373 HOME INFUSIONS OVER 4 YEARSShaikh F.A.¹, Goodoory V.², Shenderay R.², McConnell J.³

P1815

THE DUBLIN INFLAMMATORY BURDEN SCORE PREDICTS EARLY CLINICAL AND BIOCHEMICAL RESPONSE TO GOLIMUMAB TREATMENT IN UC; EARLY RESULTS OF THE GOAL-ARC STUDYEgan C.¹, Jones F.², Sheridan J.³, Coe A.⁴, Doran P.⁵, Cullen G.⁶, Leyden J.⁷, Galligan M.⁵, Mccarthy J.⁸, O'Toole A.⁹, Kevans D.¹⁰, Egan L.¹¹, Doherty G.A.⁵

P1816

EARLY 'REAL WORLD' EXPERIENCE WITH TOFACITINIB FOR MODERATE TO SEVERE ULCERATIVE COLITISHonap S., Sharma E., Ray S., Begum Y., Tamilarasan A.G., Cunningham G., Luber R., Mawdsley J., Anderson S., Sanderson J., Irving P.M.

P1817

PREDICTIVE FACTORS FOR THE RESPONSE TO INTRAVENOUS CORTICOSTEROID THERAPY IN SEVERE ACUTE COLITISTamzaourte M., Berrag S., Jamal S., Mourabit S., Aourarh A.

P1818

THE EFFICACY AND THE SAFETY OF VEDOLIZUMAB IN A GROUP OF ANTI-TNF EXPERIENCED PATIENTS WITH IBD ; A REAL-LIFE DATA FROM TURKEYToruner M.¹, Yildirim S.², Över Hamzaoglu H.³, Erzin Y.Z.⁴, Çetinkaya H.⁵, Hatemi A.I.⁶, Celik A.F.⁷

P1819

5-AMINOSALICYLATE INTOLERANCE IS ASSOCIATED WITH A POOR PROGNOSIS IN PATIENTS WITH ULCERATIVE COLITISFujii T.¹, Hibiya S.¹, Saito E.¹, Takenaka K.¹, Suzuki K.¹, Motobayashi M.¹, Shimizu H.¹, Nagahori M.¹, Ohtsuka K.¹, Yauchi T.², Kurosaki M.³, Watanabe M.¹

P1820

AUDIT OF STEROID EXCESS IN INFLAMMATORY BOWEL DISEASE IN THE ERA OF BIOLOGICSParry R.¹, Durai D.², Hawthorne B.², Siddique N.², Evans R.², Datta K.²

P1821

VEDOLIZUMAB IN THE TREATMENT OF CHRONIC REFRACTORY POUCHITIS - A SYSTEMATIC REVIEWLim W.-C., Lin H.

P1822

SYSTEMATIC REVIEW OF CALCINEURIN INHIBITORS (CNI) AND VEDOLIZUMAB (VDZ) COMBINATION THERAPY IN ACUTE SEVERE ULCERATIVE COLITIS (ASUC)Lin H., Lim W.-C.

P1823

ORAL CURCUMIN IS NOT MORE EFFECTIVE THAN PLACEBO TO PREVENT ENDOSCOPIC POSTOPERATIVE RECURRENCE IN PATIENTS WITH CROHN'S DISEASE TREATED WITH CONCOMITANT THIOPURINESBommelaer G.¹, Laharie D.², Nancey S.³, Hebuterne X.⁴, Roblin X.⁵, Maria N.⁶, Peyrin-Biroulet L.⁷, Fumery M.⁸, Pereira B.⁹, Goutte M.¹⁰, Buisson A.¹¹

P1824

IMPACT OF PATIENT EDUCATION ON SWITCH ACCEPTANCE IN IBD PATIENTS IN REMISSION, WITH INFLIXIMAB ORIGINATOR SWITCHED FOR AN INFLIXIMAB BIOSIMILAR: A PROSPECTIVE STUDYHastier-De Chelle A.¹, Cluzeau V.¹, Condat J.¹, Arab N.¹, Hebuterne X.², Filippi J.³

P1825

PERSISTENT OBESITY AFTER TREATMENT WITH WEIGHT LOSS MEDICATIONS OR BARIATRIC SURGERY IS A RISK FACTOR FOR DEVELOPMENT OF INFLAMMATORY BOWEL DISEASEKochhar G.¹, Syed A.², El-hachem S.¹, Abdal-Baki H.¹, Chintamani P.¹, Singh S.³, Loftus E.⁴, Thakkar S.¹, Shen B.⁵, Dulai P.³

P1826

SURGERY AND BIOLOGIC PRESCRIPTION RATES FOR CROHN'S DISEASE IN LOTHIAN, SCOTLAND 2000-2017; A POPULATION BASED COHORTJenkinson P.¹, Jones G.R.¹, Plevris N.¹, Lyons M.², Burgess C.³, Wilson D.C.⁴, Arnott I.D.¹, Lees C.W.¹

P1827

INVESTIGATIONS PRIOR TO STOMA REVERSAL IN CROHN'S DISEASE: WHAT IS OUR CURRENT PRACTICE AND DOES IT AFFECT OUTCOMES?Meade S.¹, Cargill Z.¹, Darakhshan A.², Williams A.², Mawdsley J.¹, Ray S.¹, Anderson S.¹, Sanderson J.¹, Irving P.³

P1828

OPTIMAL TIMING OF ILEOCECAL RESECTION IN CROHN'S DISEASE: NO DIFFERENCE IN CLINICAL OUTCOME AFTER EARLY AND LATE SURGERYBeelen E.M.J.¹, Sleutjes J.A.M.¹, de Graaf E.J.R.², Bodelier A.G.L.³, Hoentjen F.⁴, Dijkstra G.⁵, de Boer N.K.⁶, Romberg-Camps M.⁷, van der Woude C.J.¹, de Vries A.C.¹, the Dutch Initiative on Crohn and Colitis (ICC)

P1829

FACTORS ASSOCIATED WITH CONVERSION TO OPEN SURGERY IN CROHN'S DISEASEWickramasinghe D.^{1,2}, Adegbola S.³, Sahnan K.⁴, Morar P.⁴, Carvello M.⁵, Di Candido F.⁵, Maroli A.⁵, Zafar N.⁶, Spinelli A.⁷, Warusavitarne J.⁸

P1830

FACTORS ASSOCIATED WITH PROLONGED LENGTH OF STAY AFTER ILEOCOLIC RESECTION FOR CROHN'S DISEASEWickramasinghe D.^{1,2}, Carvello M.³, Di Candido F.³, Maroli A.³, Sahnun K.⁴, Adegbola S.⁵, Morar P.⁶, Warusavitarne J.⁷, Spinelli A.⁸, Zafar N.⁹

P1831

FACTORS ASSOCIATED WITH STOMA FORMATION AFTER ILEOCOLIC RESECTION FOR CROHN'S DISEASEWickramasinghe D.^{1,2}, Di Candido F.³, Carvello M.³, Maroli A.³, Sahnun K.⁴, Adegbola S.⁵, Morar P.⁴, Zafar N.⁶, Warusavitarne J.⁷, Spinelli A.⁸

P1832

HOW TO OPTIMIZE THE MEDICO-SURGICAL MANAGEMENT OF PERIANAL FISTULIZING CROHN'S DISEASE TO INCREASE THE RATE OF FISTULA CLOSURE?Francois M.¹, Lalande M.², Siproudhis L.³, Brochard C.⁴, Zalot C.⁵, Peyrin-Biroulet L.¹, Bouguen G.²

Poster Session

09:00 – 14:00

Poster Exhibition - Hall 7

Other Lower GI Disorders III

P1833

THE DEVELOPMENT OF RESISTANCE TO CLARITHROMYCIN AND AMOXICILLIN IN LACTOBACILLUS PLANTARUM IS ACCOMPANIED BY MUTATIONS NOT ONLY IN TARGET GENESKhusnutdinova D.^{1,2}, Markelova M.¹, Boulygina E.¹, Kupriyanova E.^{1,2}, Siniagina M.¹, Baranova N.^{1,2}, Grigoryeva T.¹, Chernov V.^{1,2}, Chernova O.^{1,2}

P1834

FUSOBACTERIUM NUCLEATUM PROMOTES COLORECTAL TUMOR DEVELOPMENT IN MICE THROUGH DISTURBING THE COLORECTAL MICROBIOTA STRUCTUREWu N.¹, Yu W.¹, Xu J.¹, Song Y.², Wu Z.², Liu Y.², Hu Y.³

P1835

HELICOBACTER PYLORI ERADICATION THERAPY RESULTS IN ALTERATION OF THE HUMAN GUT MICROBIOTA METABOLIC POTENTIALSafina D.D.¹, Markelova M.¹, Abdulkhakov S.R.^{1,2}, Grigoryeva T.¹, Boulygina E.¹, Khusnutdinova D.¹, Malanin S.¹, Vasilyev I.¹, Siniagina M.¹, Abdulkhakov R.²

P1836

THE ABUNDANCE OF SHORT-CHAIN FATTY ACIDS METABOLIC PATHWAYS IN THE HUMAN GUT MICROBIOTA AFTER HELICOBACTER PYLORI ERADICATION THERAPYSafina D.D.¹, Markelova M.¹, Abdulkhakov S.R.^{1,2}, Grigoryeva T.¹, Boulygina E.¹, Khusnutdinova D.¹, Malanin S.¹, Vasilyev I.¹, Siniagina M.¹, Abdulkhakov R.²

P1837

VARIATION OF THE MUCOSA ASSOCIATED MICROBIOME ALONG THE HUMAN GASTROINTESTINAL TRACT IN HEALTH AND DISEASEShah A.^{1,2}, Tyson G.³, Zaugg J.³, Hugenholtz P.³, Morrison M.^{4,5}, Holtmann G.J.^{2,4,6}

P1838

MULTIDONOR FMT CAPSULES INCREASES FECAL MICROBIOTA DIVERSITY IN PATIENTS WITH IBS FOR AT LEAST THREE MONTHSCold F.^{1,2,3}, Browne P.D.⁴, Günther S.², Halkjær S.I.³, Petersen A.M.³, Christensen A.H.², Hansen L.H.¹

P1839

EFFECTS OF FECAL SUPERNATANT FROM AUTISM SPECTRUM DISORDER PATIENTS ON INTESTINAL EPITHELIAL BARRIER PERMEABILITY AND ENTERIC NERVOUS SYSTEM PHENOTYPEGonzales J.^{1,2,3}, Aymeric L.⁴, Burel M.^{1,2}, Roul M.¹, Le Berre-Scoul C.^{1,2,3}, Gaman A.^{5,6,7}, Le Vacon F.⁸, Leboyer M.^{5,6,7}, Boudin H.^{1,2,3}, Neunlist M.^{1,2,3}

P1840

ESTABLISHMENT OF A STOOL BANK IN A COUNTRY WITH LOWER HUMAN DEVELOPMENT INDEXNakov R.¹, Lyutakov I.², Petkova V.³, Kaneva R.³, Penchev P.⁴, Vatcheva-Dobrevska R.⁵, Vladimirov B.⁶, Nakov V.⁷

P1841

DYNAMIC CHANGES OF OXALATE-DEGRADING ACTIVITY OF FECAL MICROBIOTA IN RATS AFTER CEFTRIAXONE TREATMENTAkulenko I.¹, Sumarokova G.², Serhiychuk T.¹, Zaporozhets O.², Stepanova N.³, Tolstanova G.¹

P1842

THE DYNAMICS OF MUCOSA-ASSOCIATE BACTERIA IN IRRITABLE BOWEL DISEASEInoue J., Hayashi H., Oyama K., Ikegawa T., Tanaka S., Tanaka T., Kodama Y.

P1843

PEOPLE'S MOTIVATION THROUGH SOCIAL NETWORKS COULD INCREASE PARTICIPATION IN COLORECTAL CANCER SCREENING CAMPAIGNSKoivogui A.¹, Levi S.², Lewkowicz S.³, Gombeaud T.⁴, Le Mab G.¹, Benamouzig R.⁵

P1844

CHANGES IN COLORECTAL CANCER INCIDENCE IN YOUNG ADULTS IN ENGLAND: A POPULATION BASED STUDY 1974 - 2015Dixon S.^{1,2}, Chambers A.C.¹, White P.³, Williams A.C.¹, Thomas M.⁴, Messenger D.⁴

P1846

COLORECTAL CANCER POPULATION-BASED SCREENING PROGRAM IN A PORTUGUESE DISTRICT - PRELIMINARY RESULTSMartins da Cunha C.¹, Gago T.¹, Roseira J.², Campelo P.¹, Peixe B.¹, Cardoso C.³, Caldeira P.¹, Correia F.³, Guerreiro H.¹

P1847

PATTERN OF DISTANT METASTASES IN RIGHT VERSUS LEFT COLORECTAL CANCER: A SEER BASED STUDYHassan M., Uthman I., Hafez M., Elrawy B.

P1848

ARE GI CANCERS BEING DIAGNOSED FROM OUTSIDE THE 'URGENT CANCER' REFERRAL PATHWAY?Mehta A., Hong S., Sachdeva A., Patel R.N., Tariq Z., King J., Besherdas K.

P1849

TEN-YEAR COLORECTAL CANCER MORTALITY AFTER ADENOMA REMOVAL ✦

Jodal H.C.^{1,2}, Løberg M.^{1,2}, Emilsson L.^{1,3,4}, Adami H.-O.^{1,5}, Holme Ø.^{1,6,7}, Bretthauer M.^{1,2,8}, Kalager M.^{1,2,3}

P1850

SHOULD YOUNG PATIENTS WITH INCIDENTALLY DETECTED ADENOMAS FOLLOW CURRENT COLONOSCOPY SURVEILLANCE RECOMMENDATIONS? RISK OF METACHRONOUS NEOPLASIA AND REAL SURVEILLANCE PRACTICES

Chang H.E., Lee H.H., Choi Y.H., Kim S.-J., Cho Y.K., Park J.-M., Lee B.-I., Cho Y., Lee I.-S., Choi M.-G.

P1851

SHOULD COLORECTAL CANCER SCREENING IN PORTUGAL START AT AGE 45 YEARS-OLD?

Currais P.¹, Mão Ferro S.², Areia M.³, Marques I.⁴, Mayer A.⁵, Pereira A.D.⁴

P1852

SCREENING FOR COLORECTAL CANCER. DIFFERENCES BETWEEN MALES AND FEMALES IN OUR HOSPITAL. RESULTS IN 84559 SUBJECTS

Hontoria Bautista G.¹, Jiménez Moreno M.A.², Bernad Cabredo B.², Moncada Urdaneta A.C.², Sicília Aladrén B.³, Gomez Camarero J.², Pereda García R.², Sanz Sánchez J.², Saiz Chumillas R.², Saez-Royuela Gonzalo F.²

P1853

OCCULT BLOOD TEST TRIGGERED COLONOSCOPY VERSUS SCREENING COLONOSCOPY FOR THE DETECTION OF COLORECTAL CANCER

Schwarzer R.¹, Leeb G.², Mach K.², Baierl A.³, Brezina S.⁴, Hofer P.⁴, Gsur A.⁴, Horvath W.⁵, Püspök A.⁶

P1854

DIAGNOSTIC YIELD OF GERMLINE GENETIC TESTING IN NON-POLYPOSID COLORECTAL CANCER IN YOUNG ADULTS

Caballo B.^{1,2}, Olivas P.^{1,2}, Moreira L.^{1,2}, Ocaña T.^{1,2}, Moreno L.^{1,2}, Gavric A.^{1,2}, Pellisé M.^{1,2}, Rivero L.^{1,2}, Sanchez A.^{1,2}, Carballal S.^{1,2}, Cuatrecasas M.^{1,2}, Jung G.^{1,2}, Moreira R.^{1,2}, Diaz M.^{1,2}, Castells A.^{1,2}, Balaguer F.^{1,2}

P1855

ATG16L1 COORDINATES DNA DAMAGE RESPONSE IN THE INTESTINAL EPITHELIUM

Kakavand N.¹, Welz L.², Pimenta Bernardes J.¹, Wottawa F.¹, Hamm J.³, Tran F.⁴, Schreiber S.⁵, Aden K.⁶, Rosenstiel P.⁷

P1856

KNOCKOUT OF SLC39A7 SUPPRESSES CELL PROLIFERATION, MIGRATION AND INVASION IN HUMAN COLORECTAL CANCER

Zhang W.¹, Zhan Q.², Zhou Q.³, Zhang Q.⁴, An F.⁴

P1857

INCREASED RISK OF SESSILE SERRATED ADENOMAS ON INITIAL SCREENING COLONOSCOPY IN POST-BARIATRIC SURGERY PATIENTS

Fakhreddine A.¹, Lee J.A.², Gupta N.³, Magavi P.², Takata M.⁴, Konijeti G.G.¹

P1858

ASPIRIN TREATMENT CHANGES OXYLIPIN LEVELS IN MURINE AND HUMAN COLON TISSUE

Schmöcker C.^{1,2}, Rohwer N.^{1,3}, Gottschall H.², Katharina R.⁴, Kutzner L.⁴, Ostermann A.I.^{4,5}, Hartmann D.², Schebb N.H.^{4,5}, Weylandt K.H.^{1,3}

P1859

DNA REMETHYLATION, REPAIR AND ALTERATION OF EPITHELIAL-MESENCHYMAL TRANSITION IN COLORECTAL CANCER CELL LINES BY S-ADENOSYLMETHIONINE TREATMENT

Zsigrai S.¹, Kalmár A.^{1,2}, Szigeti K.A.¹, Nagy Z.B.¹, Barták B.K.¹, Valcz G.^{1,2}, Galamb O.^{1,2}, Dankó T.³, Tulassay Z.^{1,2}, Igaz P.^{1,2}, Molnár B.^{1,2}

P1861

HYPOXIC TUMOR MICROENVIRONMENT REGULATES GRHL2 VIA REDUCING CELL ADHESION AND INCREASING EPITHELIAL-MESENCHYMAL-TRANSITION (EMT) TO PROMOTE COLON CANCER CELL INVASION AND MIGRATION

Zhou F.¹, Zou X.²

P1860

β6-INTEGRIN ACCELERATES TUMOR GROWTH AND DECREASES T-CELL INFILTRATION IN A CECUM INJECTION MODEL OF COLON CANCER

Busenhardt P., Atrott K., Hering L., Katkeviciute E., Rogler G., Spalinger M., Scharl M.

P1862

PATIENTS WITH MULTIPLE ADENOMAS IN UNITED KINGDOM BOWEL CANCER SCREENING PROGRAMS ARE NOT REFERRED FOR GENETIC TESTING

Alexander J.^{1,2}, Johnston B.³, Smith T.⁴, Fawkes J.⁴, Martin J.³, Seward E.⁴, Monahan K.J.⁵

P1863

PERFORMANCE EVALUATION OF A BLOOD TEST ASSAYING FOR CTDNA METHYLATED IN IRF4, BCAT1 AND IKZF1 FOR DETECTION OF COLORECTAL CANCER

Pedersen S.¹, Boulter N.¹, Tevez G.¹, Yu B.¹, Chan M.¹, Nielsen H.², Ferm L.², Christensen I.², Dekker E.³, Symonds E.^{4,5}, Young G.⁴, LaPointe L.C.^{1,4}

P1864

VOLATILE ORGANIC COMPOUNDS IN BREATH CAN SERVE AS NON-INVASIVE DIAGNOSTIC BIOMARKERS FOR THE DETECTION OF ADVANCED ADENOMAS AND COLORECTAL CANCER: PROOF-OF-PRINCIPLE STUDY

van Keulen K.¹, Jansen M.², Schrauwen R.W.M.³, Kolkman J.J.⁴, Siersema P.⁵

P1865

BLOOD COLLECTION AND CELL-FREE DNA ISOLATION METHODS INFLUENCE DNA METHYLATION LEVEL DETECTION IN COLORECTAL CANCER PATIENTS

Barták B.K.¹, Kalmár A.^{1,2}, Nagy Z.B.¹, Galamb O.^{1,2}, Zsigrai S.¹, Szigeti K.¹, Tulassay Z.^{1,2}, Igaz P.^{1,2}, Molnár B.^{1,2}

P1866

GLOBAL DNA HYPOMETHYLATION IN TISSUE AND LIQUID BIOPSY SAMPLES IN COLORECTAL CANCER PROGRESSION IS CAUSED BY DECREASED METHYL-DONORS

Szigeti K.A.¹, Galamb O.^{1,2}, Kalmar A.^{1,2}, Valcz G.^{1,2}, Zsigrai S.¹, Barták B.K.¹, Nagy Z.B.¹, Tulassay Z.^{1,2}, Igaz P.^{1,2}, Molnar B.^{1,2}

P1867

THE ASSOCIATION OF TOLL-LIKE RECEPTOR (TLR) PATHWAY POLYMORPHISMS AND COLORECTAL CANCER RISK: A META-ANALYSISLagrué D.¹, Aggarwal N.², Monahan K.J.³

P1868

CELL-FREE DNA QUANTITY AND QUALITY ALTERATIONS IN DIFFERENT PHYSIOLOGICAL AND PATHOLOGICAL CONDITIONSBartak B.K.¹, Szigeti K.A.¹, Orbán-Márkus E.¹, Kalmár A.^{1,2}, Galamb O.^{1,2}, Nagy Z.B.¹, Zsigrai S.¹, Tulassay Z.^{1,2}, Igaz P.^{1,2}, Molnár B.^{1,2}

P1869

SEQUENTIAL USE OF FECAL IMMUNOCHEMICAL TEST FOR HEMOGLOBIN AND FECAL CALPROTECTIN IN COLORECTAL CANCER SCREENINGHultcrantz R.¹, Fritzell K.², Forsberg A.³, Seki Y.⁴, Ichiyangai T.⁵, Taguchi H.⁵, Watanabe K.⁵, Andersson G.⁶, Löwbeer C.⁶

P1870

DIAGNOSTIC YIELD USING ARTIFICIAL INTELLIGENCE ASSISTED ENDOSCOPIC COPY FOR SESSILE SERRATED ADENOMA/POLYPOgawa Y.¹, Kudo S.¹, Mori Y.², Misawa M.¹, Mochizuki K.¹, Maeda Y.³, Ichimasa K.¹, Nakamura H.¹, Ishigaki T.⁴, Ogata N.⁵, Kudo T.¹, Wakamura K.¹, Hayashi T.¹, Ishida F.¹, Itoh H.⁶, Oda M.⁶, Mori K.⁶

P1871

NON-INVASIVE DETECTION OF COLORECTAL CANCER AND ADVANCED ADENOMA USING CANCER-SPECIFIC METHYLATION SIGNATURES IN PLASMA CTDNAZhu B.-Q.¹, Cai M.², Cai G.-X.³, Gan T.⁴, Zhou C.⁵, Nie Y.⁶, Wang H.⁷, Gore A.⁸, Gong H.⁷, Liu R.⁷, Zhou P.⁹

P1872

AGE AND COLONOSCOPY INTERVAL AFTER TRANSPLANTATION IS THE RISK OF ADVANCED COLONIC NEOPLASIA IN RENAL TRANSPLANT RECIPIENTSChoe Y.¹, Park J.M.²

P1875

COMPLICATIONS AFTER ENDOSCOPIC RESECTION OF T1 COLORECTAL CARCINOMASvan de Ven S.¹, Backes Y.², Hilbink M.³, Seerden T.⁴, Kessels K.⁵, De Vos Tot Nederveen Cappel W.⁶, Groen J.N.⁷, Wolfhagen F.⁸, Geesing J.⁹, ter Borg F.¹⁰, Van Bergeijk J.D.¹¹, Spanier B.W.M.¹², Mundt M.¹³, Pullens H.¹⁴, Boonstra J.J.¹⁵, Opsteeg B.¹⁶, van Lent A.U.G.¹⁷, Schrauwen R.¹⁸, Laclé M.M.¹⁹, Moons L.M.G.²⁰, Terhaar Sive Droste J.S.²¹

P1876

LOW DOSE 5-AMINOSALICYLIC ACID (5-ASA) SUPPRESSES GROWTH OF HUMAN COLORECTAL ADENOMA DERIVED CELLS IN 3-DIMENSIONAL CULTURE: IMPLICATIONS FOR PREVENTIONDixon S.^{1,2}, Creed T.², Williams A.C.¹

P1877

PROGNOSTIC IMPACT OF NEUTROPHIL-TO-LYMPHOCYTE RATIO AND TRANSFORMING GROWTH FACTOR β RECEPTOR ON COLORECTAL CANCER SURVIVAL IN A LEBANESE POPULATIONYazbeck C.¹, Yazbeck Y.², Ibrahim T.³, Massoud M.⁴, Chahine G.⁵

P1878

PREVALENCE AND IMPACT OF ANAEMIA FOLLOWING THERAPEUTIC INTERVENTION FOR COLORECTAL CANCERDru R.C.¹, Court E.L.², Curtis N.J.², Spencer C.², Allison A.², Dalton R.², Dennison G.², Ockrim J.B.², Francis N.K.²

P1879

THE VERIFICATION OF THE VALIDITY OF AMBULATORY HOT SNARE EMR AND POLYPECTOMY FOR COLONIC NEOPLASIAOkimoto K.¹, Matsumura T.², Maruoka D.³, Akizue N.⁴, Yuki O.⁵, Nakagawa T.⁶, Arai M.⁵, Kato N.⁵

P1880

MRI COMBINED WITH A STRUCTURED REPORT TEMPLATE AS A PRE-SELECTION TOOL PRIOR TO ENDOSCOPY TO IDENTIFY PATIENTS FOR ORGAN-PRESERVATION AFTER CHEMORADIOTHERAPY IN RECTAL CANCERHaak H.E.^{1,2}, Maas M.³, Lahaye M.J.³, Boellaard T.N.³, Delli Pizzi A.⁴, Muhl C.⁵, van der Zee D.⁶, Fabris C.⁷, van der Sande M.E.^{2,8}, Beets-Tan R.G.H.³, Beets G.L.⁸, Lambregts D.M.J.³

P1881

THREE EUROPEAN CENTERS EXPERIENCE OF ENDOSCOPIC SUBMUCOSAL DISSECTION (ESD) FOR TREATMENT OF GASTROINTESTINAL NEUROENDOCRINE TUMORS (NETS)Costa D.¹, Bucalau A.-M.², Murino A.¹, Verset L.³, Huberty V.², Telese A.¹, Lazaridis N.¹, Luong T.V.⁴, Toumpanakis C.⁵, Caplin M.⁵, Pioche M.⁶, Walter T.⁷, Devière J.², Despott E.J.¹, Lemmers A.²

P1882

ENDOSCOPIC SUBMUCOSAL DISSECTION IN DYSPLASTIC LESIONS IN LONG-STANDING ULCERATIVE COLITIS: RESULTS OF A TERTIARY ENDOSCOPIC REFERRAL CENTERManta R.¹, Bachetti F.¹, Castellani D.¹, Antonelli E.¹, Caruso A.², Germani U.¹, Bertani H.², Grande G.², Reggiani Bonetti L.³, Villanacci V.⁴, Bassotti G.⁵, Conigliaro R.², Clerici C.¹

P1883

LYNCH SYNDROME - UNIVERSAL SCREENING STRATEGY IMPLEMENTATIONCortez-Pinto J.¹, Rosa I.², Lage P.³, Claro I.⁴, Fonseca R.⁵, Pereira A.D.³, Grupo Multidisciplinar de Cancro Colo-Rectal do IPOLFG

P1884

LONG TERM FOLLOW-UP OF RECTAL CANCER PATIENTS WITH A COMPLETE RESPONSE FOLLOWED IN A WAIT-AND-SEE APPROACH, IS THERE AN INCREASED RISK FOR METASTASIS?Haak H.E.^{1,2}, van der Sande M.E.^{1,2}, Lambregts D.M.J.³, Beets-Tan R.G.H.^{2,3}, Melenhorst J.⁴, Beets G.L.^{1,2}, Maas M.³, the Dutch Watch-and-Wait Consortium

P1885

OUTCOMES FOLLOWING SURGERY FOR COMPLETELY REMOVED COLONIC LATERAL SPREADING LESIONS CONTAINING SUB-MUCOSAL INVASIVE CANCERAbu Arisha M.^{1,2}, Half E.¹, Maza I.¹, Awadie H.², Maaalem R.², Bana S.², Kariv R.³, Haj-Yahya M.³, Khuri W.¹, Klein A.^{1,2}

P1886

THE IMPORTANCE OF INTRODUCING COLONOSCOPY SCREENING IN THE ADULT CYSTIC FIBROSIS PATIENTS: A SINGLE TERTIARY REFERRAL CENTRE ANALYSISDoherty J.¹, Zulquernain S.¹, Plant B.²

P1887

INAPPROPRIATE NON-INVASIVE COLORECTAL CANCER REFERRAL TO SURGERY: A SCREENING POPULATION-BASED OBSERVATIONAL STUDY

Iacopini F.¹, Hassan C.², Ceci V.³, Frontespezi S.⁴, Brighi S.⁵, Fedeli P.⁶, Angeletti S.⁷, Fanello G.⁸, Cocco A.⁹, D'ovidio V.¹⁰, Baldi F.¹¹, Baiocchi D.¹², Barca A.¹², Costamagna G.¹³, Screening Regione Lazio

P1888

IMPACT OF AN EARLY ACTIVE DIETARY COUNSELING ON GRADE 3 TOXICITY IN PATIENTS RECEIVING FIRST-LINE CHEMOTHERAPY FOR METASTATIC COLORECTAL CANCER

Hebuterne X.¹, Besnard I.², François E.³, Bachmann P.⁴, Mahamat A.⁵, Assenat E.⁶, Khemissa Akouz F.⁷, Mineur L.⁸, Seitz J.-F.⁹, Senesse P.¹⁰, Schneider S.¹¹

P1889

EVALUATION OF THE ENTERIC NERVOUS SYSTEM BY THREE-DIMENSIONAL HOLOGRAPHIC IMAGING IN X-RAY PHASE NANOTOMOGRAPHY

Peruzzi N.¹, Bech M.¹, Dahlin L.², Eckermann M.³, Frohn J.³, Robisch A.-L.³, Salditt T.³, Veress B.⁴, Ohlsson B.⁵

P1890

THE SIGNIFICANCE OF ILEUS IN THE POST-KIDNEY TRANSPLANT SETTING: A HEALTHCARE UTILIZATION PERSPECTIVE

Kroner P.T.¹, Kesler A.M.², Corral J.E.³, Lukens F.³

P1891

THE PREVALENCE AND BURDEN OF ROME IV FUNCTIONAL COLORECTAL DISORDERS IN ULCERATIVE COLITIS

Nigam G.¹, Limdi J.K.², Hamdy S.³, Vasant D.H.⁴

P1892

TRANSANAL IRRIGATION SIGNIFICANTLY IMPROVES SATISFACTION WITH BOWEL MANAGEMENT IN PATIENTS SUFFERING FROM FUNCTIONAL INCONTINENCE, FUNCTIONAL CONSTIPATION OR LOW ANTERIOR RESECTION SYNDROME: A MULTICENTRIC RETROSPECTIVE STUDY

Zucchi E.¹, Martellucci J.², Falletto E.³, Bondurri A.⁴, Clementi I.⁵, Ascanelli S.⁶, Battaglia E.⁷, Sarzo G.⁸, Rossitti P.¹, on behalf of Transanal Irrigation Italian Study Group

P1893

RELEVANCE OF CENTRAL SENSITIZATION FOR GASTROINTESTINAL SYMPTOMS

Midenfjord I.¹, Grinsvall C.¹, Koj P.¹, Törnblom H.², Simrén M.^{3,4}

P1894

FUNCTIONAL CONSTIPATION IN DIFFERENT PHENOTYPES OF ELDERLY PEOPLE. PREVALENCE OF CLINICAL SYMPTOMS, RISK FACTORS, PATHOPHYSIOLOGY AND IMPACT ON QUALITY OF LIFE

Mundet L.¹, Arco S.¹, Clavé P.²

P1895

NALOXEGOL PARTLY RESTORES CHANGES IN THE POSTPRANDIAL CYCLIC MEAL RESPONSE OF THE COLON IN A RANDOMIZED THREE-WAY CROSSOVER HIGH-RESOLUTION COLON MANOMETRY STUDY IN HEALTHY VOLUNTEERS

Pannemans J.^{1,2}, Demedts I.², Geysen H.¹, Pauwels A.¹, Vanuytsel T.^{1,2}, Tack J.^{1,2}

P1896

PREDICTING SUCCESSFUL OUTCOMES OF ANORECTAL BIOFEEDBACK FOR CONSTIPATION: RESULTS OF EXTENSIVE PSYCHOLOGICAL EVALUATION BEFORE TREATMENT AND CORRELATIONS WITH TREATMENT OUTCOMES

Mazor Y.^{1,2}, Beath A.P.³, Trieu R.^{1,2}, Prott G.¹, Sequeira C.¹, Jones M.³, Kellow J.^{1,2}, Malcolm A.^{1,2}

P1897

VOLUMETRIC RECTAL SENSATION TESTING: IS IT CLINICALLY RELEVANT? RESULTS FROM A LARGE PATIENT COHORT

Mazor Y.^{1,2}, Prott G.¹, Trieu R.^{1,2}, Jones M.³, Kellow J.^{1,2}, Malcolm A.^{1,2}

P1898

EFFECT OF DEVICE ASSISTED -AUTOMATIC ABDOMINAL MASSAGE ON THE BOWEL MOVEMENTS IN PATIENTS WITH FUNCTIONAL CONSTIPATION: A PROSPECTIVE STUDY

Choi Y.I.¹, Park D.K.², Kim K.O.³, Lee H.Y.³, Kim T.H.¹, Kim G.H.³

P1900

SERUM DIAMINE OXIDASE LEVELS IN IBS AND HEALTHY VOLUNTEERS

Di Stefano M.¹, Ceroni L.¹, De Amici M.², Di Fede G.³, Pagani E.¹, Lapia F.⁴, Frigerio C.⁴, Sabatini U.⁴, Marseglia G.², Corazza G.R.⁴, Di Sabatino A.⁴

P1901

PHENOTYPIC CLASSIFICATION OF ADULT PATIENTS WITH FUNCTIONAL BOWEL DISORDERS OR FUNCTIONAL ABDOMINAL PAIN

Bouchoucha M.¹, Steuer N.², Bejou D.B.³, Lekhal C.¹, Sabate J.-M.⁴, Benamouzig R.⁵

P1902

PROSPECTIVELY RECORDED GASTROINTESTINAL SYMPTOM LEVELS DISCRIMINATE GASTROINTESTINAL DISORDERS FROM HEALTH AND ARE SUPERIOR TO A VALIDATED WIDELY APPLIED SYMPTOM BURDEN MEASURE

Jones M.P.¹, Beath A.P.², Talley N.J.³, Holtmann G.J.⁴, Koloski N.A.⁵, Walker M.M.⁶, Ejova A.⁷

P1903

MAINTAINING WORK LIFE UNDER THREAT OF SYMPTOMS: A GROUNDED THEORY STUDY OF WORKING AND LIVING WITH IRRITABLE BOWEL SYNDROME

Frändemark A.¹, Törnblom H.^{1,2}, Simrén M.^{1,3}, Jakobsson S.^{3,4}

P1904

ANALYSIS OF CYTOLETHAL DISTENDING TOXIN B AND ANTI-VINCULIN ANTIBODIES IN PATIENTS WITH DIFFERENT SUBTYPES OF IRRITABLE BOWEL SYNDROME AND FUNCTIONAL DYSPEPSIA

Vasapolli R.^{1,2}, Schweden M.¹, Schütte K.³, Schulz C.², Lux A.⁴, Vilchez-Vargas R.¹, Malfertheiner P.¹

P1905

DETERMINATION OF SYMPTOM SEVERITY, QUALITY OF LIFE, AND WORK PRODUCTIVITY IN PRIMARY CARE IBS PATIENTS

Van den Houte K.¹, Carbone F.², Tack J.³

P1906

USEFULNESS OF DIRECT CLIPPING OF THE BLEEDING SOURCE OF COLONIC DIVERTICULAR HEMORRHAGE

Kishino T.

P1907

RISING PREVALENCE OF COLONIC DIVERTICULOSIS IN A MULTI-ETHNIC ASIAN COUNTRY

Soh A.¹, Ooi D.², Chan Y.H.², Lee S.E.³, Siah K.T.H.⁴, Lee J.⁵, Feng Z.², Yeoh K.-G.², Gwee K.A.⁶

P1908

PREDICTIVE VALUE OF THE “DICA” ENDOSCOPIC CLASSIFICATION ON THE OUTCOME OF DIVERTICULAR DISEASE OF THE COLON: AN ANALYSIS FROM THE INTERNATIONAL, MULTICENTER, PROSPECTIVE STUDY

Tursi A.¹, Brandimarte G.², Di Mario F.³, Elisei W.⁴, Picchio M.⁵, Allegretta L.⁶, Annunziata M.L.⁷, Astegiano M.⁸, Bafutto M.⁹, Bassotti G.¹⁰, Bianco M.A.¹¹, Colucci R.¹², Conigliaro R.L.¹³, Damiani A.¹⁴, Danese S.¹⁵, De Colibus P.¹⁶, Dumitrascu D.L.¹⁷, Escalante R.¹⁸, Faggiani R.¹⁹, Ferrini L.¹⁴, Fiorella S.²⁰, Forti G.²¹, Franceschi M.²², Giorgetti G.²³, Grad S.²⁴, Graziani M.G.²⁵, Lai M.²⁶, Lammert F.²⁷, Latella G.²⁸, Lisi D.²⁹, Maconi G.³⁰, Murphy M.M.³¹, Nardone G.³², Camara Oliveira L.³³, Chaves De Oliveira E.³⁴, Papa A.³⁵, Papagrigroriadis S.³⁶, Penna A.³⁷, Pietrzak A.³⁸, Pigo F.³⁹, Pontone S.⁴⁰, Portincasa P.⁴¹, Poskus T.⁴², Pranzo G.⁴³, Reichert M.C.⁴⁴, Rizzo G.L.⁴⁵, Rodinò S.⁴⁶, Regula J.⁴⁷, Scaccianoce G.⁴⁸, Scaldeferri F.⁴⁹, Schiffino L.⁵⁰, Stundiene I.⁵¹, Compare D.⁵², Vassallo R.⁵³, Walker M.M.⁵⁴, Zampaletta C.⁵⁵, Zullo A.⁵⁶

P1909

COLORECTAL CANCER IN DIVERTICULOSIS PATIENTS: LOCATION AND DIAGNOSIS RATE AS COMPARED TO A MATCHED CONTROL GROUP

Abu Baker F.¹, Z'cruz De La Garza J.A.², Nafrin S.¹, Mari A.³, Suki M.¹, Gal O.¹, Bshara A.¹, Kopelman Y.¹

P1910

CLINICAL FEATURES AND DRUG USE ASSOCIATED TO DIVERTICULAR DISEASE COMPLICATIONS: RESULTS FROM THE REMAD REGISTRY

Carabotti M.¹, Cremon C.², Cuomo R.³, Pace F.⁴, Andreozzi P.⁵, Morselli Labate A.M.⁶, Barbara G.⁷, Annibale B.⁸, REMAD Group

P1911

DEVELOPMENT AND VALIDATION OF DICS (DIVERTICULAR CLINICAL SCORE) FOR SYMPTOMATIC UNCOMPLICATED DIVERTICULAR DISEASE IN A PROSPECTIVE PATIENTS COHORT

Lahat A.^{1,2}, Ben-Horin S.³

P1912

THE PROGNOSTIC VALUE OF A NEW ENDOSCOPIC CLASSIFICATION FOR DIVERTICULAR DISEASE: DICA (DIVERTICULAR INFLAMMATION AND COMPLICATION ASSESSMENT)

Cambiè G.¹, Violi A.¹, Tursi A.², Brandimarte G.³, Miraglia C.¹, Elisei W.⁴, Rodriguez-Castro K.I.⁵, Ferronato A.⁶, Baldassarre G.⁵, Crafa P.¹, Cuoco L.⁵, Di Mario F.¹

P1913

EVALUATION OF RISK FACTORS FOR COLONIC DIVERTICULOSIS IN EASTERN AND CENTRAL EUROPEAN POPULATION

Lukosiene J.I.¹, Reichert M.C.², Tamelis A.³, Pampikas S.¹, Kiudelis G.¹, Jonaitis L.¹, Kupcinskas L.¹, Lammert F.², Kupcinskas L.¹

P1914

NUTRITIONAL CHARACTERISTICS OF PATIENTS WITH DIVERTICULAR DISEASE: RESULTS FROM THE REMAD REGISTRY

Andreozzi P.¹, Carabotti M.², Cremon C.³, Pace F.⁴, Barbara G.⁵, Annibale B.⁶, Cuomo R.⁷, REMAD Group

Poster Session

09:00 – 14:00

Poster Exhibition - Hall 7

Paediatric: Lower GI III

P1915

UPPER GASTROINTESTINAL TRACT FINDINGS IN PEDIATRIC IBD: PREVALENCE AND ASSOCIATION WITH OTHER DISEASE FEATURES

Repo M.¹, Pessi J.¹, Wirtanen E.¹, Hiltunen P.², Ruuska T.², Kivelä L.¹, Kurppa K.²

P1916

HEALTH LITERACY, QUALITY OF LIFE, WORK PRODUCTIVITY AND ACTIVITY IMPAIRMENT IN YOUNG ADULTS WITH CROHN'S DISEASE COMPARED TO DIABETES MELLITUS PATIENTS: LONG-TERM FOLLOW-UP FROM THE BELGIAN CROHN'S DISEASE REGISTRY

Carels C.¹, Wauters L.², Baert F.³, Bossuyt P.⁴, Hauser B.¹, Hilbrands R.⁵, Hoffman I.⁶, Keymeulen B.⁵, Outtier A.², Paquot I.⁷, Ruytjens I.⁸, Simoens M.⁹, Thienpont C.¹⁰, Verreth A.¹¹, Verstockt B.², Vermeire S.², Veereman G.¹, on Behalf of BESPGHAN and BIRD

P1917

LATENT TUBERCULOSIS TESTING IN PAEDIATRIC PATIENTS WITH INFLAMMATORY BOWEL DISEASE TREATED WITH ANTI-TUMOUR NECROSIS FACTOR AGENTS: DO WE NEED NEW TESTING RECOMMENDATIONS?

Henriques A., Mourão F., Monteiro J., Espinheira M.C., Pinto Pais I., Fernandes R., Campos L., Trindade E., Amil Dias J.

P1918

GASTROINTESTINAL GRAFT-VERSUS-HOST DISEASE IN PAEDIATRIC HEMATOPOIETIC STEM CELL TRANSPLANTATION

Palomino Pérez L.M.¹, Velasco Rodriguez-Belvis M.¹, Martinez Ibeas M.A.¹, Sanchez Bravo C.¹, Dominguez Ortega G.¹, Gonzalez Vincent M.², Muñoz Codoceo R.A.¹

Poster Session

09:00 – 14:00

Poster Exhibition - Hall 7

Oesophageal, Gastric and Duodenal Disorders III

P1919

THE DYNAMICS OF CHINESE GUT MICROBIAL COMMUNITIES: THE EXPEDITION IN TRINIDAD AND TOBAGO

Liu H.¹, Dong F.¹, Wu J.²

P1920

SCREENING FOR H. PYLORI AND CLARITHROMYCIN RESISTANCE BY PCR FROM GASTRIC BIOPSIES : COMPARATIVE STUDY OF 2 KITS, AMPLIDIAG H. PYLORI+CLARIR (MOBIDIAG) AND RIDAGEN HELICOBACTER PYLORI (R-BIOPHARM)

Gibaud-Papin S.¹, Persyn E.¹, Musquer N.², Mosnier J.-F.³, Le Rhun M.², Chapelle N.², Crémet L.¹, Coron E.², Matysiak-Budnik T.²

P1921

SELECTIVE MICROBIOTA TRANSPLANTATION INDUCES RADIATION ENTERITIS IMPROVEMENT: A PILOT STUDY ✦Ding X., Li Q., Li P., Zhang T., Xiang L., Zhang F.

P1922

A POLIT STUDY OF AN UPPER GASTROINTESTINAL MONITORING SYSTEM FOR TRACKING UPPER GASTROINTESTINAL BLEEDINGChuang C.-H.¹, Chen C.-C.², Kuo H.-Y.³, Hong M.-Y.⁴, Wu J.-H.³, Kang J.-W.³, Huang C.-J.³

P1923

BLEEDING AFTER GASTRIC ENDOSCOPIC SUBMUCOSAL DISSECTION AND NECESSITY OF ENDOSCOPIC EXAMINATION (2ND LOOK) ON THE FOLLOWING DAYItoh T.¹, Kawauara K.¹, Azukisawa S.¹, Kamai J.¹, Kobayashi R.¹, Hamada K.¹, Okamura H.^{1,2}, Urashima S.^{1,2}, Yamada S.³, Kitakata H.¹

P1924

EFFECTIVENESS OF THE TREATMENT WITH SOMATOSTATIN ANALOGUES AND / OR THALIDOMIDE FOR INTESTINAL ANGIODYSPLASIAS IN CLINICAL PRACTICEMauriz-Barreiro V.^{1,2}, de la Iglesia-García D.^{1,2}, Baston Rey I.^{2,3}, González J.⁴, Castro A.⁴, Carroceda S.¹, Iglesias-García J.^{1,2}, Dominguez-Muñoz J.E.^{1,2}

P1925

ATP-DEPENDENT POTASSIUM CHANNELS, SOLUBLE GUANYLYL CYCLASE AND ENDOGENOUS PROSTAGLANDINS IN CARBON MONOXIDE-MEDIATED PREVENTION AGAINST OXIDATIVE ISCHEMIA/REPERFUSION-INDUCED GASTRIC DAMAGEMagierowska K.¹, Korbut E.¹, Bakalarz D.^{1,2}, Wójcik D.¹, Hubalewska-Mazgaj M.¹, Surmiak M.¹, Buszewicz G.³, Sliwowski Z.¹, Chmura A.¹, Ginter G.¹, Kwiecień S.¹, Brzozowski T.⁴, Magierowski M.¹

P1926

BALLOON TAMPONADE IN THE MANAGEMENT OF UNCONTROLLED VARICEAL HAEMORRHAGE - A 12 YEARS RETROSPECTIVE STUDYS G.¹, Gamelas V.², Pavão Borges V.², Rocha M.³, Mendez Santos S.⁴, Saraiva R.C.⁵, Silva M.J.², Bettencourt M.J.²

P1927

GASTROINTESTINAL BLEEDING INDUCED BY MALLORY-WEISS SYNDROME ANALYSISGoginski J.^{1,2}, Rodrigues da Silva B.^{1,2}, Martelli Glaza U.^{1,2}, Naufel Junior C.R.^{1,2}, Nisihara R.², Pires Smaniotto A.¹, Ribeiro Girardello D.¹, Braghini M.^{1,2}, Wannlen Campos Silva Araujo K.^{1,2}, Schetz Zawierucha I.B.^{1,2}, Kleina L.R.¹, Correia A.³

P1928

ACUTE UPPER GASTROINTESTINAL BLEEDING - ADHERENT CLOTS, ADHERENCE TO GUIDELINESPatel R.N.¹, Ikidde S.², Oza C.²

P1929

OUTCOMES ON THE USE OF HEMOSPRAY IN GASTROINTESTINAL BLEED POST ENDOSCOPIC THERAPY: OUTCOMES FROM THE MULTICENTRE INTERNATIONAL HEMOSPRAY REGISTRYHussein M.^{1,2}, Alzoubaidi D.², Graham D.¹, Weaver M.³, Mullady D.³, Early D.³, Ortiz-Fernández-Sordo J.⁴, Ragunath K.⁴, Dunn J.⁵, Rey J.W.⁶, Hayee B.⁷, Moreea S.⁸, Anderson J.⁹, Bovineau G.¹⁰, Ochieng A.¹¹, Boger P.¹¹, Mainie I.¹², Murino A.¹³, Despott E.¹³, Goetz M.¹⁴, Bhandari P.¹⁵, Lovat L.², Coron E.¹⁰, Keisslich R.⁶, Haidry R.^{1,2}

P1930

VERY EARLY ENDOSCOPY IN UPPER GASTROINTESTINAL BLEEDINGBucur D.¹, Ilie M.², Sandru V.³, Plotogea O.M.⁴, Oprita R.⁵, Constantinescu G.⁶

P1931

RISK FACTORS FOR EARLY MORTALITY IN VARICEAL BLEEDINGBarbulescu A., Ratiu I.M., Sporea I., Danila M., Popescu A., Lupusoru R., Miutescu B.P., Ghiuchici A.M., Sirli R.L.D.

P1932

EVALUATION OF OUR IN-PATIENT ENDOSCOPY WORKLOAD AND MEETING NATIONAL STANDARDS FOR THE MANAGEMENT OF UPPER GASTROINTESTINAL BLEEDING IN A UNIVERSITY HOSPITALSamani S.¹, Lee H.L.¹, Wurm P.¹, Ramiah R.D.²

P1934

ENDOSCOPIC MANAGEMENT OF UPPER GASTROINTESTINAL BLEEDING AS PART OF A MULTIDISCIPLINARY TEAM IN AN EMERGENCY TERTIARY CARE HOSPITAL: A SINGLE-CENTER COHORT STUDYRinja E., Diaconu I.-G., Sandru V., Nedelcu I.C., Plotogea O.M., Hortopan A., Oprita R., Chioncel C., Pestroiu Calescu D., Ilie M., Constantinescu G.

P1935

GASTROINTESTINAL BLEEDING IN PATIENTS ON ORAL ANTICOAGULATION THERAPY: CLINICAL AND DEMOGRAPHIC CHARACTERISTICSMartelli Glaza U.^{1,2}, Rodrigues da Silva B.^{1,2}, Goginski J.^{1,2}, Naufel Junior C.R.^{1,2}, Nisihara R.², Pires Smaniotto A.¹, Ribeiro Girardello D.¹, Braghini M.^{1,2}, Wannlen Campos Silva Araujo K.^{1,2}, Schetz Zawierucha I.B.^{1,2}, Correia A.³, Ferrarini Furlan G.¹

P1936

PLATELETS TRANSFUSION NEED IN CIRRHOTIC PATIENTS WITH GASTROINTESTINAL BLEEDINGRodrigues da Silva B.^{1,2}, Goginski J.^{1,2}, Martelli Glaza U.^{1,2}, Naufel Junior C.R.^{1,2}, Nisihara R.², Pires Smaniotto A.¹, Ribeiro Girardello D.¹, Braghini M.^{1,2}, Wannlen Campos Silva Araujo K.^{1,2}, Schetz Zawierucha I.B.^{1,2}, Zacachuka C.R.¹, Luna Peixoto I.¹, Correia A.³

P1937

EFFECTIVENESS OF MANAGEMENT STRATEGIES FOR UNINVESTIGATED DYSPEPSIA: SYSTEMATIC REVIEW AND NETWORK META-ANALYSISEusebi L.H.¹, Black C.J.^{2,3}, Howden C.W.⁴, Ford A.C.^{2,3}

P1938

FUNCTIONAL DYSPESIA, PEPTIC ULCER AND HELICOBACTER PYLORI INFECTION IN A RURAL BANGLADESHI COMMUNITY: AN ENDOSCOPY-ASSISTED HOUSEHOLD SURVEYRahman M.M.¹, Ghoshal U.C.², Kibria M.G.¹, Sultana N.³, Yousuf A.⁴, Nahar S.⁵, Rowshon A.⁶, Ahmed F.¹, Hasan M.⁷

P1939

EVALUATION OF MINDFULNESS BASED COGNITIVE THERAPY IN PATIENTS WITH FUNCTIONAL DYSPESIA IN A TERTIARY REFERRAL CENTRE IN SINGAPORENg Y.K.¹, Hao Y.², Ong A.M.L.¹, Doshi K.³, Wang Y.T.¹

P1940

DYSPESIA E-LEARNING: NOVEL TOOL FOR DYSPESIA MANAGEMENTde Jong L., Lantinga M.A., Drenth J.P.H.

P1941

EDUCATING DYSPYPTIC PATIENTS REDUCES NEED FOR UPPER GASTRO-INTESTINAL ENDOSCOPY WITH > 40%: A MULTI-CENTER RANDOMIZED CONTROLLED TRIALde Jong L.J.¹, Lantinga M.A.², Tan A.C.³, Scheffer R.C.², Aquarius M.⁴, Uil J.J.⁵, Drenth J.P.H.¹

P1942

PHARMACOLOGICAL PROFILE OF NALDEMEDINE, A PERIPHERAL ACTING μ -OPIOID RECEPTOR ANTAGONIST-COMPARISON WITH NALOXONE AND NALOXEGOLKanemasa T.¹, Koike K.¹, Takase K.¹, Arai T.², Nakamura A.¹, Morioka Y.¹, Hasegawa M.¹

P1943

EFFECT OF NALDEMEDINE ON FREQUENCY OF SPONTANEOUS BOWEL MOVEMENTS AND ASSOCIATED SYMPTOMSWild J.¹, Hale M.², Yamada T.³, Ferreira J.C.A.³

P1944

SAFETY AND EFFICACY OF NALDEMEDINE FOR THE TREATMENT OF OPIOID-INDUCED CONSTIPATION IN PATIENTS WITH CHRONIC NON-CANCER PAIN RECEIVING OPIOID THERAPY: A SUBGROUP ANALYSIS OF PATIENTS >65 YEARS OF AGEWild J.¹, Webster L.², Yamada T.³, Hale M.⁴

P1945

SAFETY OF NALDEMEDINE FOR THE TREATMENT OF OPIOID-INDUCED CONSTIPATION IN SUBJECTS WITH CHRONIC NON-CANCER PAIN RECEIVING OPIOID THERAPY: RESULTS OF THREE GLOBAL PHASE 3 CLINICAL TRIALSWebster L.¹, Magazine H.I.², Yamada T.²

P1946

CLINICAL, IMAGING AND PHYSIOLOGICAL CHARACTERISTICS OF CHRONIC INTESTINAL PSEUDO-OBSTRUCTION IN SYSTEMIC SCLEROSIS, AMYLOIDOSIS AND PARANEOPLASTIC SYNDROMES: A TERTIARY CARE CENTER EXPERIENCEPamarthy R.¹, Breen-Lyles M.¹, Sundt W.¹, Makol A.², Grover M.¹

P1947

MANOMETRY DATA OF THE LOWER ESOPHAGEAL SPHINCTER LINEARLY CORRELATE WITH CLINICAL SEVERITY IN TYPE I AND II ACHALASIABancila I.¹, Dimitriu A.², Iacob R.³, Gheorghe C.¹

P1948

DELAYED ESOPHAGO-GASTRIC JUNCTION RELAXATION IN PATIENTS WITH JACKHAMMER ESOPHAGUS SUGGESTS THAT THE HYPERCONTRACTILE PERISTALSIS MAY BE A COMPENSATORY MECHANISMValdovinos Garcia L.R.^{1,2}, Horsley-Silva J.¹, Crowell M.D.³, Valdovinos Díaz M.A.⁴, Vela M.F.⁵

P1949

THE VALUES OF ESOPHAGOGASTRIC JUNCTION CONTRACTILE INDEX IN THE DIAGNOSIS OF EGJ OUTLET OBSTRUCTIONWang K.¹, Xu Z.², Ge Y.², Xia Z.-W.², Duan L.-P.²

P1950

MINIMALLY INVASIVE ASSESSMENT OF GASTROPARESIS DURING WHOLE-GUT EXAMINATION WITH A 3D-TRANSIT SYSTEM IN NORMATIVE DATASutter N.¹, W. Klinge M.¹, Mark E.², Nandhra G.³, Haase A.⁴, Lykke Poulsen J.⁵, Knudsen K.⁶, Fynne L.⁷, Schlageter V.⁸, Birch M.⁹, Scott M.⁹, Mohr Drewes A.⁵, Krogh K.¹⁰

P1951

FREE DRINKING AND SOLID SWALLOWS PERFORMED DURING HIGH-RESOLUTION MANOMETRY HELP BETTER DEFINE THE CLINICAL RELEVANCE OF ESOPHAGOGASTRIC JUNCTION OUTFLOW OBSTRUCTIONSanagapalli S.^{1,2}, Yearwood A.², Patel K.³, Zarate-Lopez N.², Emmanuel A.⁴, Haidry R.J.⁵, Sami S.⁶, Banks M.⁷, Lovat L.B.⁸, Mari A.⁹, Martin H.², Graham D.², Sweis R.¹⁰

P1952

GASTRIC PERORAL ENDOSCOPIC PYLOROMYOTOMY FOR REFRACTORY GASTROPARESIS: A SYSTEMATIC REVIEW WITH POOLED ANALYSISSpadaccini M.^{1,2}, Maselli R.², Thoguluva-Chandrasekar V.³, Belletrutti P.J.¹, Palma R.¹, Pellegatta G.², Galtieri P.A.², Fugazza A.², Anderloni A.², Carrara S.², Di Leo M.¹, Colombo M.¹, Craviotto V.¹, D'Amico F.¹, Lamonaca L.¹, Gabbiadini R.¹, Ormando V.¹, Romana C.¹, Cappello A.¹, Hassan C.⁴, Sethi A.⁵, Khashab M.A.⁶, Sharma P.³, Repici A.^{1,2}

P1953

OESOPHAGEAL BIOPSY RESULTS IN PATIENTS UNDERGOING PER ORAL ENDOSCOPIC MYOTOMY (POEM) FOR ACHALASIA: A RETROSPECTIVE SINGLE CENTRE EXPERIENCEGunasingam N.^{1,1}, Patel M.¹, Gulati S.¹, Haji A.^{1,2}, Hayee B.^{1,3}

P1954

SYMPTOM PROFILE OF NON-CARDIAC CHEST PAIN DEPENDS ON PATHOPHYSIOLOGY OF ESOPHAGEAL DISEASESKuribayashi S.¹, Hosaka H.¹, Shimoyama Y.¹, Kawamura O.², Kusano M.³, Uraoka T.²

P1955

INCREASED OESOPHAGEAL SYMPTOMS AND MANOMETRIC ABNORMAL PATTERNS IN OPIOIDS USERS: EXPERIENCE OF A LARGE TERTIARY REFERRAL CENTRENikaki K., Woodland P., Gabieta-Sonmez S., Yazaki E., Sifrim D.

P1956

PATHOPHYSIOLOGY OF SWALLOWING DYSFUNCTION AND DOPAMINERGIC EFFECTS IN PARKINSON'S DISEASENascimento W.¹, Arreola V.², Sanz P.³, Necati E.⁴, Bolivar-Prados M.², Clavé P.^{2,5}

P1957

COMPARISON OF SAFETY OF TREATMENT OPTIONS FOR END-STAGE ACHALASIA OR SIGMOID ESOPHAGUS: A SYSTEMATIC REVIEW AND META-ANALYSISGopalakrishnan Ravikumar N.P.¹, Ravindran A.¹, Thota P.², Raja S.³, Sanaka M.³

P1958

OUTCOME OF PER ORAL ENDOSCOPIC MYOTOMY FOR TREATMENT OF ACHALASIA - NORWEGIAN SINGLE CENTER EXPERIENCE WITH MEDIAN FOLLOWING-UP OF 24 MONTHSPham K.D.-C.^{1,2}, Havre R.F.³, Gilja O.H.⁴, Hatlebakk J.G.⁵

P1959

CAN OESOPHAGEAL HYPOMOTILITY EXPLAIN UNDERLYING CAUSE OF SMALL INTESTINAL BACTERIAL OVERGROWTH?Wolak A.¹, De Silva M.², Wong T.³, Zeki S.S.⁴, Alavi S.⁵, Jafari J.⁶

P1960

FUNCTIONAL DYSPESIA AND DUODENAL EOSINOPHILIA ARE ASSOCIATED WITH INCIDENT ANXIETY: PROSPECTIVE 10 YEAR FOLLOW-UP OF THE KALIXANDA STUDYRonkainen J.¹, Aro P.², Agr us L.³, Andreasson A.⁴, Walker M.M.⁵, Talley N.J.⁵

P1961

BURDEN OF GASTROINTESTINAL SYMPTOMS AND DISEASE IN TURKEY: CAPPADOCIA COHORT STUDYSezgin O.¹, Akpınar H.²,  zer B.³, T r ner M.⁴, Bal K.⁵, Bor S.⁶

P1962

ROLE OF ENVIRONMENTAL FACTORS ON THE OUTCOME OF GASTROESOPHAGEAL REFLUX DISEASE: A 6 MONTHS PROSPECTIVE STUDYRusso M.¹, Miraglia C.¹, Barchi A.¹, Franceschi M.², Crafa P.¹, Venturini A.¹, Moccia F.¹, Sabattini L.¹, Franzoni L.¹, Di Mario F.¹

P1963

BOTULINUM TOXIN PROVIDES SYMPTOMATIC RELIEF FOR PATIENTS WITH TYPE 3 SPHINCTER OF ODDI DYSFUNCTIONEvans J., Gordon H., Ainley C.

P1964

HOW LONG SHALL WE MAKE MYOTOMY FOR GASTRIC SIDE TO PREVENT REFLAX ESOPHAGITIS AFTER POEM?Takahashi A., Oyama T.

P1965

INSUFFICIENT ROME CRITERIA TO DIAGNOSE PURE FUNCTIONAL ABDOMINAL PAIN AND EPIGASTRIC PAIN SYNDROME: THE NEED OF RULING OUT CHRONIC ABDOMINAL WALL PAINSong K.-H.¹, Huh K.-C.², Kim S.M.¹, Koo H.S.¹, Lee T.H.¹, Choi Y.W.¹, Kang Y.W.¹, Ryu K.¹, Rim C.B.¹

P1966

ANALYSIS OF POST-POEM REFLUX PREDICTORS AND PPI CONSUMPTIONEstremera-Arevalo F.^{1,2}, Alb niz-Arbizu E.^{2,3}, Ezquer S.⁴, Areste I.¹, Z niga Ripa A.¹, Rullan Iriarte M.⁵, Iglesias R.¹, Macias E.¹, Vila J.J.⁶

P1967

MACROPHAGE PLASTICITY AND POLARIZATION IN DIFFERENT CLINICAL VARIANTS OF GASTROESOPHAGEAL REFLUX DISEASELyamina S.¹, Kalish S.¹, Kladovikova O.², Maev I.³, Malyshev I.¹

P1968

NOCTURNAL SYMPTOMS OF GASTROESOPHAGEAL REFLUX ARE RELATED TO PROXIMAL EXTENT OF LIQUID REFLUXATE DURING NIGHTTIMEKuribayashi S.¹, Hosaka H.¹, Shimoyama Y.², Kawamura O.², Kusano M.³, Uraoka T.²

P1969

THE ROLE OF ESOPHAGEAL EPITHELIAL INTEGRITY ON PROTON PUMP INHIBITOR RESPONSE IN PATIENTS WITH GASTROESOPHAGEAL REFLUX DISEASEBor S.¹, Ergun P.², Kipcak S.³, Ege Reflux Study Group

P1970

THE THICKNESS OF THE CRURAL DIAPHRAGM IS THINNER IN HELICOBACTER PYLORI INFECTED GERD PATIENTSSouza M.¹, Andrade M.², Coutinho T.², Nobre M.³, Franco L.⁴, Souza M.², Santos A.⁵

P1971

THE INFLUENCE OF CRURAL DIAPHRAGM ON ESOPHAGOGASTRIC JUNCTION FUNCTION AND GASTROESOPHAGEAL REFLUX DISEASE FEATURES. A PROSPECTIVE STUDY WITH HIGH RESOLUTION MANOMETRY AND IMPEDANCE-PH MONITORINGTolone S.¹, Parisi S.², Savarino E.V.³, De Bortoli N.⁴, Frazzoni M.⁵, Penagini R.S.⁶, Della Coletta M.⁷, Savarino V.⁸, Docimo L.⁹

P1972

A NOVEL SUSCEPTIBILITY LOCUS NEAR GRIK2 ASSOCIATED WITH EROSIIVE ESOPHAGITIS IN A KOREAN COHORTjin E.H.¹, Kim Y.-S.², Jung S.-A.³

P1973

GASTRIN ELEVATION DURING LONG TERM PROTON PUMP INHIBITOR THERAPY AND FUNDIC GLAND POLYPSKroupa R., Packova B., Konecny S., Dastych M., Dolina J.

P1974

ETHNIC COMPARISON OF PHARMACOKINETICS AND PHARMACODYNAMICS OF DWP14012, A NEW POTASSIUM-COMPETITIVE ACID BLOCKER, AMONG KOREAN, CAUCASIAN AND JAPANESEHwang J.¹, Oh J.¹, Cho J.², Lee S.¹, Jang I.-J.¹

P1975

ON-DEMAND VERSUS HALF-DOSE CONTINUOUS THERAPY WITH VONOPRAZAN AS MAINTENANCE THERAPY FOR GASTROESOPHAGEAL REFLUX DISEASETamaki H., Morita M., Noda T., Atsushi K., Ogawa C., Matsunaka T., Shibato M.

P1976

A NOVEL ENDOSCOPIC FUNDOPLICATION FOR GASTROESOPHAGEAL REFLUX DISEASE: ANTI-REFLUX MUCOSAL ABLATION (ARMA)Tanabe M., Abad M.R.A., Iwaya Y., Fujiyoshi Y., Quarta Colosso B.M., Nishikawa Y., Ueno A., Shimamura Y., Sumi K., Tomida H., Ikeda H., Onimaru M., Inoue H.

P1977

FIXED COMBINATION OF HYALURONIC ACID, CHONDROITIN-SULPHATE AND ALUMINUM HYDROXIDE RESTORES ESOPHAGEAL MUCOSAL INTEGRITY IN PATIENTS WITH PROVEN GASTROESOPHAGEAL REFLUX DISEASE - A RANDOMIZED, CONTROLLED, PATHOPHYSIOLOGICAL AND CLINICAL STUDY
Savarino E.V.¹, Ghisa M.², Della Coletta M.³, Lorenzon G.¹, Marinelli C.¹, Rigato M.⁴, Zingone F.¹, Savarino V.⁵

P1978

FIXED COMBINATION OF HYALURONIC ACID, CHONDROITIN-SULPHATE AND ALUMINUM HYDROXIDE IMPROVES REFLUX SYMPTOMS AND QUALITY OF LIFE IN PATIENTS WITH PROVEN GASTROESOPHAGEAL REFLUX DISEASE - A RANDOMIZED, CONTROLLED, PATHOPHYSIOLOGICAL AND CLINICAL STUDY
Savarino E.V.¹, Marinelli C.¹, Lorenzon G.², Della Coletta M.³, Ghisa M.⁴, Rigato M.⁵, Zingone F.¹, Savarino V.⁶

P1980

MEASUREMENT OF SERUM GASTRIN LEVELS AND HISTOLOGIC EVALUATION OF THE DEGREE OF PARIETAL CELL DEGENERATION AND ECL CELL HYPERPLASIA ARE THE MOST IMPORTANT INDICATORS TO EVALUATE THE RISK OF DEVELOPING NET WHEN CONSIDERING THE USE OF MORE POTENT GASTRIC ACID SECRETION INHIBITORS
Yamasaki T.¹, Chibai M.², Sakurai T.¹, Akita Y.¹, Maruyama Y.¹, Miyazaki R.¹, Miyashita H.¹, Mitsunaga M.¹, Kato T.¹, Saruta M.¹

P1981

ALTERED GUT MICROBIOTA IN CANDIDATES FOR ANTIREFLUX SURGERY
Haworth J.¹, Vales A.², Boyle N.³, Hobson A.^{1,2,3}

P1982

RISK FACTORS FOR EROSIVE TOOTH WEAR IN PATIENTS WITH GASTROESOPHAGEAL REFLUX DISEASE (GORD) SYMPTOMS: A PROSPECTIVE CROSS-SECTIONAL CASE CONTROL STUDY
Alharthi R.^{1,2}, Moazzez R.¹, Bartlett D.¹, Jafari J.³

P1983

THE NATURAL HISTORY OF LOW-GRADE DYSPLASIA IN PATIENTS WITH BARRETT'S OESOPHAGUS: A TERTIARY CENTRE EXPERIENCE
Hussein M.^{1,2}, Sehgal V.¹, Magee C.³, Sami S.^{2,4}, Banks M.⁵, Sweis R.¹, Graham D.¹, Morris D.¹, Rodriguez M.¹, Jansen M.¹, Novelli M.¹, Lovat L.², Haidry R.^{1,2}

P1984

THE UTILITY OF A METHYLATION PANEL IN THE ASSESSMENT OF CLINICAL RESPONSE TO THE RADIOFREQUENCY ABLATION FOR BARRETT'S OESOPHAGUS
Januszewicz W.^{1,2}, Waldock W.³, Vijay Subhash V.³, Fernando D.³, Bartalucci G.³, Leeman E.³, Chettouh H.³, Miremadi A.⁴, O'Donovan M.⁴, Fitzgerald R.C.³, di Pietro M.⁵

P1985

RISK FACTORS FOR PROGRESSION OF CONFIRMED LOW GRADE DYSPLASIA IN A BARRETT'S TERTIARY REFERRAL CENTRE
Hussein M.^{1,2}, Sehgal V.¹, Magee C.³, Sami S.⁴, Banks M.⁴, Sweis R.⁴, Graham D.⁴, Morris D.⁴, Rodriguez M.⁴, Jansen M.⁴, Novelli M.⁴, Lovat L.², Haidry R.⁴

P1986

COLUMNAR EPITHELIUM MORPHOLOGY AFTER ESOPHAGECTOMY: CLINICAL INSIGHT INTO THE DEVELOPMENT OF BARRETT'S ESOPHAGUS
Iizuka T.¹, Ohkura Y.², Ueno M.²

P1987

DIAGNOSTIC YIELD OF SEATTLE PROTOCOL AND TARGETED BIOPSY - COMPARATIVE STUDY IN BARRETT'S ESOPHAGUS SURVEILLANCE
 Silva J.C., Fernandes C., Pinho R., Proença L., Silva A.P., Sousa M., Gomes A.C., Afeto E., Carvalho J.

P1988

BARRETT'S OESOPHAGUS SURVEILLANCE AT A LARGE UNIVERSITY HOSPITAL IN THE UNITED KINGDOM
 Mak J.K.C., Nar R., Boulton R., Butt M.A.

P1989

NARROW BAND IMAGING IN SCREENING OF BARRETT'S ESOPHAGUS IN GASTROESOPHAGEAL REFLUX DISEASE PATIENTS
Elsheaita A.¹, Nouh H.², Elbially M.¹, Shamsya M.M.¹, Shawky Ahmed S.³, Madkour M.A.¹, Shamsya A.⁴, Khalil H.⁴

P1990

AN AUTOMATED, QUANTITATIVE MULTIPLEX IMMUNOFLOUORESCENCE ASSAY ACCURATELY RISK STRATIFIES BARRETT'S ESOPHAGUS PATIENTS WITH A COMMUNITY-BASED DIAGNOSIS OF LOW-GRADE DYSPLASIA AT A RATE COMPARABLE TO EXPERT PATHOLOGISTS
Frei N.¹, Konté K.¹, Bossart E.A.², Zhang Y.², Critchley-Thorne R.J.², Pouw R.E.¹, Bergman J.J.¹

P1991

SAFETY AND EFFICACY OF MULTI-BAND MUCOSECTOMY FOR VISIBLE LESIONS IN BARRETT'S ESOPHAGUS: A SYSTEMATIC REVIEW WITH POOLED ANALYSIS
Spadaccini M.¹, Maselli R.², Attardo S.³, Thoguluva-Chandrasekar V.⁴, Belletrutti P.J.¹, Carrara S.², Di Leo M.¹, Fugazza A.², Anderloni A.², Galtieri P.A.², Pellegatta G.², Lamonaca L.¹, Craviotto V.¹, D'Amico F.¹, Palma R.¹, Orlando V.¹, Cappello A.¹, Romana C.¹, Dal Buono A.¹, Colombo M.¹, Hassan C.⁵, Sharma P.⁴, Repici A.^{1,2}

P1992

THE RISK OF PREVALENT AND INCIDENT NEOPLASIA IN PATIENTS WITH A DIAGNOSIS OF BARRETT'S ESOPHAGUS INDEFINITE FOR DYSPLASIA
Januszewicz W.^{1,2}, Phillips R.³, O'Donovan M.⁴, Sawas T.⁵, Katzka D.A.⁵, Fitzgerald R.C.⁶, di Pietro M.⁷

P1993

ENDOSCOPIC SUBMUCOSAL DISSECTION FOR RESECTION OF T1B N0 ESOPHAGEAL CANCER: RETROSPECTIVE MULTICENTER STUDY
Mejia Perez L.K.¹, Jawaid S.², Alaber O.³, Chua T.⁴, Vargo J.J.⁵, Aihara H.⁶, Fukami N.⁴, Dumot J.³, Chak A.³, Draganov P.V.⁷, Bhatt A.⁵

P1994

REASONS FOR LONG TIME TO REFERRAL FROM PRIMARY CARE FOR OESOPHAGEAL AND GASTRIC CANCER PATIENTS IN THE NETHERLANDS
 Van Erp N.F.¹, Helsper C.², De Wit N.J.¹, Peeters P.H.M.¹, Dickens Study Group

P1995

A PROSPECTIVE STUDY OF SM2 CARCINOMA DIAGNOSIS USING THE EXTENT OF TYPE B2 VESSELS IN THE JAPAN ESOPHAGEAL SOCIETY CLASSIFICATIONTakeuchi M., Azumi M., Kohisa J.

P1996

RELATIONSHIP BETWEEN ABDOMINAL FAT DISTRIBUTION AND PROGRESSION OF BARRETT'S ESOPHAGUS TO ADENOCARCINOMANamikawa K.¹, Fujisaki J.^{1,2}, Akazawa N.^{1,3}, Yoshimizu S.¹, Ishiyama A.^{1,4}, Yoshio T.^{1,4}, Tsuchida T.^{1,4}

P1997

OUTCOME OF ENDOSCOPIC SUBMUCOSAL DISSECTION FOR SUPERFICIAL PHARYNGEAL SQUAMOUS CELL CARCINOMA - ESPECIALLY FOR THE SCC LOCATED ANTERIOR SIDE OF EPIGLOTTISOyama T.¹, Takahashi A.²

P1998

CLINICOPATHOLOGICAL STUDIES OF ESOPHAGEAL SQUAMOUS CELL CARCINOMA DEVELOPING FROM ACHALASIA: ANALYSIS OF ITS CARCINOGENESIS AND MORPHOLOGICAL CHARACTERISTICSChino O.¹, Hanashi T.², Tajima T.², Nakamura T.², Tanaka Y.², Yamamoto S.³, Nishi T.⁴, Shimada H.⁴, Ozawa S.⁵, Makuuchi H.^{5,6}

P1999

LONG-TERM RESULTS OF ENDOSCOPIC TREATMENT VS. ESOPHAGECTOMY WITH LYMPHADENECTOMY IN PATIENTS WITH HIGH-RISK EARLY ESOPHAGEAL CANCER INCLUDING DETAILED ANALYSIS OF LYMPH NODE MICROMETASTASES
Ottavova K.^{1,2}, Kollar M.³, Krajciová J.¹, Sticova E.³, Maluskova J.³, Pazdro A.⁴, Harustiak T.⁴, Kodetova D.⁵, Vackova Z.¹, Spicak J.¹, Martinek J.¹

P2000

YIELD OF REGIONAL MALIGNANT LYMPH NODE METASTASIS BY EUS AND FNA FOR THE DETECTION OF RESIDUAL DISEASE AFTER NEOADJUVANT CHEMORADIOTHERAPY FOR ESOPHAGEAL CANCERvan der Bogt R.¹, van der Wilk B.J.², Poley J.W.¹, Krishnadath K.K.³, Schoon E.J.⁴, Oostenbrug L.E.⁵, Siersema P.D.⁶, Vleggaar F.P.⁷, Bruno M.J.¹, Biermann K.⁸, van Lanschot J.J.B.², Spaander M.C.W.¹

P2001

EFFICACY AND SAFETY OF ENDOSCOPIC SUBMUCOSAL DISSECTION FOR ESOPHAGEAL LESIONS UNDER GENERAL ANESTHESIAMaruyama T.¹, Uesato M.¹, Urahama R.¹, Suito H.², Yamaguchi Y.³, Yonemoto S.³, Matsubara H.¹

P2002

A NOVEL MAGNIFIED ENDOSCOPIC FINDING FOR THE DIFFERENTIAL DIAGNOSIS BETWEEN INFLAMMATION AND SUPERFICIAL ESOPHAGEAL SQUAMOUS CELL CARCINOMATakahashi A., Oyama T.

P2003

TUMOR SIZE INCREASES THE RISK FOR LYMPH NODE METASTASES IN T1B ESOPHAGEAL ADENOCARCINOMASadaps M.¹, Mehta N.², Jang S.², Vargo J.², McNamara M.¹, Sohal D.¹, Raja S.³, Khorana A.¹, Bhatt A.², Murthy S.³

P2004

MICA HAS A PROTECTIVE EFFECTIVE TO NON-STEROIDAL ANTI-INFLAMMATORY DRUGS ENTEROPATHY VIA REGULATING LONG NON-CODING RNA-NCRUPAR AND PAR2Wang Y., Ye F., Zhang S.

P2005

IMPLEMENTATION OF PROTON PUMP INHIBITOR DEPRESCRIPTION PROTOCOL AT HOSPITAL DISCHARGE: THE DE-PIBP PROJECTGarcía Cámara P.¹, Lamuela L.J.¹, Llorente-Barrio M.¹, Sierra O.¹, Monzón M.R.¹, Alcedo J.^{1,2}, Arbones-Mainar J.M.^{2,3}, Bernal V.^{1,2}

P2006

PROTON PUMP INHIBITORS: IMPLEMENTATION OF A DE-PRESCRIBING STRATEGYCampillo A.¹, Erviti J.², Celaya M.C.³, Bolado F.⁴, Irisarri R.⁵

P2007

CLINICOPATHOLOGICAL AND IMMUNOHISTOCHEMICAL STUDY OF THE MECHANISM OF SPORADIC FUNDIC GLAND POLYP PROLIFERATION AND ENLARGEMENT IN LONG-TERM PPI-USERSMatsumura M., Tsuji N., Yoshida S., Tomooka M., Umehara Y., Kudo M.

P2008

QUANTIFYING EARLY GASTRIC CANCER IN AUSTRALIA: WHAT IS THE POTENTIAL NEED FOR GASTRIC ESD IN THE WEST?Yang L.^{1,2}, Taylor A.^{1,2}, Thompson A.^{1,2}, Desmond P.^{1,2}, Holt B.^{1,2}

P2009

ENDOSCOPIC SURVEILLANCE AFTER TOTAL GASTRECTOMY FOR GASTRIC CANCER: IS IT NECESSARY?Lee J.S., Na H.K., Ahn J.Y., Choi K.D., Jung K.W., Kim D.H., Song H.J., Lee G.H., Jung H.-Y., Lee J.H.

P2010

RISK FACTORS OF GASTRIC CANCER AFTER ERADICATION OF HELICOBACTER PYLORI EVALUATED FROM THE BACKGROUND GASTRIC MUCOSA: A PROPENSITY SCORE-MATCHED CASE-CONTROL STUDYObayashi Y.¹, Kawano S.¹, Okamoto Y.¹, Baba Y.¹, Hamada K.¹, Sakae H.¹, Abe M.¹, Kanzaki H.¹, Iwamura M.¹, Kawahara Y.¹, Tanaka T.², Okada H.¹

P2011

THE EFFECTS OF WARFARIN AND DIRECT ORAL ANTICOAGULANT IN ENDOSCOPIC SUBMUCOSAL DISSECTION CASES FOR GASTRIC NEOPLASMUeki N.¹, Kirita K.², Agawa S.¹, Ikeda G.², Noda H.³, Higuchi K.², Akimoto T.², Yamawaki H.¹, Kodaka Y.¹, Kawagoe T.², Futagami S.¹, Iwakiri K.²

P2012

ENDOSCOPIC ULTRASOUND IN THE DIAGNOSIS AND FOLLOW-UP OF GASTRIC SUBEPITHELIAL LESIONS: RESULTS FROM A REGIONAL CENTREHaddock R.¹, Tham J.², Paterson S.³, Stanley A.J.²

P2013

CLINICAL IMPACT OF ENDOSCOPIC SUBMUCOSAL DISSECTION USING CLUTCH CUTTER WITH OVER-THE-SCOPE-CLIP CLOSURE FOR SUPERFICIAL NON-AMPULLARY DUODENAL EPITHELIAL TUMORDohi O.¹, Yoshida N.¹, Ishida T.², Takayama S.¹, Nakano T.¹, Majima A.³, Inoue K.¹, Kamada K.¹, Takagi T.², Konishi H.¹, Naito Y.⁴, Itoh Y.¹

P2014

PRECEDING ENDOSCOPIC SUBMUCOSAL DISSECTION DOES NOT AFFECT FOR THE PROGNOSIS OF PATIENTS WITH GASTRIC CARCINOMA WITH SUBMUCOSAL DEEP INVASION AFTER ADDITIONAL SURGERY: A PROPENSITY SCORE-MATCHED ANALYSISKuroki K.¹, Oka S.², Tanaka S.³, Yorita N.¹, Hata K.¹, Kotachi T.¹, Ninomiya Y.¹, Boda T.¹, Ito M.², Arihiro K.⁴, Chayama K.²

P2015

GERMLINE MUTATIONS IN TWO FAMILIAL EARLY-ONSET GASTRIC CANCER FAMILIES

Zhou F.

P2016

THE PREVALENCE AND SIGNIFICANCE OF JEJUNAL POLYPOSIS AFTER DUODENECTOMY IN FAMILIAL ADENOMATOUS POLYPOSISYoon J.Y.¹, Mehta N.², Burke C.², Augustin T.³, O'Malley M.⁴, Laguardia L.⁴, Cruise M.⁵, Mankaney G.², Church J.⁴, Kalady M.⁴, Walsh R.M.³, Bhatt A.²

P2017

THE PREVALENCE AND SIGNIFICANCE OF DUODENAL BULB POLYPOSIS AFTER DUODENECTOMY IN PATIENTS WITH FAMILIAL ADENOMATOUS POLYPOSISYoon J.Y.¹, Mehta N.², Burke C.³, Augustin T.⁴, O'Malley M.⁵, Laguardia L.⁶, Cruise M.⁷, Mankaney G.², Church J.⁶, Kalady M.⁶, Walsh R.M.⁴, Bhatt A.²

P2018

VONOPRAZAN VERSUS PROTON PUMP INHIBITORS FOR THE MANAGEMENT OF GASTRIC ENDOSCOPIC SUBMUCOSAL DISSECTION-INDUCED ARTIFICIAL ULCER: A SYSTEMATIC REVIEW WITH META-ANALYSISKim B.L.¹, Kang H.², Kim J.G.³, Choi G.²

P2020

THE VALUE OF ENDOSCOPIC BIOPSIES IN ROUTINE UPPER GASTROINTESTINAL ENDOSCOPYTai F.W.D.¹, Jalal M.², Tun G.S.Z.³, Chetcuti Zammit S.⁴, McAlindon M.⁵

P2021

ROUTINE EXAMINATION OF STOMACH AND DUODENUM IN PATIENTS ATTENDING FOR BARRETT'S SURVEILLANCE- IS IT REALLY INDICATED ?Shaikh F.K.¹, Mundre P.²

P2022

WHAT AFFECTS THE SATISFACTION AND EXPERIENCE OF OUR PATIENT DURING UPPER-ENDOSCOPY: AN EXPLORATORY RESEARCHDel Rio Z.¹, Skenazi L.¹, Surmont M.², Hellemans C.¹, Eisendrath P.³

Poster Session

09:00 - 14:00

Poster Exhibition - Hall 7

H. Pylori III

P2023

DIFFERENTIAL HELICOBACTER PYLORI PLASTICITY IN THE GASTRIC NICHE OF SUBJECTS AT INCREASED GASTRIC CANCER RISKCasarotto M.¹, Bidoli E.², Maiero S.³, Magris R.³, Steffan A.¹, Basaglia G.⁴, Canzonieri V.⁵, De Re V.¹, Cannizzaro R.³, Zanussi S.¹

P2024

HELICOBACTER PYLORI CAGA PROMOTES GASTRIC CANCER TUMORIGENESIS VIA THE P-ERK/AUF1/GKN1 PATHWAYYanlei G.¹, Shigang D.²

P2025

OPTIMUM SECOND-LINE REGIMENS FOR HELICOBACTER PYLORI ERADICATION: INTERIM RESULTS OF AN ON-GOING COCHRANE SYSTEMATIC REVIEWNyssen O.P.¹, Marin A.C.¹, McNicholl A.G.¹, Savarino V.², Calvet Calvo X.³, Leontiadis G.I.⁴, Fischbach L.⁵, Yuan Y.⁶, Cañizares A.C.⁷, Aguilar G.E.⁸, F Martinez E.⁹, G Garcia E.⁸, H Iglesias S.⁹, M Saborido C.⁸, S Martin C.E.¹⁰, V Delgado D.⁹, L Alcalde J.¹¹, Gisbert J.¹²

P2026

REAL LIFE DATA EVALUATING HELICOBACTER PYLORI ERADICATION RATES AFTER APPLICATION OF MAASTRICHT V GUIDELINESAxiaris G.¹, Stoupaki M.¹, Gkagkari V.¹, Leonidakis G.¹, Papatthanasiou E.¹, Karlaftis A.¹, Sotiropoulou M.², Petraki K.³, Martinez-Gonzalez B.⁴, Sgouras D.⁴, Mentis A.⁴, Zampeli E.¹, Baxevanis P.¹, Michopoulos S.¹

P2027

CONCOMITANT THERAPY, SEQUENTIAL THERAPY OR HIGH DOSE ESOMEPRAZOLE AND AMOXICILLIN DUAL THERAPY FOR FIRST LINE HELICOBACTER PYLORI ERADICATION A PROSPECTIVE RANDOMIZED STUDYEl-Mekkaoui A.¹, Zerriouh M.², Khannoussi W.³, Kharrasse G.⁴, Abda N.⁵, Ismaili Z.⁶

P2028

HIGH TREATMENT SUCCESS OF STANDARD HELICOBACTER PYLORI-ERADICATION REGIMENS DESPITE PROVEN ANTIMICROBIAL RESISTANCE: FOLLOW UP RESULTS OF A PROSPECTIVE MULTICENTER CLINICAL STUDYDolak W.¹, Bilgiler C.², Ludwiczek O.³, Graziadei I.⁴, Biowski-Frotz S.⁵, Kienbauer M.⁶, Wewalka F.⁷, Schöfl R.⁸, Huber-Schönauer U.⁹, Datz C.¹⁰, Makristathis A.¹¹, Kamogawa Y.¹², Steinger C.², Austrian Helicobacter Study Group of the Austrian Society of Gastroenterology and Hepatology

P2029

FOURTEEN DAY SEQUENTIAL THERAPY CONTAINING RABEPRAZOLE VERSUS 10 AND 14 DAY CONCOMITANT THERAPY IN THE FIRST LINE TREATMENT OF HELICOBACTER PYLORI INFECTION: AN OPEN LABEL, SINGLE CENTER, RANDOMIZED CLINICAL TRIAL

Boutallaka H., Seddik H., Berrag S., Mrabti S., Sair A., Elkoti I., Berraida R., Loubaris K., Sentissi S., Benkirane A.

P2030

PREVALENCE OF HELICOBACTER PYLORI INFECTION IN PATIENTS WITH FUNCTIONAL DYSPEPSIA AND EFFECTS OF ERADICATION ON SYMPTOMS - URBAN INDIAN SCENARIO
 Shah R., Banka N.H., Patel T., Udawat P., Dhir V.

P2031

EFFICACY IN SECOND-LINE REGIMENS IN SPAIN: RESULTS FROM THE EUROPEAN REGISTRY ON H. PYLORI MANAGEMENT (HP-EUREG)

Caldas Alvarez M.¹, Perez Aisa M.A.², Castro Fernandez M.³, Bujanda L.⁴, Lucendo A.J.⁵, Hinojosa J.², Fernández Moreno N.², Rodrigo Sáez L.R.⁶, Pabon M.⁷, Ferrer Barceló L.⁸, Alonso Galán H.⁹, Pérez Lasala J.¹⁰, Molina Infante J.¹¹, Velayos B.¹², Barrio J.¹³, Lanas Á.¹⁴, Domínguez Cajal M.¹⁵, Perona Vincenti M.¹⁶, Di Maira T.¹⁷, Gómez Rodríguez B.J.¹⁸, Medina Chulia E.⁸, Roldán M.¹⁹, Mata-Romero P.²⁰, Modolell I.²¹, Botargues Boté J.M.²², Jiménez-Moreno M.²³, Pérez Nyssen O.²⁴, Marin A.C.²⁵, García Donday M.²⁴, Garre A.²⁴, Megraud F.²⁶, O'Morain C.²⁷, McNicholl A.G.²⁴, P. Gisbert J.²⁴

P2032

PAN-EUROPEAN REGISTRY ON H. PYLORI MANAGEMENT (HP-EUREG): FIRST-LINE TREATMENT USE AND EFFICACY TRENDS IN 2013-2018

Perez Nyssen O.¹, McNicholl A.G.², Bordin D.S.³, Tepeš B.⁴, Perez Aisa M.&⁵, Dino V.⁶, Caldas Alvarez M.⁷, Bujanda Fernández de Piérola L.⁸, Castro Fernandez M.⁹, Lerang F.¹⁰, Leja M.¹¹, Rodrigo Sáez L.R.¹², Rokkas T.¹³, Kupcinkas L.¹⁴, Perez-Lasala J.¹⁵, Jonaitis L.¹⁶, Shvets O.¹⁷, Gasbarrini A.¹⁸, Şimşek H.¹⁹, Axon A.²⁰, Buzás G.M.²¹, Machado J.C.L.²², Niv Y.²³, Boyanova L.²⁴, Goldis E.-A.²⁵, Lamy V.²⁶, Katicic M.²⁷, Przytulski K.²⁸, Beglinger C.²⁹, Venerito M.³⁰, Bytzer P.³¹, Capelle L.³², Milosavljevic T.³³, Veijola L.³⁴, Molina Infante J.³⁵, Vologzhanina L.³⁶, Fadeenko G.³⁷, Ariño Pérez I.³⁸, Fiorini G.³⁹, Ramas M.⁴⁰, Donday M.G.⁴⁰, Megraud F.⁴¹, O'Morain C.⁴², Gisbert J.^{43,44}, Hp-EuReg Investigators, European Helicobacter and Microbiota Study Group, AEG-REDCap

P2033

FIRST-LINE H. PYLORI ERADICATION THERAPY IN EUROPE: RESULTS FROM 21,487 CASES OF THE EUROPEAN REGISTRY ON H. PYLORI MANAGEMENT (HP-EUREG)

Perez Nyssen O.¹, McNicholl A.G.², Bordin D.S.³, Tepeš B.⁴, Perez Aisa M.&⁵, Dino V.⁶, Caldas Alvarez M.⁷, Bujanda Fernández de Piérola L.⁸, Castro Fernandez M.⁹, Lerang F.¹⁰, Leja M.¹¹, Rodrigo Sáez L.R.¹², Rokkas T.¹³, Kupcinkas L.¹⁴, Perez-Lasala J.¹⁵, Jonaitis L.¹⁶, Shvets O.¹⁷, Gasbarrini A.¹⁸, Şimşek H.¹⁹, Axon A.²⁰, Buzás G.M.²¹, Machado J.C.L.²², Niv Y.²³, Boyanova L.²⁴, Goldis E.-A.²⁵, Lamy V.²⁶, Przytulski K.²⁷, Beglinger C.²⁸, Venerito M.²⁹, Bytzer P.³⁰, Capelle L.³¹, Milosavljevic T.³², Veijola L.³³, Molina Infante J.³⁴, Vologzhanina L.³⁵, Ariño Pérez I.³⁶, Fiorini G.³⁷, Ramas M.³⁸, Donday M.G.³⁹, Megraud F.⁴⁰, O'Morain C.⁴¹, Gisbert J.^{42,43}, Hp-EuReg Investigators, European Helicobacter and Microbiota Study Group, AEG-REDCap

P2035

APPLICATION OF SCREENING AND SCORING SYSTEM FOR THE ANALYSIS OF A NEW TYPE OF GASTRIC CANCER

Jinyong H.¹, Ali R.W.¹, Xiaojun H.¹, Shanshan M.², Kai X.², Manan A.³, Akram M.A.³, Ahmad I.⁴, Yaoping Z.², Haiyan W.²

P2036

EVALUATION OF A PHONE CALL STRATEGY FOR THE PATIENTS WITH GASTRIC PRECANCEROUS LESIONS LOST FOR FOLLOW-UP: A PROSPECTIVE STUDY IN A SINGLE CENTER IN FRANCE

Chapelle N.¹, Jirka I.², Péron M.¹, Quénéhervé L.³, Cauchin E.⁴, Touchefeu Y.⁵, Mosnier J.-F.⁶, Matysiak Budnik T.⁷

P2037

LONG-TERM OUTCOME OF WATCH AND WAIT STRATEGY FOR GASTRIC ANTIBIOTIC-RESISTANT MUCOSA-ASSOCIATED LYMPHOID TISSUE LYMPHOMA

Matsuno Y.¹, Torisu T.¹, Fuyuno Y.¹, Okamoto Y.¹, Fujioka S.¹, Hirano A.¹, Umeno J.¹, Moriyama T.¹, Kitazono T.¹, Esaki M.²

P2038

PROSPECTIVE STUDY SHOWING THE CORRELATION BETWEEN THE SEVERITY OF HP GASTRITIS AND PRE-NEOPLASTIC LESIONS IN A MOROCCAN POPULATION

Jamal S., Seddik H., Loubaris K., Berraida R., El Koti I., Benkirane A.

P2039

IS IT WORTH TO SCREEN THE PATIENTS FOR PRENEOPLASTIC GASTRIC LESIONS AND HELICOBACTER PYLORI?

Bataga S.M.¹, Macarie M.², Negovan A.²

Poster Session

09:00 - 14:00

Poster Exhibition - Hall 7

Small Intestinal III

P2040

A SPECIALTY PHARMACY COHORT STUDY EVALUATING THE EFFECTIVENESS OF TEDUGLUTIDE IN SUBGROUPS OF SHORT BOWEL SYNDROME PATIENTS RECEIVING PARENTERAL SUPPORT DEFINED BY BOWEL ANATOMY

Chen K.¹, Yang H.², Zhao J.², Briggs A.²

P2041

PREDICTIVE POTENTIAL OF BIOMARKERS OF INTESTINAL BARRIER FUNCTION FOR THERAPEUTIC MANAGEMENT WITH TEDUGLUTIDE IN PATIENTS WITH SHORT BOWEL SYNDROME

Büttner J.¹, Maasberg S.^{1,2}, Bochow B.¹, Naranjo S.¹, Werich M.¹, Pape U.-F.^{1,2}

P2042

GOTHENBURG INTESTINAL TRANSPLANT ENDOSCOPY SCORE: A PROSPECTIVE, SINGLE CENTER EVALUATION

Varkey J.^{1,2}, Herlenius G.³, Pischel A.¹, Yamamoto S.¹, Oltean M.³

P2043

PREVENTIVE EFFECT OF LACTOBACILLUS SALIVARIUS WB21 ON SMALL BOWEL INJURIES IN SUBJECTS WHO TAKE BOTH NSAID AND PPI: A RANDOMIZED, DOUBLE-BLIND, PLACEBO-CONTROLLED TRIAL

Okamoto Y.¹, Esaki M.², Morishita T.¹, Hara Y.³, Hirano A.¹, Umeno J.¹, Maehata Y.⁴, Kobayashi H.³, Ishikawa H.⁵, Torisu T.¹, Matsumoto T.⁶, Kitazono T.¹

P2044

RESULTS OF A MULTICENTRIC RETROSPECTIVE STUDY OF TEDUGLUTIDE TREATMENT IN BENIGN SHORT BOWEL SYNDROME IN GERMANYPevny S.¹, Wehkamp J.², Zopf Y.³, Herrmann H.J.³, Blumenstein I.⁴, von Websky M.W.⁵, Schiefke I.⁶, Büttner J.¹, Maasberg S.⁷, Pape U.-F.^{1,7}

P2045

BONE MARROW MESENCHYMAL STEM CELL CONDITIONED MEDIUM WITH INFLAMMATORY ACTIVATION FOR REPAIR OF RADIATION-INDUCED IEC-6 CELL INJURYChen H.^{1,2}, Luo Y.¹, Sha W.^{1,3}

P2046

GINSENOSEIDE RG1 ENHANCES THE PARACRINE EFFECTS OF BM-MSCS ON RADIATION INDUCED INTESTINAL INJURYLuo Y.¹, Chen H.^{1,2}, Sha W.^{1,3}

P2047

IN ADULT COELIAC DISEASE HISTOLOGICAL RECOVERY AND PERSISTENT VILLOUS ATROPHY SEEM SIMILAR AFTER 1 AND 2-3 YEARS OF ADEQUATE GLUTEN-FREE DIETGalli G.¹, Conti L.¹, Lahner E.¹, Cazzato M.¹, Esposito G.¹, Magi L.¹, Pillozzi E.², Annibale B.¹

P2048

UNDERSTANDING CELIAC DISEASE OUTCOMES AND MONITORING PATTERNS AFTER DIAGNOSIS: A MULTINATIONAL REAL-WORLD STUDYLundin K.E.A.¹, Kelly C.P.², Sanders D.³, Wang S.⁴, Kayaniyil S.⁵, Wang S.⁵, Sambrook R.⁵, Barrett C.², Yoosuf S.², Pettersen E.S.¹, Leffler D.A.⁴

P2049

BURDEN OF ILLNESS AND TREATMENT EXPERIENCES IN CELIAC DISEASE - RESULTS FROM A MULTI-COUNTRY PATIENT SURVEY STUDYLebwohl B.¹, Sanders D.S.², Urwin H.³, Geller M.G.⁴, Wang S.⁵, Clifford S.⁶, Lewis H.B.⁷, Cho M.⁶, Latibeaudiere D.⁷, Ong V.⁶, Leffler D.A.⁵

P2050

INCREASED SEROREACTIVITY TO MICROBIAL MARKERS IN FIRST-DEGREE RELATIVES OF CELIAC DISEASE PATIENTSViitasalo L.^{1,2}, Iltanen S.^{1,3}, Huhtala H.⁴, Saavalainen P.⁵, Kaukinen K.^{6,7}, Lindfors K.⁶, Kurppa K.¹

P2051

FACTORS ASSOCIATED WITH NON ADHERENCE TO GLUTEN FREE DIET IN ADULT CELIAC PATIENTS IN ISRAELZelnik Yovel D.¹, Shirin H.², Broide E.²

P2052

HEMORHEOLOGICAL ALTERATIONS IN CELIAC DISEASE AND INFLAMMATORY BOWEL DISEASESzakács Z.¹, Csizsár B.², Kenyeres P.², Sarlós P.³, Erőss B.¹, Hussain A.⁴, Nagy Á.⁴, Kószegi B.⁵, Veczák I.³, Farkas N.⁶, Nagy M.¹, Márta K.¹, Szentesi A.¹, Tótkés-Füzesi M.⁷, Berki T.⁸, Vincze Á.³, Tóth K.², Hegyi P.^{1,9}, Bajor J.³

P2053

EFFECT OF BIFIDOBACTERIUM INFANTIS NSL SUPER STRAIN IN HIGHLY SYMPTOMATIC CELIAC DISEASE PATIENTS ON LONG-TERM GLUTEN-FREE DIET. A PILOT STUDYSmecuol E.G.¹, Temprano M.D.I.P.¹, Acosta F.², Sugai E.², Moreno M.L.², Pinto-Sanchez M.I.³, Vazquez H.², Stefanolo J.P.², González A.⁴, Dadamo C.⁵, Niveloni S.², Verdu E.⁶, Mauriño E.², Bai J.⁷

P2054

REAL LIFE PATTERNS OF GLUTEN-FREE DIET ADHERENCE IN CELIAC PATIENTS USING GIP EXCRETIONStefanolo J.P.¹, Talamo M.¹, Dodds S.¹, Sugai E.², Temprano M.¹, Costa F.¹, Moreno M.L.², Pinto-Sanchez M.I.³, Smecuol E.G.⁴, Vazquez H.⁵, Gonzalez A.², Niveloni S.¹, Verdue E.F.⁶, Mauriño E.⁷, Bai J.⁸

P2055

INTRODUCING A DIRECT ACCESS GASTROSCOPY PATHWAY FOR PRIMARY CARE PHYSICIANS SIGNIFICANTLY REDUCES DELAYS IN DIAGNOSIS OF COELIAC DISEASEManji Z.¹, Sim M.¹, Donald K.¹, Mccann S.¹, Jafar W.²

P2056

STUDY OF GUT MICROBIOTA AND SERUM BIOMARKERS IN CELIAC DISEASEOreshko L.¹, Sitkin S.², Bakulin I.¹, Vakhitov T.³, Demyanova E.³, Semenova E.⁴, Suvorova M.⁵

P2057

CLINICOPATHOLOGICAL FEATURES OF THE MUCIN PHENOTYPES IN SPORADIC NON-AMPULLARY DUODENAL SUBMUCOSAL INVASIVE CARCINOMAMatsueda K.¹, Kanzaki H.², Takenaka R.³, Nakagawa M.⁴, Matsueda K.⁵, Tanaka T.⁶, Okada H.⁷

P2058

ENDOSCOPIC RESECTION OF AMPULLARY AND DUODENAL ADENOMAS: ARE WE DOING IT RIGHT?Hossain E.¹, Abdelrahim M.², Varytimiadis L.³, Arndtz S.⁴, Al Kandari A.⁵, Goggin P.⁵, Bhandari P.⁶

P2059

A 20-YEAR SINGLE-CENTER EXPERIENCE OF TUMOR BLEEDING IN DUODENAL GASTROINTESTINAL STROMAL TUMOR

Pih G.Y., Ahn J.Y., Na H.K., Lee J.H., Jung K.W., Kim D.H., Choi K.D., Song H.J., Lee G.H., Jung H.-Y.

P2060

AN EVALUATION OF THE RISKS AND BENEFITS OF BIOPSY OF THE PAPILLA IN PATIENTS WITH FAMILIAL ADENOMATOUS POLYPOSIS (FAP)Mehta N.¹, Yoon J.², Shah R.², O'Malley M.¹, Laguardia L.¹, Mankaney G.¹, Bhatt A.¹, Burke C.¹

Poster Session

09:00 – 14:00

Poster Exhibition - Hall 7

Nutrition III

P2061

ROUX-EN-Y GASTRIC BYPASS AND PREVIOUS BARIATRIC SURGERY ARE RISK FACTORS FOR SYMPTOMATIC CHOLELITHIASIS AFTER BARIATRIC SURGERYAbu Sneineh M.¹, Harel L.², Shirin H.²

P2062

POSSIBLE IMPACT OF VAGOTOMY ON POSTOPERATIVE WEIGHT LOSS AFTER SELECTED BARIATRIC SURGERY PROCEDURES. IMPORTANCE OF THE MODULATION OF THE SECRETION OF GASTROINTESTINAL HORMONES BASED ON ANIMAL EXPERIMENTAL MODELS

Wierdak M.^{1,2,3}, Hubalewska-Mazgaj M.³, Magierowska K.³, Wójcik D.³, Brzozowski T.⁴, Korbut E.³, Budzynski A.², Magierowski M.³

P2063

PREOPERATIVE UPPER ENDOSCOPY PLAYS AN IMPORTANT ROLE IN ASYMPTOMATIC PATIENTS UNDERGOING BARIATRIC SURGERY

Laudanno O.¹, Ahumarán G.², Thome M.^{3,4}, Gollo P.², Gonzalez P.⁵

P2064

GUT MICROBIOTA PROFILING IN A PROSPECTIVE POPULATION COHORT IN RELATION TO METABOLIC HEALTH

Reitmeier S.¹, Clavel T.², Neuhaus K.¹, Grallert H.³, Peters A.⁴, Haller D.⁵

P2065

INTRAGASTRIC BALLOON - HOW IMPORTANT IS MULTIDISCIPLINARY TEAM TO PREVENT WEIGHT REGAIN AFTER IGB USE?

Sander B.¹, Scarparo J.I.B.², Sander M.¹, Matz F.³, Ramos F.³, Santos Paiva D.¹, Alberti L.⁴

P2066

INTRAGASTRIC BALLOON: USE OF PROPHYLACTIC NYSTATIN FOR THE PREVENTION OF FUNGAL COLONIZATION

Sander B.¹, Sander M.¹, Santos Paiva D.¹, Scarparo J.I.B.², Matz F.³, Ramos F.³, Alberti L.⁴

P2068

VITAMIN D LEVELS IN PATIENTS WITH INFLAMMATORY BOWEL DISEASE

Stojkovic Lalosevic M.¹, Markovic A.², Stankovic S.³, Dragasevic S.⁴, Vojnovic M.², Rankovic I.⁵, Stulic M.⁶, Muhovic D.⁷, Culafic D.³, Pejic N.⁸, Toncev L.⁹, Stojkovic M.¹⁰

P2069

THE CLINICAL SIGNIFICANCE OF HYPOPHOSPHATAEMIA AFTER INTRAVENOUS IRON INFUSIONS FOR IRON DEFICIENCY ANAEMIA

Fragkos K.¹, Sehgal V.¹, Rogers J.¹, Arulrajan S.², Pavanerathan P.², Barragry J.¹, Sebepos-Rogers G.³, Mehta S.¹, Di Caro S.¹, Rahman F.¹

P2070

A EUROPEAN E-DELPHI SURVEY: EXPERT CONSENSUS ON MANAGEMENT OF IRON DEFICIENCY ANAEMIA IN PATIENTS WITH GASTROINTESTINAL BLEEDING

Schiefke I.¹, Aksan A.^{2,3}, Wehkamp J.⁴, Teich N.⁵, Keshav S.⁶, Stein J.^{2,3,7}, For the Delphi Study Group

P2071

PROTEIN ENERGY MALNUTRITION ALTERS EPITHELIA-MICROBE INTERACTIONS IN THE INTESTINAL TRACT WITH LONG-LASTING CONSEQUENCES FOR INFLAMMATORY SUSCEPTIBILITY

Sommer F.¹, Hamm J.², Häsler R.¹, Thingholm L.¹, Klischies K.¹, Sommer N.¹, Franke A.¹, Rosenstiel P.³

P2072

DELIVERING PARENTERAL NUTRITION - REAL WORLD CHALLENGES

Rayner D., Harkess S., McFarland D., Lee S., Dhar A.

P2073

PRELIMINARY ANALYSIS OF THE QUALITY OF LIFE AND NUTRITIONAL STATUS IN PATIENTS REFERRED FOR PERCUTANEOUS ENDOSCOPIC GASTROSTOMY: BENEFICENCE OR NON-MALEFICENCE?

Santos A.L.^{1,2,3}, Ramalho R.^{1,2,3}, Coelho R.^{1,2,3}, Macedo G.^{1,2,3}

P2074

SIMPLE BEDSIDE PREDICTORS OF PERCUTANEOUS GASTROSTOMY TUBE INSERTION FOR SHORT-TERM MORTALITY

Khoury T.¹, Kadah A.², Mahamid M.³, Mari A.⁴, Salman A.⁵, Sbeit W.²

Poster Session

09:00 - 14:00

Poster Exhibition - Hall 7

Paediatric: Upper GI III

P2075

VARIANTS OF THE CHRONIC HP-ASSOCIATED INFLAMMATORY PATHOLOGY OF THE STOMACH AND DUODENUM IN CHILDREN

Eugeniy S., I.S.Akkuratova, E.M.Spivak, R.M.Levit,

P2076

SAFETY AND EFFICACY OF THE RAPID REAL TIME 13C-UBT DIAGNOSTIC FOR H. PYLORI DETECTION IN CHILDREN

Shirin H.¹, Shalem T.¹, Sunny Z. H.², Leung D.³, Raj P.⁴, Troendle D.M.⁵, Shannon A.⁶, Acra S.⁷, Vannilam A.⁷, Broide E.¹

P2077

THE INFLUENCE OF DIAGNOSTIC DELAYS ON GROWTH OF CHILDREN WITH COELIAC DISEASE IN CENTRAL EUROPE

Riznik P.¹, De Leo L.², Dolinsek J.³, Gyimesi J.⁴, Klemenak M.¹, Koletzko B.^{5,6}, Koletzko S.⁶, Korponay-Szabó I.R.^{4,7}, Krencnik T.¹, Not T.², Palcevski G.⁸, Sblattero D.⁹, Werkstetter K.J.⁶, Dolinsek J.^{1,10}

P2078

HOW LONG SHOULD WE FOLLOW CHILDREN WHO HAVE A FIRST-DEGREE RELATIVE WITH COELIAC DISEASE ?

Korponay-Szabó I.R.^{1,2}, Gyimesi J.³, Koletzko S.⁴, Mearin L.⁵, Dolinsek J.⁶, PreventCD, Focus in CD

P2079

EXPLORING THE PROFILE OF CELIAC DISEASE BETWEEN ADULT AND PEDIATRIC CELIAC PATIENTS

Zelnik Yovel D.¹, Broide E.², Shirin H.²

P2080

DOES SHORT SEGMENT COELIAC DISEASE CONFINED TO THE DUODENAL BULB HAVE A UNIQUE CLINICAL, SEROLOGICAL OR HISTOLOGICAL PROFILE?

Broide E.¹, Paz H.², Shalem T.³, Zelnik Yovel D.⁴, Shirin H.¹

Poster Session

09:00 - 14:00

Poster Exhibition - Hall 7

Clinical Cases III

CC102

HEPATITIS E INDUCED ACUTE-ON-CHRONIC LIVER FAILURE - DO WE TRANSPLANT OR NOT?Dinjar Kujundžić P.¹, Pavičić Šarić J.², Betica Radić L.³, Vince A.^{4,5}, Ostojić A.⁶, Jelić A.⁶, Škrtić A.^{5,7}, Mrzljak A.^{5,6}

CC103

A CASE OF LOW PHOSPHOLIPID-ASSOCIATED CHOLELITHIASIS: WHEN ENDOSCOPIC RETROGRADE CHOLANGIOPANCREATOGRAPHY IS NOT ENOUGHFlor de Lima M., Chálim Rebelo C., Nunes N., Santos V., Rego A.C., Pereira J.R., Paz N., Duarte M.A.

CC104

A CHALLENGING CASE OF ISOLATED IGG4 RELATED SCLEROSING CHOLANGITIS (IGG4 SC)Ching S.Y., Chew W.

CC105

A RARE CAUSE OF ABDOMINAL PAIN IN A YOUNG ADULTDantas E., Coelho M., Sequeira C., Martins C., Cardoso C., Oliveira A.P.

CC106

A RARE PANCREATIC NEOPLASM IN A 47-YEAR-OLD MANFélix C.¹, Chaves Marques S.¹, Bispo M.², Cassis J.³, Chagas C.¹

CC107

GOSSYPBOMA-A RARE CAUSE OF GASTRIC OUTLET OBSTRUCTIONNaseer A.¹, Umar M.², Shahzad A.²

CC108

ESOPHAGOJEJUNAL ANASTOMOTIC DEHISCENCE IN A PATIENT WITH WILKIE'S SYNDROMEPires F., Carvalho A., Araújo R., Pinho J., Castanheira A., Martins D., Sousa P., Cardoso R., Cancela E., Ministro P., Silva A.

CC109

DIEULAFOY INJURY OF THE GASTRIC FUND: CASE REPORTGoginski J.^{1,2}, Haddad Zeve C.², de Mattos Zeve J.L.³, Basso Dias P.², Haddad Zeve R.², Matheus Bernardi G.², Martelli Glaza U.^{1,2}, Rodrigues da Silva B.^{1,2}, Braghini M.^{1,2}, Correia A.⁴

CC110

CECAL WALL THICKENING - A SURPRISING ENDOSCOPIC DIAGNOSISAlexandrino G.¹, Figueiredo L.M.², Machado Martins A.³

CC111

ENDOSCOPIC FULL-THICKNESS RESECTION AND ENDOSCOPIC LYMPHADENECTOMY FOR ADVANCED COLONIC CANCER IN AN INOPERABLE PATIENT- FIRST HUMAN CLINICAL EXPERIENCELiu B.-R., Saif U.

CC112

ENDOSCOPIC MANAGEMENT OF MASSIVE BLEEDING FROM A RECTAL DIEULAFOY'S LESIONPineda-De Paz M.¹, Morel-Almonte D.C.¹, Rosario-Morel M.M.¹, Waller-Gonzalez L.A.¹, Lopez-Fuentes J.², Soto-Solis R.¹, Endoscopy CMN20NOV

CC113

WHEN AMPULLECTOMY CAN BE CONSIDER ENDOSCOPICALLY RADICAL: THE WARTHOG NOSE SIGNDi Mitri R., Mocciaro F., Conte E., Bonaccorso A., Lo Mastro M., Scimeca D.

CC114

CASE REPORT HUMAN FASCIOLIASIS BY FASCIOLA HEPATICAVejseli J.¹, Damevski L.¹, Georgievski A.¹, Stojanovski Z.¹, Prgova B.¹, Hani Z.¹, Rogac I.¹, Bislimi D.¹, Aleksov V.², MURATOVSKA ZHIKOVA B.³, Pavlovski S.¹, Amzai S.⁴

CC115

PSEUDO-TUMORAL HEPATOBILIARY DISTOMATOSIS DIAGNOSED DURING A ENDOSCOPIC SPHINCTEROTOMYJamal S., Seddik H., Loubaris K., El Koti I., Benkirane A.

CC116

PORTAL HYPERTENSIVE BILIOPATHY DIAGNOSED BY LINEAR ENDOSONOGRAPHYGhoneem E.¹, Atalla H.², Hakim H.³, Menessy A.⁴

CC117

EUS GUIDED DRAINAGE OF A POST-SURGICAL FLUID COLLECTION USING A LUMEN-APPPOSING METAL STENT IN A PATIENT WITH CROHN'S DISEASEMohy-ud-din N.¹, Kochhar G.², Dhawan M.³

CC118

SOLID-PSEUDOPAPILLARY PANCREATIC TUMOR: IMPROBABLE IS NOT IMPOSSIBLEBarresi L.¹, Barbuscio L.¹, Mamone G.², Ligresti D.¹, Tarantino I.¹, Granata A.¹, Traina M.¹

CC119

ELASTOGRAPHIC LOCALIZATION OF INSULINOMAUhrík P.¹, Banovcin P.², Đuriček M.³, Schnierer M.⁴, Hyrdel R.⁵

CC120

IMPROVED CHRONIC ISCHAEMIC GASTRITIS FOLLOWING STENT IMPLANTATION FOR SEVERE SUPERIOR MESENTERIC ARTERY STENOSIS: A CASE REPORTTakasu A., Ikeya T., Okuyama S., Fukuda K.

CC121

PERCUTANEOUS TRANSHEPATIC BILIARY DRAINAGE IN A CHILD WITH LIVER TRANSPLANTATIONGeorgieva V.¹, Peruhova M.², Karagyozov P.³, Georgieva B.⁴, Uzunova Y.⁴, Spasov L.⁵

CC122

DOUBLE PIG-TAIL STENT FOR INTERNAL DRAINAGE OF POST-SLEEVE GASTRECTOMY LEAKAGE: AN UNUSUAL CAUSE OF BRONCHO-ESOPHAGEAL FISTULAGkolfakis P., Bureau M.-A., Fernandez Y Viesca M., Arvanitakis M., Devière J., Blero D.

CC123

RECURRENT MASSIVE ASCITES THREE MONTHS AFTER LIVER AUTOTRANSPLANTATIONKong J.¹, Yang X.², Wang W.²

CC125

RECYCLING INFLIXIMAB: AN "ECOLOGICAL" THINKING AFTER SURGERY IN CROHN'S DISEASEGuedes T.¹, Sousa J.¹, Garrido M.¹, Silva J.², Falcão D.², Caetano C.¹, Salgado M.¹, Pedroto I.², Rocha A.³, Lago P.²

CC126

BEYOND THE USUAL SUSPECTS FOR COLITIS AFTER SOLID-ORGAN TRANSPLANTATIONJelic A.¹, Margeta I.², Ostojic A.¹, Dinjar Kujundžić P.³, Košuta I.⁴, Zibar L.², Skurla B.³, Gašparov S.⁶, Mrzljak A.¹

CC127

A MIGRATORY INTESTINAL THICKENING: A RARE PRESENTATION OF SYSTEMIC LUPUS ERYTHEMATOSUSAntunes P., Mendes S., [Leal T.](#), Costa D., Gonçalves B., Gonçalves R.

CC128

ULTRASOUND BETTER THAN COLONOSCOPY FOR INCIDENTAL FINDING OF A RARE MUCINOUS APPENDICEAL ADENOCARCINOMA AT A PATIENT SCREENED FOR COLORECTAL CANCER[Ailenei M.-C.](#)¹, Jinga M.², Ionita-Radu F.¹, Pruna M.³, Nuta P.¹, Mitru C.³, Sandu C.⁴, Bucurica S.¹

CC130

A CASE OF PEUTZ-JEGHERS SYNDROME ACCOMPANIED BY MALIGNANT PERITONEAL MESOTHELIOMA[Min M.](#)

CC131

SPLENOSIS. AN UNUSUAL CAUSE OF GASTROINTESTINAL HEMORRHAGE.[Moralejo Lozano O.](#), Aparicio Cabezudo M., López García O.N., Zatarain Valles A., Barrajón Masa A., Colmenares Bulgheroni M., Redero Brioso L., Mel Jurado L., Fisac Vázquez J., Esteban López-Jamar J.M., Rey Díaz-Rubio E.

CC132

MASSIVE GASTROINTESTINAL BLEEDING FROM A RUPTURED GASTRODUODENAL ARTERY PSEUDOANEURYSM[Sremac M.](#)¹, Alduk A.M.², Ostojic R.¹, Rustemovic N.¹, Krznaric Z.¹

CC133

HEMATEMSIS AS A GIFT: A CASE OF NEUROFIBROMATOSIS TYPE 1 WITH GASTROINTESTINAL LOW GRADE TUMORS[Ghoneem E.](#)^{1,2}, Elmetwally O.^{1,2}, Elkashef W.³, Shiha G.^{1,2}, Ragab K.⁴

CC134

THE SYMPATHETIC AMPULLA[Gauci J.](#), Azzopardi N., Cannataci C., Cortis K., Pisani D., Bozanic S.

CC135

VERY RARE GASTROINTESTINAL POLYPOSIS SYNDROME ASSOCIATED WITH SMAD4 GENE: CASE SERIES[Marmo C.](#), Tortora A., Costamagna G., Riccioni M.E.

CC136

MALIGNANT MALLORY-WEISS SYNDROME: GASTROESOPHAGEAL JUNCTION ADENOCARCINOMA MASQUERADING AS MALLORY-WEISS SYNDROME[Okamoto T.](#)¹, Ikeya T.¹, Takagi K.¹, Fukuda K.²

CC138

AN UNEXPECTED CAUSE OF SEVERE HYPOCALCEMIA[Belaid R.](#), Yazidi M., Oueslati I., Grira W., Chaker F., Chihaoui M.

CC140

MITOCHONDRIAL NEUROGASTROINTESTINAL ENCEPHALOPATHY SYNDROME: A CLINICAL CASE OF PERIODICAL PARENTERAL NUTRITIONAL SUPPORTKasti A.¹, Nikolaki M.¹, [Triantafyllou K.](#)²

Symposium

10:30 - 12:00

Hall 6

Long term use of PPI: Should we be afraid?Chairs: Sabine Roman, France
Stephen Attwood, United Kingdom

10:30 - 10:45

IP544

Indications and overuse for PPI

Radu Tutuian, Switzerland

10:45 - 10:52

Q&A

10:52 - 11:07

IP545

Individualising PPI: When and how?

Joachim Labenz, Germany

11:07 - 11:14

Q&A**Debate**

11:14 - 11:22

IP546

Long term adverse events: Myth

Edoardo Vincenzo Savarino, Italy

11:22 - 11:30

IP547

Long term adverse events: Reality

Ronnie Fass, United States

11:30 - 11:36

Q&A**Tandem Talks**

11:36 - 11:44

IP548

Alternatives for PPI: Medical

Ans Pauwels, Belgium

11:44 - 11:52

IP549

Alternatives for PPI: Surgical

Renato Salvador, Italy

11:52 - 11:58

Q&A

Abstract-based Session

10:30 - 12:00

A1

Highlights in oesophageal cancer: What's hot?Chairs: Peter Bauerfeind, Switzerland
Bas P.L. Wijnhoven, Netherlands

10:30 - 10:42

IP550

State-of-the-art introduction

Peter Bauerfeind, Switzerland

10:42 - 10:54

OP325

DETECTION OF BARRETT'S ESOPHAGUS BY MOLECULAR ENDOSCOPIC IMAGING USING NANOPARTICLES[Ahmed S.](#)¹, Chowdhury E.H.², Galle P.R.³, Neumann H.⁴

10:54 - 11:06

OP326

FACTORS PREDICTING MISSED DIAGNOSES OF OESOPHAGOGASTRIC CANCER: A CASE CONTROL STUDY OF PATIENTS HAVING GASTROSCOPY[Tai F.W.D.](#)¹, Wray N.¹, Hopper A.¹, Sidhu R.¹, McAlindon M.²

11:18 - 11:30 OP328
CONDITIONAL SURVIVAL IN PATIENTS WITH RESECTABLE ESOPHAGEAL CANCER
 Hagens E.R.C.¹, Feenstra M.L.¹, van Berge Henegouwen M.I.¹, Hulshof M.C.C.M.², van Laarhoven H.³, Gisbertz S.S.¹

11:30 - 11:42 OP329
DYNAMICS OF BODY COMPOSITION PARAMETERS IN RESECTED PATIENTS WITH ADENOCARCINOMA OF THE ESOPHAGOGASTRIC JUNCTION TYPE 1 AND 2
 Petrova G.¹, Bachmann J.², Pradhan R.², Friess H.¹, E. Martignoni M.², Prokopchuk O.¹

11:42 - 11:54 OP330
IRRADIATION STENTS PROLONG SURVIVAL COMPARED TO REGULAR STENTS IN END-STAGE ESOPHAGEAL CANCER: META-ANALYSIS AND SYSTEMATIC REVIEW
 Tinusz B.¹, Soós A.¹, Hegyi P.¹, Sarlós P.², Szapáry L.¹, Erős A.¹, Feczák D.¹, Szakács Z.¹, Márta K.¹, Eröss B.¹

Abstract-based Session
 10:30 - 12:00 A3
An integrated view of microbiome in IBD
 Chairs: Uri Gophna, Israel
 Marie Joossens, Belgium

10:30 - 10:42 IP551
State-of-the-art introduction
 Marie Joossens, Belgium

10:42 - 10:54 OP331
FECAL SCFA MEASUREMENT AND MICROBIOME METABOTYPE SHIFTS IN NUTRITIONAL THERAPY OF PEDIATRIC CROHN'S DISEASE
 Levine A.¹, Dunn K.², Gerasimidis K.³, Bjorndahl P.⁴, Svolos V.³, Bielawski J.⁴, Sigall Boneh R.⁵, Wine E.⁶, Van Limbergen J.^{7,8}

10:54 - 11:06 OP332
WHOLE EXOME SEQUENCING ANALYSES REVEAL GENE-MICROBIOTA INTERACTIONS IN THE CONTEXT OF INFLAMMATORY BOWEL DISEASE
 Hu S.¹, Vich Vila A.¹, Gacesa R.¹, Collij V.¹, Stevens C.², Rivas M.A.³, Imhann F.¹, van Dullemen H.M.¹, Dijkstra G.¹, Visschedijk M.C.¹, Festen E.A.M.¹, Xavier R.⁴, Fu J.¹, Daly M.J.², Wijmenga C.¹, Zhernakova A.¹, Kurilshikov A.¹, Weersma R.K.¹

11:06 - 11:18 OP333
INTEGRATED MICROBIOTA AND METABOLITE PROFILES IN HUMAN AND MICE IDENTIFIED FUNCTIONAL SIGNATURES IN CROHN'S DISEASE WITH A LINK TO SULFATE METABOLISM
 Metwaly A.¹, Dunkel A.², Waldschmitt N.¹, Butt L.¹, Lagkouvardos I.³, Corraliza A.M.⁴, Mayorgas A.⁴, Schmidt S.⁵, Durai Raj A.C.⁶, Schloter M.⁶, Hofmann T.⁵, Panes J.⁴, Salas A.⁴, Haller D.^{1,3}

11:18 - 11:30 OP334
IMPACT OF 41 COMMONLY USED DRUGS ON THE COMPOSITION, METABOLIC FUNCTION AND RESISTOME OF THE GUT MICROBIOME
 Vich Vila A.^{1,2}, Collij V.^{1,2}, Sanna S.², Imhann F.^{1,2}, Sinha T.², Mujagic Z.³, Jonkers D.M.⁴, Masclee A.A.³, Fu J.², Kurilshikov A.², Wijmenga C.², Zhernakova A.², Weersma R.K.¹

11:30 - 11:42 OP335
BACTEROIDES FRAGILIS IS MORE PREVALENT IN CROHN'S DISEASE EXACERBATIONS WHILE STRENGTHENING THE INTESTINAL EPITHELIAL BARRIER IN A STRAIN-DEPENDENT MANNER
 Becker H.E.F.^{1,2}, Bervoets L.², Jamin C.², Stassen F.², Masclee A.A.³, Savelkoul P.^{2,4}, Penders J.⁵, Jonkers D.M.⁶

11:42 - 11:54 OP336
GUT MICROBIOTA IN PRIMARY SCLEROSING CHOLANGITIS IS CHARACTERIZED BY SPECIFIC COMPOSITION OF FUNGI
 Bajér L.¹, Galanova N.², Macinga P.¹, Brezina J.¹, Kostovcik M.², Kostovcikova K.², Spicak J.¹, Kverka M.², Drastich P.¹

Abstract-based Session
 10:30 - 12:00 B2
Seeing is believing: Improving polyp detection
 Chairs: Gareth Corbett, United Kingdom
 Helmut Neumann, Germany

10:30 - 10:42 IP552
State-of-the-art introduction
 Gareth Corbett, United Kingdom

10:42 - 10:54 OP337
IMPROVED ADENOMA DETECTION WITH ENDOANGEL: A RANDOMIZED CONTROLLED TRIAL
 Yu H.¹, Wu L.¹, Hu S.²

10:54 - 11:06 OP338
ENDOCUFF-ASSISTED COLONOSCOPY VS STANDARD COLONOSCOPY ON ADENOMA DETECTION RATE IN ROUTINE PRACTICE: A CLUSTER-RANDOMIZED CROSSOVER TRIAL ON 2058 PATIENTS
 Karsenti D.¹, Tharsis G.¹, Perrot B.², Cattan P.¹, Tordjman G.¹, Venezia F.¹, Zrihen E.¹, Gillot D.¹, Gillet A.¹, Hagege C.¹, Samama J.¹, Etienney I.¹, Lab J.-P.³, Guigui B.³, Zago J.³, Burtin P.⁴, Cavicchi M.¹

11:06 - 11:18 OP339
IMPACT OF DIGITAL PATIENT REINFORCEMENT ON HIGH QUALITY COLONOSCOPY PREPARATION IN CRC SCREENING; RESULTS FROM THE MULTI-CENTER COLOPRAPP-STUDY
 Walter B.¹, Frank R.¹, Ludwig L.², Dikopoulos N.², Hann A.¹, Mayr M.³, Neu B.³, Mayer B.⁴, Meier B.⁵, Caca K.⁶, Seufferlein T.¹, Meining A.¹

11:18 - 11:30 OP340
LINKED COLOR IMAGING IMPROVES DETECTION RATE OF SESSILE SERRATED ADENOMA/POLYP IN THE COLON: A PROSPECTIVE RANDOMIZED CONTROLLED TRIAL
 Muguruma N.¹, Fujimoto D.¹, Kawaguchi T.¹, Kagemoto K.¹, Teramae S.¹, Kida Y.¹, Wada H.¹, Nakamura F.¹, Fujino Y.¹, Kitamura S.¹, Okamoto K.¹, Miyamoto H.¹, Tanahashi T.¹, Sato Y.², Takayama T.¹

11:30 - 11:42 OP341
MICROVESSELS OBSERVATION IN COLORECTAL ENDOSCOPY IS USEFUL IN PREDICTING PATHOLOGICAL DIAGNOSIS
 Kudo S.¹, Minegishi Y.², Kataoka S.³, Kouyama Y.¹, Ishigaki T.⁴, Ichimasa K.¹, Takeda K.¹, Matsudaira S.¹, Nakamura H.¹, Toyoshima N.¹, Mori Y.⁵, Misawa M.¹, Ogata N.¹, Kudo T.¹, Hisayuki T.¹, Hayashi T.¹, Wakamura K.¹, Sawada N.¹, Baba T.¹, Ishida F.¹

11:42 - 11:54 OP342
EFFECT OF PRECEDING BIOPSY ON THE RESULTS OF ENDOSCOPIC SUBMUCOSAL DISSECTION FOR COLORECTAL LATERALLY SPREADING TUMOR
 Lee S.P.¹, Sung I.-K.², Kim J.H.², Lee S.-Y.², Park H.S.², Shim C.S.²

Abstract-based Session

10:30 - 12:00 B3
Enteropathies: From bench to bedside
 Chairs: Roberto De Giorgio, Italy

10:30 - 10:42 IP553
State-of-the-art introduction
 Roberto De Giorgio, Italy

10:42 - 10:54 OP343
DIAGNOSTIC ACCURACY OF SERUM FIBROBLAST GROWTH FACTOR 19 (FGF19) AND TOTAL FECAL BILE ACIDS AS BIOMARKERS FOR BILE ACID MALABSORPTION IN PATIENTS WITH INFLAMMATORY BOWEL DISEASES, MICROSCOPIC COLITIS AND IRRITABLE BOWEL SYNDROME ✦
 Lyutakov I.^{1,2}, Penchev P.^{1,3}, Nakov R.⁴, Nakov V.⁵, Valkov H.¹, Asenova B.⁶, Chetirska M.⁶, Vatcheva- Dobrevska R.⁶, Dimov A.⁷, Vladimirov B.⁸

10:54 - 11:06 OP344
CYTOKINE RESPONSES TO GLUTEN AND GLIADIN IN MUCOSAL IMMUNE CELL POPULATIONS FROM FUNCTIONAL DYSPESIA PATIENTS
 Burns G.^{1,2}, Potter M.^{1,2,3}, Bruce J.^{1,2}, Walker M.^{1,2}, Talley N.^{1,2,3}, Keely S.^{1,2}

11:06 - 11:18 OP345
MAST CELL DENSITY AND MAST CELL-NERVE INTERACTIONS CORRELATE WITH SEVERITY OF ABDOMINAL PAIN AND BLOATING IN PATIENTS WITH NON-CELIAC GLUTEN / WHEAT SENSITIVITY
 Giancola F.¹, Volta U.², Repossi R.¹, Latorre R.¹, Beeckmans D.³, Carbone F.⁴, Van den Houte K.³, Bianco F.⁵, Bonora E.⁶, Gori A.⁷, Nanni G.¹, Boschetti E.¹, Caio G.⁸, Vanuytsel T.⁹, Stanghellini V.¹⁰, Tack J.¹¹, De Giorgio R.¹²

11:18 - 11:30 OP346
THE IMPACT OF CLINICAL PRESENTATION OF COELIAC DISEASE ON DIAGNOSTIC DELAYS IN CHILDREN IN CENTRAL EUROPE ✦
 Riznik P.¹, De Leo L.², Dolinsek J.³, Gyimesi J.⁴, Klemenak M.¹, Koletzko B.^{5,6}, Koletzko S.⁶, Korponay-Szabó I.R.^{4,7}, Krencnik T.¹, Not T.², Palcevski G.⁸, Sblattero D.⁹, Werkstetter K.J.⁶, Dolinsek J.^{1,10}

11:30 - 11:42 OP347
CELIAC FACTS - ONLINE COURSES ON CELIAC DISEASE FOR HEALTH CARE PROFESSIONALS AND PATIENTS AND WEB-APP IMPLEMENTING THE UPDATED DIAGNOSTIC GUIDELINES
 Werkstetter K.¹, Karla M.-T.², Sustmann A.², Dolinsek J.³, Dolinsek J.⁴, Krencnik T.³, Riznik P.³, Gyimesi J.⁵, Korponay-Szabo I.⁵, Koltai T.⁶, Sblattero D.⁷, Not T.⁸, Butorac-Ahel I.⁹, Dekanic K.⁹, Palcevski G.⁹, Milinovic M.¹⁰, Roggenkamp G.², Koletzko B.², Koletzko S.¹

11:42 - 11:54 OP348
A DURUM WHEAT VARIETY-BASED PRODUCT IS EFFECTIVE IN REDUCING SYMPTOMS IN PATIENTS WITH NON-CELIAC GLUTEN SENSITIVITY: A DOUBLE-BLIND RANDOMIZED CROSS-OVER TRIAL
 Ianiro G.¹, Rizzatti G.¹, Napoli M.¹, Matteo M.V.¹, Rinninella E.¹, Mora V.¹, Fanali C.¹, Leonetti A.¹, Benedettelli S.², Mele M.C.¹, Cammarota G.¹, Gasbarrini A.¹

Symposium

10:30 - 12:00 C1
Practical tips to manage burping
 Chairs: C Prakash Gyawali, United States
 Philip Woodland, United Kingdom



Tandem Talks

10:30 - 10:45 IP554
Disturbing belching: Please help! Diagnostic approach in a clinical case
 Ans Pauwels, Belgium

10:45 - 11:00 IP555
Disturbing belching: Please help! Treatment approach in a clinical case
 Daniel Sifrim, United Kingdom

11:00 - 11:14
Q&A

11:14 - 11:29 IP556
Doc I'm bloated, make it go away!
 Fernando Azpiroz, Spain

11:29 - 11:36
Q&A

11:36 - 11:51 IP557
Rectal evacuation in belching disorders and dyspepsia
 Henriette Heinrich, Switzerland

11:51 - 11:58
Q&A

Symposium

10:30 - 12:00 C2
Large bowel obstruction: How to approach?
 Chairs: Gabriela Möslein, Germany
 Edward J Despott, United Kingdom



10:30 - 10:45 IP558
Can imaging help?
 Andrew Plumb, United Kingdom

10:45 - 10:52
Q&A

Debate
 10:52 - 11:00 IP559
Obstructing cancer: Stent
 James Hill, United Kingdom

11:00 - 11:08
Obstructing cancer: Surgery  IP560
 Roel Hompes, Netherlands

11:08 - 11:14
Q&A

11:14 - 11:29 IP561
Stent: Current guidelines
 Jeanin E. van Hooft, Netherlands

11:29 - 11:36
Q&A

11:36 - 11:51 IP562
Oncological outcome?
 Alberto Arezzo, Italy

11:51 - 11:58
Q&A

Symposium

10:30 - 12:00 E1
Optimal management of biliary strictures and leaks
 Chairs: Geoffroy Vanbiervliet, France
 István Hritz, Hungary




10:30 - 10:45 IP563
Biliary leaks: When to drain, when to stent?
 Vincent Huberty, Belgium


10:45 - 10:52
Q&A

10:52 - 11:07 IP564
Benign biliary strictures: Plastic vs metal stents
 Andrea Tringali, Italy

11:07 - 11:14
Q&A

Tandem Talks

11:14 - 11:22 IP565
Preoperative drainage in (borderline) resectable cancer: The surgeon's view 
 Stefan AW Bouwense, Netherlands

11:22 - 11:30 IP566
Preoperative drainage in (borderline) resectable cancer: The endoscopist's view 
 Rui Pedro Bastos, Portugal

11:30 - 11:36
Q&A

11:36 - 11:51 IP567
Endoscopic management for hilar strictures
 Stephen Pereira, United Kingdom

11:51 - 11:58
Q&A

Translational / Basic Science

10:30 - 12:00 E2
IBD: The perfect example of translational medicine?
 Chairs: Gerhard Rogler, Switzerland



10:30 - 10:45 IP568
The intestinal epithelium and chronic inflammation
 Dirk Haller, Germany

10:45 - 10:52
Q&A

10:52 - 11:07 IP569
The intestinal immune system in IBD: What goes wrong?
 Herbert Tilg, Austria

11:07 - 11:14
Q&A

11:14 - 11:29 IP570
Tissue remodelling and the mesenchyme in IBD
 James Kinchen, United Kingdom

11:29 - 11:36
Q&A

11:36 - 11:51 IP571
Multiomics analyses to select the right treatment?
 Rinse K. Weersma, Netherlands

11:51 - 11:58
Q&A

Video Case Session

10:30 - 12:00 F1
Video Case Session
 Chairs: Ian Mark Gralnek, Israel
 Ivo Boskoski, Italy



10:30 - 10:40 OP349
GEL IMMERSION ENDOSCOPY FOR COLONIC DIVERTICULAR BLEEDING
Ikeya T., Yamamoto K., Yoshimoto T., Takasu A., Oguri N., Okamoto T., Shiratori Y., Okuyama S., Takagi K., Nakamura K., Fukuda K.

10:40 - 10:50 OP350
ENDOSCOPIC RESECTION OF A CHOLEDOCOCELE
Grillo S., Cavina M., Iori V., Cecinato P., Sassatelli R.

10:50 - 11:00 OP351
HOW TO MODIFY THE AXIS OF A SEMS PLACED FOR GASTRIC ANTRAL NEOPLASIA: A SIMPLE TRICK
Mangiavillano B.¹, Auriemma F.², Bianchetti M.³, Repici A.⁴

11:00 - 11:10 OP352
ACETIC ACID IN COMBINATION WITH BLUE LIGHT IMAGING: A NEW METHOD TO IMPROVE THE DETECTION OF RECURRING SESSILE SERRATED LESIONS IN THE COLON
Yamamoto S., Varkey J., Hedenström P.

11:10 - 11:20 OP353
SALINE-IMMERSION THERAPEUTIC ENDOSCOPY (SITE) FACILITATED UNROOFING OF A LARGE, SYMPTOMATIC ILEAL LIPOMA AT DOUBLE-BALLOON ENTEROSCOPY (DBE)
 Pelucchi M., Murino A., Lazaridis N., Coppo C., Costa D., Despott E.J.

11:20 - 11:30 OP354
MUCOSAL ENTRY DEHISCENCE AND ESOPHAGEAL LEAK AFTER POEM
De Moura E.¹, Rocha R.², Rezende D.², de Moura D.T.H.³, Turiani Hourneaux De Moura E.⁴, Farias G.⁵, Galetti F.³, Sakai P.⁴

11:30 - 11:40 OP355
MULTIPLE BULBAR NEUROENDOCRINE TUMORS RESECTED BY PRE-PYLORIC TUNNELING ESD
Bucalau A.-M.¹, Maris C.², Eisendrath P.¹, Deviere J.¹, Lemmers A.¹

11:40 - 11:50 OP356
ENDOSCOPIC SUTURING TO REDUCE THE RISK OF COMPLICATIONS AFTER ENDOSCOPIC SUBMUCOSAL DISSECTION OF A RECURRENT RECTAL POLYP
Belletrutti P.J., Maselli R., Palma R., Galtieri P.A., Spadaccini M., Repici A.

11:50 - 12:00 OP357
ENDOSCOPIC MECHANICAL LITHOTRIPSY FOR SIGMOID GALLSTONE ILEUS
Nawaz F., Ahmed M.

Advances in Clinical GI & Hepatology

10:30 - 12:00 F2
Updates on screening and prevention in GI cancers
 Chairs: Miguel Areia, Portugal
 Manon C.W. Spaander, Netherlands



10:30 - 10:45 IP572
Chemoprevention of colorectal cancer
 Nadir Arber, Israel

10:45 - 10:52
Q&A

10:52 - 11:07 IP573
Current screening for colorectal cancer
 Jaroslaw Regula, Poland

11:07 - 11:14
Q&A

11:14 - 11:29 IP574
Rising Star: Breath analysis for non-invasive diagnosis of gastro-intestinal cancer ★
 Sheraz Markar, United Kingdom

11:29 - 11:36
Q&A

11:36 - 11:51 IP575
Screening for GI cancers in hereditary syndroms
 Monika Ferlitsch, Austria

11:51 - 11:58
Q&A

Abstract-based Session

10:30 - 12:00 Barcelona
Oncology: Basic mechanisms
 Chairs: Salo Ooft, Netherlands
 Thomas Wirth, Germany

10:30 - 10:42 IP576
State-of-the-art introduction
 Thomas Wirth, Germany

10:42 - 10:54 OP358
THE CHICK EMBRYO CHORIOALLANTOIC MEMBRANE ASSAY: IN OVO MODEL FOR PERSONALIZED ASSESSMENT AND EVALUATION OF THE MOST EFFECTIVE THERAPEUTIC APPROACH IN CANCER THERAPY
Shapira S.¹, Bogin O.², Kazanov D.², Bedny F.³, Hershkovizh D.³, Itzhaki A.⁴, Brazowski E.³, Arber N.⁵

11:06 - 11:18 OP360
TLR4-DRIVEN SPONTANEOUS TUMORIGENESIS IS MEDIATED BY MICROBIAL-INDUCED EPITHELIAL PRODUCTION OF REACTIVE OXYGEN SPECIES
Burgueno J.¹, Fritsch J.¹, Santander A.M.¹, Brito N.¹, Pignac-Kobinger J.¹, Conner G.E.², Fernandez I.¹, Abreu M.T.³

11:18 - 11:30 OP361
YAP/TAZ PLAYS A POTENTIAL ROLE IN TUMOR INITIATION IN THE INTESTINE AND CAN BE REGULATED BY THE MICROENVIRONMENT
Pastula A.¹, Janssen K.-P.¹, Steiger K.¹, Slotta-Huspenina J.¹, Friedman R.A.², Ruiz M.¹, Ehmer U.¹, Quante M.³

11:30 - 11:42 OP362
COMPREHENSIVE MOLECULAR ANALYSIS IDENTIFIES DRIVER MUTATIONS IN METASTASES OF SPORADIC WELL-DIFFERENTIATED NEUROENDOCRINE TUMOURS OF THE SMALL INTESTINE
Samsom K.¹, van Veenendaal L.², Roepman P.³, Kodach L.¹, Steeghs N.², Meijer G.¹, Kuhlmann K.⁴, Verbeek W.⁵, Tesselaar M.², van den Berg J.¹

11:42 - 11:54 OP363
REGULATION OF LYMPHANGIOGENESIS BY PANETH CELLS IN NORMAL PHYSIOLOGY AND EXPERIMENTAL PORTAL HYPERTENSION
 Hassan M.¹, De Gottardi A.^{1,2}, Moghadamrad S.^{1,2}

Abstracts on Fire

10:30 - 12:00 Hotspot
Hot topics in gastric cancer
 Chairs: John Atherton, United Kingdom
 Chella Van der Post, Netherlands

10:30 - 10:40 OP365
EVALUATING THE ACCURACY OF DISCHARGING PATIENTS FROM SURVEILLANCE FOR GASTRIC PREMALIGNANT LESIONS ACCORDING TO THE MAPS GUIDELINE IN A LOW RISK POPULATION: A PROSPECTIVE COHORT STUDY
 Mommersteeg M.¹, Nieuwenburg S.¹, den Hollander W.², Holster L.¹, den Hoed C.M.¹, Capelle L.³, Tang T.J.⁴, Anten M.-P.⁵, Berset I.P.⁶, Witteman E.M.⁷, ter Borg F.⁸, den Hartog B.⁹, Doukas M.¹⁰, Bruno M.J.¹, Peppelenbosch M.P.¹, Fuhler G.M.¹, Kuipers E.J.¹, Spaander M.C.W.¹

10:40 - 10:50 OP366
DIFFERENTIAL EXPRESSION OF LONG NON-CODING RNA HOTAIR IN GASTRIC CANCER AND PRENEOPLASTIC CONDITIONS
 Petkevicius V.¹, Steponaitiene R.², Thon C.³, Skieceviene J.², Malfertheiner P.³, Kupcinskas J.¹, Link A.³

10:50 - 11:00 OP367
INVESTIGATION OF MECHANISTIC ROLE OF HOTAIR AND PCDH10 IN GASTRIC CARCINOGENESIS
 Seo S.I.¹, Yoon J.H.², Lee S.K.²

11:00 - 11:10 OP368
CLINICAL AND MOLECULAR CHARACTERIZATION OF EARLY ONSET GASTRIC CANCER (≤ 50 YEARS): ANALYSIS OF A NATIONAL MULTICENTRE STUDY
 Pocurull Aparicio A.¹, Carballal S.², Alvarez Urturi C.³, Guix G.⁴, Cuatrecasas M.⁵, Ocaña T.², Sánchez García A.¹, Rivero L.², Jung G.², Pellise M.², Castells A.², Balaguer F.¹, Bujanda L.⁶, Moreira L.¹

11:10 - 11:20 OP369
CHARACTERISTICS AND RISK FACTORS OF INTERVAL GASTRIC NEOPLASMS DETECTED IN SCREENING ENDOSCOPY AMONG ASYMPTOMATIC HEALTHY ADULTS
 Lim J.H.¹, Song J.H.¹, Chung S.J.¹, Chung G.E.¹, Kim J.S.^{1,2}

11:20 - 11:30 OP370
ENDOSCOPIC TREATMENT OF EARLY GASTRIC NEOPLASIA IN THE WEST : EXPERIENCE FROM THREE EUROPEAN TERTIARY CENTRES
 Abdelrahim M.¹, Kandiah K.², Masseli R.³, Invernizzi M.⁴, Varytimiadis L.⁵, Alkandari A.⁵, Hossain E.⁶, Arndtz S.⁷, Seewald S.⁸, Repici A.⁹, Bhandari P.⁵

11:30 - 11:40 OP371
SHORT- AND LONG-TERM OUTCOMES OF GASTRIC ENDOSCOPIC SUBMUCOSAL DISSECTION FOR ABSOLUTE-INDICATION LESIONS AND EXPANDED-INDICATION LESIONS
 Konishi H., Kuwai T., Moriuchi R., Wada K., Tao K., Miura R., Tamaru Y., Kusunoki R., Yamaguchi A., Kouno H., Kohno H.

11:40 - 11:50 OP372
DO THE SUPPRESSION OF PROLIFERATIVE CAPACITY OF GASTRIC CANCER CELLS DUE TO HELICOBACTER PYLORI ERADICATION AFFECT THE FINDINGS OF MICROSURFACE PATTERNS ON MAGNIFYING ENDOSCOPY WITH NARROW-BAND IMAGING?
 Kojima K., Uchita K., Iwasaki T., Iwamura S.

Posters in the Spotlight

10:30 - 12:00 E-Poster Terminal 2
IBD: Treatment strategies in old and new drugs
 Chairs: Davide Giuseppe Ribaldone, Italy
 Joana Torres, Portugal

10:30 - 10:45 P1702
CIRCULATING VITAMIN D BINDING PROTEIN, TOTAL, FREE AND BIOAVAILABLE 25-HYDROXYVITAMIN D AND THEIR RELATION TO INFLAMMATION IN INFLAMMATORY BOWEL DISEASE
 Aksan A.^{1,2}, Boettger K.^{1,3}, Hein N.³, Caicedo-Zea Y.⁴, Diehl I.⁴, Schumann C.⁴, Armbruster F.-P.⁴, Stein J.^{1,2,3}

10:45 - 11:00 P1778
METHOTREXATE AFTER ANTI-TNF-α FAILURE IN CROHN'S DISEASE: A RETROSPECTIVE SERIES FROM THE ENEIDA REGISTRY. TEACHING AN OLD DOG NEW TRICKS?
 Mesonero F.¹, Castro-Poceiro J.², Ricart E.², Benítez J.M.³, Camps Aler B.⁴, Guardiola J.⁵, Iborra M.⁶, López-García A.⁷, Torres Rodríguez P.F.⁸, Esteve M.⁹, Tosca J.¹⁰, Bertoletti F.¹¹, Almela P.¹², Calvet X.¹³, Vera M.I.¹⁴, Bujanda L.¹⁵, Gomollon García F.¹⁶, Rodríguez C.¹⁷, Antolín B.¹⁸, Busquets Casals D.¹⁹, Hernandez Camba A.²⁰, Rivero M.²¹, Monfort i Miquel D.²², Castaño-García A.²³, Gisbert J.²⁴, Rodríguez-Lago I.²⁵, Ramos L.²⁶, Domselaar M.V.²⁷, Merino O.²⁸, Navarro-Llavat M.²⁹, Ramírez P.³⁰, Rodríguez A.³¹, Lorente Poyatos R.³², Gutierrez Casbas A.³³, Muñoz C.³⁴, Ber Y.³⁵, Domènech E.³⁶, López-Sanromán A.¹, on behalf of the ENEIDA Project of GETECCU

11:00 - 11:15 P1796
TOFACITINIB INDUCTION EFFICIENCY AND INTRACELLULAR CYTOKINE DYNAMICS IN ULCERATIVE COLITIS: RESULTS FROM CLINICAL PRACTICE ✦
 Kolar M.¹, Lukas M.¹, Malickova K.^{1,2}, Bortlik M.^{1,3,4}, Duricova D.¹, Machkova N.¹, Hruby V.¹, Mitrova K.¹, Vasatko M.¹, Lukas M.^{1,2}

11:15 - 11:30 P1803
ASSOCIATION OF USTEKINUMAB SERUM CONCENTRATIONS AND PERIANAL FISTULA RESOLUTION IN THE CROHN'S DISEASE UNITI PROGRAM
 Sands B.E.¹, Kramer B.², Gasink C.², Jacobstein D.³, Gao L.-L.², Ma T.², Adedokun O.J.⁴, Colombel J.-F.⁵, Schwartz D.A.⁶

11:30 - 11:45 P1809
REVERSE SWITCHING TO ORIGINATOR INFlixIMAB MAY BE CONSIDERED IN PATIENTS WITH INFLAMMATORY BOWEL DISEASES EXPERIENCING NEW SIDE EFFECTS OR LOSS OF RESPONSE AFTER SWITCHING TO A CT-P13 BIOSIMILAR
 Mahmmod S.¹, Schultheiss J.P.D.¹, Mahmmod N.², Tan A.C.³, Dijkstra G.⁴, Fidder H.H.¹

11:45 - 11:57 P1714
GUT MICROBIOTA COMPOSITION AS A PREDICTOR OF INFlixIMAB TREATMENT RESPONSE IN INFLAMMATORY BOWEL DISEASE PATIENTS
 Nissilä E.¹, Eberl A.², Ventin-Holmberg R.¹, Sipponen T.², Salonen A.³, Saavalainen P.¹

Posters in the Spotlight

10:30 - 12:00 E-Poster Terminal 4
Endoscopic submucosal dissection in colon and rectum
 Chairs: Helmut Messmann, Germany
 Diogo Libanio, Portugal

10:30 - 10:45 P1573
ENDOSCOPIC MUCOSAL RESECTION IS AN EFFECTIVE AND DEFINITIVE THERAPY FOR LATERALLY SPREADING LESIONS AT THE ANORECTAL JUNCTION

Shahidi N.^{1,2}, Sidhu M.^{1,3}, Vosko S.¹, van Hattem A.¹, Bar-Yishay I.¹, Schoeman S.¹, Tate D.J.⁴, Holt B.⁵, Hourigan L.⁶, Burgess N.^{1,3}, Bourke M.J.^{1,3}

10:45 - 11:00 P1592
SNARE TIP SOFT COAGULATION OF THE MUCOSAL DEFECT MARGIN FOLLOWING COLONIC ENDOSCOPIC MUCOSAL RESECTION (EMR) REDUCES RECURRENCE IN A "REAL LIFE" SETTING

Abu Arisha M.^{1,2}, Half E.¹, Maza I.¹, Muaalem R.², Bana S.², Awadie H.², Klein A.^{2,3}

11:00 - 11:15 P1571
LESION MORPHOLOGY AND TOPOGRAPHY INFLUENCE THE PREDICTION AND MISS RATES OF SUBMUCOSAL INVASIVE CANCER IN COLORECTAL LATERALLY SPREADING LESIONS
 Vosko S.¹, Shahidi N.¹, Sidhu M.¹, Hourigan L.F.², Singh R.³, Moss A.C.⁴, Van Hattem A.¹, Bar-Yishay I.¹, Schoeman S.¹, Burgess N.⁵, Bourke M.J.¹

11:15 - 11:30 P1607
CORRELATION BETWEEN SURROGATE QUALITY INDICATORS FOR ADENOMA DETECTION RATE (ADR) AND ADENOMA MISS RATE (AMR) IN QUALIFIED COLONOSCOPY, CORE STUDY; KASID MULTI-CENTER STUDY

Moon J.R.¹, Kim H.G.¹, Jeon S.R.¹, Cha J.-M.², Kwak M.S.³, Jung Y.¹, Shin J.E.⁴, Cho Y.S.⁵

11:30 - 11:45 P1530
OUTCOMES FROM THE UK ENDOSCOPIC SUBMUCOSAL DISSECTION (UK ESD) NATIONAL REGISTRY: MOVING TOWARDS AN ALTERNATIVE APPROACH FOR UNDERTAKING ESD IN A WESTERN SETTING

Subramaniam S.¹, Arndtz S.², Hossein E.³, Longcroft-Wheaton G.⁴, Saunders B.P.⁵, Banks M.⁶, Suzuki N.⁷, East J.E.⁸, Bhandari P.⁹

Poster Champ Session

12:30 - 13:30 E-Poster Terminal 1
Poster Champ Session: Liver, biliary and pancreatic disease
 Chairs: Thomas Bird, United Kingdom
 Maria Varela, Spain

12:30 - 12:35 P1456
TOTAL GLUCOSIDES OF PAEONY DECREASES APOPTOSIS OF HEPATOCYTES AND INHIBITS MATURATION OF DENDRITIC CELLS IN AUTOIMMUNE HEPATITIS
 Shen M.¹, Men R.¹, Fan X.¹, Wang T.¹, Huang C.¹, Wang H.², Yan Y.³, Ye T.¹, Luo X.², Yang J.⁴, Yang L.¹

12:35 - 12:40 P1427
CIRRHOSIS ASSOCIATED WITH WORSE OUTCOMES IN PATIENTS UNDERGOING BARIATRIC SURGERY
Kroner P.T.¹, Wijarnprecha K.², Hoogenboom S.², Taner B.³, Croome K.², Harnois D.², Pungpapong S.⁴

12:40 - 12:45 P1459
EFFECT OF METFORMIN ON IGF-R-INDUCED APOPTOSIS AND PROLIFERATION IN LIVER CANCER CELLS
Jung J.H.¹, Lee J.²

12:45 - 12:50 P1463
3-MERCAPTOPYRUVATE SULFURTRANSFERASE REPRESSES TUMOR PROGRESSION AND PREDICTS PROGNOSIS IN HEPATOCELLULAR CARCINOMA
Li M., Jin Q., Zhang J., Cen L., Yu C., Li Y.

12:50 - 12:55 P1475
A NEW TOOL FOR INTRADUCTAL BILE DUCT TISSUE SAMPLING: EX-VIVO CLINICAL EVALUATION OF CHOLANGIOSCOPY-GUIDED CRYOBIOPSY TECHNIQUE
Wirsing L.¹, Linzenbold W.², Stahl P.³, Peveling-Oberhag J.⁴, Leibold T.⁵, Enderle M.², Albert J.⁴

12:55 - 13:00 P1390
LIVER MICRORNA-34A IS ACTIVATED IN MULTIPLE ANIMAL MODELS OF NAFLD AND CORRELATES WITH KEY DISEASE HALLMARKS IN HUMAN PATIENTS
Simão A.L.¹, Rodrigues P.M.², Afonso M.B.¹, Santos-Laso Á.², Jimenez-Agüero R.², Eizaguirre E.², Bujanda L.², Pareja M.J.³, Bañales J.M.², Rodrigues C.M.P.¹, Castro R.E.¹

13:00 - 13:05 P1399
SIMPLE BIOLOGICAL SCORE FOR DIABETOLOGISTS TO IDENTIFY NAFLD PATIENTS WITH SIGNIFICANT FIBROSIS
Sporea I.¹, Mare R.-G.², Lupusoru R.², Silviu N.³, Sirlu R.L.D.², Popescu A.², Sima A.⁴, Timar R.⁴

13:05 - 13:10 P1405
SYMPATHETIC OVERACTIVITY AND EARLY SODIUM RETENTION IN EXPERIMENTAL LIVER CIRRHOSIS: A ROLE FOR RENALASE
Sansoe' G.¹, Aragno M.², Leone N.¹, Berrutti M.¹, Ayoubi M.¹, Castellino F.¹

13:10 - 13:15 P1435
DAPS SCORE: PREDICTIVE MODEL FOR SIGNIFICANT FIBROSIS IN IDAHS
Sundaram S., Darak H., Bhatia S.

13:15 - 13:20 P1438
THE EFFECT OF INTERFERON THERAPY ON NATURAL COURSE OF HEPATITIS D
Bakkaloglu O.¹, Yildirim O.², Karaca C.³

13:20 - 13:25 P1491
PERFORMANCE OF FAECAL ELASTASE 1 TEST AGAINST THE GOLD STANDARD; 3 DAY FAECAL FAT COLLECTION TEST FOR THE DIAGNOSIS OF PANCREATIC EXOCRINE INSUFFICIENCY (PEI) IN PATIENTS WITH CHRONIC PANCREATITIS: IT IS TIME TO CHANGE TO CUT-OFF VALUE!
 Nguyen N.Q.¹, Safaeian R.¹, Zobel J.¹, Lebreton L.², Smith G.³, Jais P.², Schué M.², Spoor T.⁴

13:25 - 13:30 P1499
RELEVANCE OF ENDOSCOPIC ULTRASOUND WITH FINE NEEDLE ASPIRATION IN PANCREATIC CYSTIC LESIONS SMALLER THAN 3 CM. A RETROSPECTIVE STUDY
 Faías S.^{1,2}, Pereira da Silva J.D.³, Marques I.⁴, Fonseca R.⁴, Cravo M.⁵, Chaves P.⁴, Pereira A.D.⁴

Poster Champ Session

12:30 - 13:30 E-Poster Terminal 2
Poster Champ Session: Surgery, endoscopy and imaging
 Chairs: Balint Eross, Hungary
 Marek Soltes, Slovakia

12:30 - 12:35 P1654
COMPARISON OF DIAGNOSTIC OUTCOMES OF TWO DIFFERENT CORE NEEDLES FOR EUS GUIDED TISSUE ACQUISITION: 22-GAUGE REVERSE BEVEL VERSUS 22-GAUGE FRANSEEN NEEDLE
 Naidu J.^{1,2,3}, Phan V.-A.^{1,2}, Ooi M.^{1,2}, Ruszkiewicz A.^{2,4}, Nguyen N.Q.^{1,2}

12:35 - 12:40 P1661
ACCURACY OF ARTIFICIAL INTELLIGENCE AIDED REPORTING IN VIDEO CAPSULE ENDOSCOPY
 Hong Y.Y.¹, Ninh A.², Corbett G.¹

12:40 - 12:45 P1680
EVALUATION OF EXTENDED LATERAL PELVIC SIDEWALL EXCISION [ELSIE] FOR LOCALLY ADVANCED & RECURRENT RECTAL CANCER (RCC) INVOLVING THE LATERAL PELVIC SIDEWALL
 Pring E.¹, Gould L.², Fletcher J.³, Taylor C.³, Hona T.³, Hellawell G.³, Corr A.⁴, Burling D.⁵, Aston W.³, Antoniou A.³, Jenkins J.T.⁵

12:45 - 12:50 P1555
ARTIFICIAL INTELLIGENCE METHODS FOR DIAGNOSIS OF EARLY GASTRIC CANCER WITH MAGNIFYING NARROW BAND IMAGING ENDOSCOPY
 Kuvaev R.^{1,2}, Kashin S.V.³, Kraynova E.⁴, Khryashchev V.⁵, Stepanova O.⁵, Lebedev A.⁵, Rusakov A.⁵, Nikonov E.⁶

12:50 - 12:55 P1647
GASTROINTESTINAL SUBEPITHELIAL LESIONS (GI SELS): OPTIMIZING UNNECESSARY SURVEILLANCE AND PATIENT CARE WITH ENDOSCOPIC ULTRASOUND (EUS)
 Chia C.T.W.¹, Lim W.C.², Vu C.²

12:55 - 13:00 P1553
S-POEM IS EFFECTIVE TREATMENT FOR EPIPHRENIC DIVERTICULA ASSOCIATED WITH SPASTIC MOTILITY DISORDERS
 Demeter M.¹, Duricek M.², Uhrík P.¹, Hyrdel R.², Banovcin P.²

13:00 - 13:05 P1657
OPTIMAL PREPARATION FOR SMALL BOWEL CAPSULE ENDOSCOPY
 Kametaka D.¹, Ito M.¹, Shiode J.¹, Yoshioka M.², Nasu J.¹

13:05 - 13:10 P1667
CONCOMITANT MALIGNANT DUODENAL AND BILIARY STENOSIS: DUODENAL STENTING AND HEPATOCGASTROSTOMY DURING THE SAME PROCEDURE IS A SAFETY PROCEDURE (SAMETIME STUDY)
 Debourdeau A.¹, Caillol F.², Ratone J.P.², Zemmour C.¹, Decoster C.¹, Winkler J.¹, Pesenti C.², Bories E.¹, Giovannini M.²

13:10 - 13:15 P1615
EFFICACY OF INTRAMUSCULAR DICLOFENAC IN THE PREVENTION OF POST-ERCP PANCREATITIS: A PROSPECTIVE, RANDOMIZED, PLACEBO-CONTROLLED STUDY
 Kim M.C.¹, Kim S.B.¹, Cho J.H.¹, Kim K.H.¹, Kim K.O.¹, Lee S.H.¹, Jang B.I.¹, Kim T.N.²

Poster Champ Session

12:30 - 13:30 E-Poster Terminal 3
Poster Champ Session: Upper gastrointestinal diseases
 Chairs: Susana Mão Ferro, Portugal
 Anna Dorothea Wagner, Switzerland

12:30 - 12:35 P1921
SELECTIVE MICROBIOTA TRANSPLANTATION INDUCES RADIATION ENTERITIS IMPROVEMENT: A PILOT STUDY ✦
 Ding X., Li Q., Li P., Zhang T., Xiang L., Zhang F.

12:35 - 12:40 P2005
IMPLEMENTATION OF PROTON PUMP INHIBITOR DEPRESCRIPTION PROTOCOL AT HOSPITAL DISCHARGE: THE DE-PIBP PROJECT
 García Cámara P.¹, Lamuela L.J.¹, Llorente-Barrio M.¹, Sierra O.¹, Monzón M.R.¹, Alcedo J.^{1,2}, Arbones-Mainar J.M.^{2,3}, Bernal V.^{1,2}

12:40 - 12:45 P1925
ATP-DEPENDENT POTASSIUM CHANNELS, SOLUBLE GUANYLYL CYCLASE AND ENDOGENOUS PROSTAGLANDINS IN CARBON MONOXIDE-MEDIATED PREVENTION AGAINST OXIDATIVE ISCHEMIA/REPERFUSION-INDUCED GASTRIC DAMAGE
 Magierowska K.¹, Korbut E.¹, Bakalarz D.^{1,2}, Wójcik D.¹, Hubalewska-Mazgaj M.¹, Surmiak M.¹, Buszewicz G.³, Sliwowski Z.¹, Chmura A.¹, Ginter G.¹, Kwicien S.¹, Brzozowski T.⁴, Magierowski M.¹

12:45 - 12:50 P2016
THE PREVALENCE AND SIGNIFICANCE OF JEJUNAL POLYPOSI AFTER DUODENECTOMY IN FAMILIAL ADENOMATOUS POLYPOSI
 Yoon J.Y.¹, Mehta N.², Burke C.², Augustin T.³, O'Malley M.⁴, Laguardia L.⁴, Cruise M.⁵, Mankaney G.², Church J.⁴, Kalady M.⁴, Walsh R.M.³, Bhatt A.²

12:50 - 12:55 P1990
AN AUTOMATED, QUANTITATIVE MULTIPLEX IMMUNOFLUORESCENCE ASSAY ACCURATELY RISK STRATIFIES BARRETT'S ESOPHAGUS PATIENTS WITH A COMMUNITY-BASED DIAGNOSIS OF LOW-GRADE DYSPLASIA AT A RATE COMPARABLE TO EXPERT PATHOLOGISTS
 Frei N.¹, Konté K.¹, Bossart E.A.², Zhang Y.², Critchley-Thorne R.J.², Pouw R.E.¹, Bergman J.J.¹

12:55 - 13:00 P1942
PHARMACOLOGICAL PROFILE OF NALDEMEDINE, A PERIPHERAL ACTING μ -OPIOID RECEPTOR ANTAGONIST-COMPARISON WITH NALOXONE AND NALOXEGOL
 Kanemasa T.¹, Koike K.¹, Takase K.¹, Arai T.², Nakamura A.¹, Morioka Y.¹, Hasegawa M.¹

13:00 - 13:05 P2006
PROTON PUMP INHIBITORS: IMPLEMENTATION OF A DE-PRESCRIBING STRATEGY
 Campillo A.¹, Erviti J.², Celaya M.C.³, Bolado F.⁴, Irisarri R.⁵

13:05 - 13:10 P2031
EFFICACY IN SECOND-LINE REGIMENS IN SPAIN: RESULTS FROM THE EUROPEAN REGISTRY ON H. PYLORI MANAGEMENT (HP-EUREG)
 Caldas Alvarez M.¹, Perez Aisa M.A.², Castro Fernandez M.³, Bujanda L.⁴, Lucendo A.J.⁵, Hinojosa J.², Fernández Moreno N.², Rodrigo Sáez L.R.⁶, Pabon M.⁷, Ferrer Barceló L.⁸, Alonso Galán H.⁹, Pérez Lasala J.¹⁰, Molina Infante J.¹¹, Velayos B.¹², Barrio J.¹³, Lanás Á.¹⁴, Domínguez Cajal M.¹⁵, Perona Vincenti M.¹⁶, Di Maira T.¹⁷, Gómez Rodríguez B.J.¹⁸, Medina Chulia E.⁸, Roldán M.¹⁹, Mata-Romero P.²⁰, Modolell I.²¹, Botargues Boté J.M.²², Jiménez-Moreno M.²³, Pérez Nyssen O.²⁴, Marin A.C.²⁵, García Donday M.²⁴, Garre A.²⁴, Megraud F.²⁶, O'Morain C.²⁷, McNicholl A.G.²⁴, P. Gisbert J.²⁴

13:10 - 13:15

P2013

CLINICAL IMPACT OF ENDOSCOPIC SUBMUCOSAL DISSECTION USING CLUTCH CUTTER WITH OVER-THE-SCOPE-CLIP CLOSURE FOR SUPERFICIAL NON-AMPULLARY DUODENAL EPITHELIAL TUMOR

Dohi O.¹, Yoshida N.¹, Ishida T.², Takayama S.¹, Nakano T.¹, Majima A.³, Inoue K.¹, Kamada K.¹, Takagi T.², Konishi H.¹, Naito Y.⁴, Itoh Y.¹

13:15 - 13:20

P2033

FIRST-LINE H. PYLORI ERADICATION THERAPY IN EUROPE: RESULTS FROM 21,487 CASES OF THE EUROPEAN REGISTRY ON H. PYLORI MANAGEMENT (HP-EUREG)

Perez Nyssen O.¹, McNicholl A.G.², Bordin D.S.³, Tepeš B.⁴, Perez Aisa M.&⁵, Dino V.⁶, Caldas Alvarez M.⁷, Bujanda Fernández de Piérola L.⁸, Castro Fernandez M.⁹, Lerang F.¹⁰, Leja M.¹¹, Rodrigo Sáez L.R.¹², Rokkas T.¹³, Kupcinskas L.¹⁴, Perez-Lasala J.¹⁵, Jonaitis L.¹⁶, Shvets O.¹⁷, Gasbarrini A.¹⁸, Şimşek H.¹⁹, Axon A.²⁰, Buzás G.M.²¹, Machado J.C.L.²², Niv Y.²³, Boyanova L.²⁴, Goldis E.-A.²⁵, Lamy V.²⁶, Przytulski K.²⁷, Beglinger C.²⁸, Venerito M.²⁹, Bytzer P.³⁰, Capelle L.³¹, Milosavljevic T.³², Vejjola L.³³, Molina Infante J.³⁴, Vologzhanina L.³⁵, Arino Pérez I.³⁶, Fiorini G.³⁷, Ramas M.³⁸, Donday M.G.³⁹, Megraud F.⁴⁰, O'Morain C.⁴¹, Gisbert J.^{42,43}, Hp-EuReg Investigators, European Helicobacter and Microbiota Study Group, AEG-REDCap

13:20 - 13:25

P2062

POSSIBLE IMPACT OF VAGOTOMY ON POSTOPERATIVE WEIGHT LOSS AFTER SELECTED BARIATRIC SURGERY PROCEDURES. IMPORTANCE OF THE MODULATION OF THE SECRETION OF GASTROINTESTINAL HORMONES BASED ON ANIMAL EXPERIMENTAL MODELS

Wierdak M.^{1,2,3}, Hubalewska-Mazgaj M.³, Magierowska K.³, Wójcik D.³, Brzozowski T.⁴, Korbut E.³, Budzynski A.², Magierowski M.³

13:25 - 13:30

P1969

THE ROLE OF ESOPHAGEAL EPITHELIAL INTEGRITY ON PROTON PUMP INHIBITOR RESPONSE IN PATIENTS WITH GASTROESOPHAGEAL REFLUX DISEASE

Bor S.¹, Ergun P.², Kipcak S.³, Ege Reflux Study Group

Poster Champ Session

12:30 - 13:30

E-Poster Terminal 4

Poster Champ Session: Lower gastrointestinal diseases

Chairs: Simon Gabe, United Kingdom
Mathieu Uzzan, France

12:30 - 12:35

P1895

NALOXEGOL PARTLY RESTORES CHANGES IN THE POSTPRANDIAL CYCLIC MEAL RESPONSE OF THE COLON IN A RANDOMIZED THREE-WAY CROSSOVER HIGH-RESOLUTION COLON MANOMETRY STUDY IN HEALTHY VOLUNTEERS

Pannemans J.^{1,2}, Demedts I.², Geysen H.¹, Pauwels A.¹, Vanuytsel T.^{1,2}, Tack J.^{1,2}

12:35 - 12:40

P1828

OPTIMAL TIMING OF ILEOCECAL RESECTION IN CROHN'S DISEASE: NO DIFFERENCE IN CLINICAL OUTCOME AFTER EARLY AND LATE SURGERY

Beelen E.M.J.¹, Sleutjes J.A.M.¹, de Graaf E.J.R.², Bodelier A.G.L.³, Hoentjen F.⁴, Dijkstra G.⁵, de Boer N.K.⁶, Romberg-Camps M.⁷, van der Woude C.J.¹, de Vries A.C.¹, the Dutch Initiative on Crohn and Colitis (ICC)

12:40 - 12:45

P1708

ELTANEXOR RAPIDLY DECREASES INFLAMMATION AND IMPROVES OUTCOMES IN A DSS MODEL OF IBD

Stakenborg M.¹, De Simone V.², Widman D.G.³, Gornisiewicz S.³, Tamir S.³, Baloglu E.³, Matteoli G.²

12:45 - 12:50

P1697

ESTABLISHMENT OF CHRONIC INFLAMMATION MODEL USING HUMAN SMALL INTESTINAL AND COLONIC ORGANOID

Hibiya S., Tsuchiya K., Katsukura N., Shirasaki T., Watanabe S., Nishimura R., Okamoto R., Watanabe M.

12:50 - 12:55

P1715

TPL2 INHIBITOR TREATMENT REDUCES MULTIPLE INFLAMMATORY ENDPOINTS IN A SCID T CELL TRANSFER MODEL OF COLITIS

Hammond A., Cui Z.-H., Zipfel S., Wendt E., Wilbert S., Taylor J., Warr M.

12:55 - 13:00

P1772

CUTTING EDGE TECHNOLOGIES PIMS MOLECULAR FINGERPRINT AND NPOT MOLECULAR NETWORK IN DETERMINATION OF RESPONSE TO VEDOLIZUMAB IN A PROSPECTIVE TREATMENT OF ULCERATIVE COLITIS (UC) AND CROHN'S DISEASE (CD)

Eftekhari P.¹, Breidert M.²

13:00 - 13:05

P1855

ATG16L1 COORDINATES DNA DAMAGE RESPONSE IN THE INTESTINAL EPITHELIUM

Kakavand N.¹, Welz L.², Pimenta Bernardes J.¹, Wottawa F.¹, Hamm J.³, Tran F.⁴, Schreiber S.⁵, Aden K.⁶, Rosenstiel P.⁷

13:05 - 13:10

P1908

PREDICTIVE VALUE OF THE “DICA” ENDOSCOPIC CLASSIFICATION ON THE OUTCOME OF DIVERTICULAR DISEASE OF THE COLON: AN ANALYSIS FROM THE INTERNATIONAL, MULTICENTER, PROSPECTIVE STUDY

Tursi A.¹, Brandimarte G.², Di Mario F.³, Elisei W.⁴, Picchio M.⁵, Allegretta L.⁶, Annunziata M.L.⁷, Astegiano M.⁸, Bafutto M.⁹, Bassotti G.¹⁰, Bianco M.A.¹¹, Colucci R.¹², Conigliaro R.L.¹³, Damiani A.¹⁴, Danese S.¹⁵, De Colibus P.¹⁶, Dumitrascu D.L.¹⁷, Escalante R.¹⁸, Faggiani R.¹⁹, Ferrini L.¹⁴, Fiorella S.²⁰, Forti G.²¹, Franceschi M.²², Giorgetti G.²³, Grad S.²⁴, Graziani M.G.²⁵, Lai M.²⁶, Lammert F.²⁷, Latella G.²⁸, Lisi D.²⁹, Maconi G.³⁰, Murphy M.M.³¹, Nardone G.³², Camara Oliveira L.³³, Chaves De Oliveira E.³⁴, Papa A.³⁵, Papagrigroriadis S.³⁶, Penna A.³⁷, Pietrzak A.³⁸, Pigo F.³⁹, Pontone S.⁴⁰, Portincasa P.⁴¹, Poskus T.⁴², Pranzo G.⁴³, Reichert M.C.⁴⁴, Rizzo G.L.⁴⁵, Rodinò S.⁴⁶, Regula J.⁴⁷, Scaccianoce G.⁴⁸, Scaldaferrri F.⁴⁹, Schifano L.⁵⁰, Stundiene I.⁵¹, Compare D.⁵², Vassallo R.⁵³, Walker M.M.⁵⁴, Zampalatta C.⁵⁵, Zullo A.⁵⁶

13:10 - 13:15

P1717

PROSTAGLANDIN E2 PRODUCTION BY ENTERIC GLIAL CELLS REDUCES COLITIS DEVELOPMENT IN FEMALE MICE

Rolli-Derkinderen M.¹, Bessard A.², Durieu E.², Oullier T.², Mahé M.², Cenac N.³, Neunlist M.²

13:15 - 13:20 P1823
ORAL CURCUMIN IS NOT MORE EFFECTIVE THAN PLACEBO TO PREVENT ENDOSCOPIC POSTOPERATIVE RECURRENCE IN PATIENTS WITH CROHN'S DISEASE TREATED WITH CONCOMITANT THIOPURINES
 Bommelaer G.¹, Laharie D.², Nancey S.³, Hebuterne X.⁴, Roblin X.⁵, Maria N.⁶, Peyrin-Biroulet L.⁷, Fumery M.⁸, Pereira B.⁹, Goutte M.¹⁰, Buisson A.¹¹

13:20 - 13:25 P1863
PERFORMANCE EVALUATION OF A BLOOD TEST ASSAYING FOR CTDNA METHYLATED IN IRF4, BCAT1 AND IKZF1 FOR DETECTION OF COLORECTAL CANCER
 Pedersen S.¹, Boulter N.¹, Tevz G.¹, Yu B.¹, Chan M.¹, Nielsen H.², Ferm L.², Christensen I.², Dekker E.³, Symonds E.^{4,5}, Young G.⁴, LaPointe L.C.^{1,4}

13:25 - 13:30 P1871
NON-INVASIVE DETECTION OF COLORECTAL CANCER AND ADVANCED ADENOMA USING CANCER-SPECIFIC METHYLATION SIGNATURES IN PLASMA CTDNA
Zhu B.-Q.¹, Cai M.², Cai G.-X.³, Gan T.⁴, Zhou C.⁵, Nie Y.⁶, Wang H.⁷, Gore A.⁸, Gong H.⁷, Liu R.⁷, Zhou P.⁹

Case-based Discussion

12:45 - 13:45 A3
Abdominal bloating
 Chairs: Henriette Heinrich, Switzerland
 Fernando Azpiroz, Spain
 Fermin Mearín, Spain
 Gregory Rubin, United Kingdom

Case-based Discussion

12:45 - 13:45 C2
Unusual chronic diarrhea
 Chairs: Krisztina Barbara Gecse, Netherlands
 Edouard Louis, Belgium
 Imran Aziz, Sweden

Case-based Discussion

12:45 - 13:45 F1
Oesophageal diverticula
 Chairs: Jutta Keller, Germany
 Jacques Deviere, Belgium
 Mathieu Pioche, France
 Renato Salvador, Italy

Case-based Discussion

12:45 - 13:45 F2
Chronic intestinal failure
 Chairs: Francisca Joly, France
 Tim Vanuytsel, Belgium
 Stéphane Schneider, France
 Alexandre Nuzzo, France

Symposium

12:45 - 13:30 Hotspot
UEG Week 2019 highlights in Spanish
 Chairs: Raul Andrade, Spain
 Francesc Balaguer, Spain

12:45 - 12:52 IP577
Liver
 Virginia Hernández-Gea, Spain

12:52 - 12:59 IP578
Upper GI and functional disorders
 Carolina Malagelada, Spain

12:59 - 13:06 IP579
Colorectal
 Luis Bujanda Fernández de Piérola, Spain

13:06 - 13:13 IP580
Pancreas and biliary tract
 Juan Enrique Dominguez-Munoz, Spain

13:13 - 13:20 IP581
Gastrointestinal endoscopy
 Miguel Muñoz Navas, Spain

13:20 - 13:27 IP582
IBD
 Maria Isabel Vera Mendoza, Spain

Symposium

14:00 - 15:30 Hall 6
New therapies on the block in IBD: What's new in 2019?
 Chairs: Matthieu Allez, France
 Peter Irving, United Kingdom

14:00 - 14:15 IP583
Stratifying medical therapies
 C. Janneke van der Woude, Netherlands

14:15 - 14:22
Q&A

14:22 - 14:37 IP584
Jak
 Silvio Danese, Italy

14:37 - 14:44
Q&A

14:44 - 14:59 IP585
P19
 Stefan Schreiber, Germany

14:59 - 15:06
Q&A

15:06 - 15:21 IP586
S1p
 Laurent Peyrin-Biroulet, France

15:21 - 15:28
Q&A

Symposium

14:00 - 15:30 A1
Pancreato-biliary diagnostics: What's new in 2019?
 Chairs: Maria Antonietta Bali, Belgium
 Manuel Pérez-Miranda, Spain



14:00 - 14:15 IP587
MRI
 Maria Antonietta Bali, Belgium

14:15 - 14:22
Q&A

14:22 - 14:37 IP588
Cholangio-pancreatoscopy
 Jörg Albert, Germany

14:37 - 14:44
Q&A

14:44 - 14:59 IP589
NCLE
 Helga Bertani, Italy

14:59 - 15:06
Q&A

15:06 - 15:21 IP590
Molecular diagnosis
 Alexander Kleger, Germany

15:21 - 15:28
Q&A

Symposium

14:00 - 15:30 A3
Pancreatology: What's new in 2019?
 Chairs: David C. Whitcomb, United States
 Marco J. Bruno, Netherlands



14:00 - 14:15 IP591
Acute pancreatitis
 Julia Mayerle, Germany

14:15 - 14:22
Q&A

14:22 - 14:37 IP592
Chronic pancreatitis
 Asbjørn M. Drewes, Denmark

14:37 - 14:44
Q&A

14:44 - 14:59 IP593
Pancreatic cancer
 Philippe Ruszniewski, France

14:59 - 15:06
Q&A

15:06 - 15:21 IP594
Cystic pancreatic lesions
 Djuna L. Cahen, Netherlands

15:21 - 15:28
Q&A

Symposium

14:00 - 15:30 B2
EOE: What's new in 2019?
 Chairs: Kaija-Leena Kolho, Finland
 Sabine Roman, France

14:00 - 14:15 IP595
EOE: The allergic oesophagus
 Jorge Amil Dias, Portugal

14:15 - 14:22
Q&A

14:22 - 14:37 IP596
Diagnosis and follow up
 Arjan Bredenoord, Netherlands

14:37 - 14:44
Q&A

Debate
 14:44 - 14:52 IP597
Medical treatment: PPI first

14:52 - 15:00 IP598
Medical Treatment: Corticosteroid first

15:00 - 15:06
Q&A

15:06 - 15:21 IP599
Dietary management
 Javier Molina Infante, Spain

15:21 - 15:28
Q&A

Symposium

14:00 - 15:30 C1
Treatment lower functional disorders: What's new in 2019?
 Chairs: Joachim Labenz, Germany
 Fermin Mearín, Spain



14:00 - 14:15 IP600
Diarrhea
 Jutta Keller, Germany

14:15 - 14:22
Q&A

14:22 - 14:37 IP601
Bloating
 Fernando Azpiroz, Spain

14:37 - 14:44
Q&A

14:44 - 14:59 IP602
The London Classification of anorectal function: What is it, why is it needed and how will it change practice?
 Emma Carrington, United Kingdom

14:59 - 15:06
Q&A

15:06 - 15:21 IP603
Pain
 Adam Donald Farmer, United Kingdom

15:21 - 15:28
Q&A

Symposium

14:00 - 15:30 C2
Hepatology: What's new in 2019?
 Chairs: Elisabetta Buscarini, Italy
 Laurent Castera, France



14:00 - 14:15 IP604
Viral Hepatitis
 Georgios Papatheodoridis, Greece

14:15 - 14:22
Q&A

14:22 - 14:37 IP605
Cholestatic/Autoimmune diseases
 Michael Manns, Germany

14:37 - 14:44
Q&A

14:44 - 14:59 IP606
Cirrhosis and its complications
 Thomas Reiberger, Austria

14:59 - 15:06
Q&A

15:06 - 15:21 IP607
Liver cancer
 Maria Varela, Spain

15:21 - 15:28
Q&A

Symposium

14:00 - 15:30 E1
Training in endoscopy and surgery: What's new in 2019?
 Chairs: Tomas Hucl, Czech Republic
 Charles Murray, United Kingdom



Debate

14:00 - 14:08 IP608
Face to face: Still the state of the art
 Paraskevas Gkolfakis, Greece

14:08 - 14:16 IP609
Web based: The new standard
 Charles Murray, United Kingdom

14:16 - 14:22
Q&A

Tandem Talks

14:22 - 14:30 IP610
Are simulators better trainers in endoscopy?
 Gavin Johnson, United Kingdom

14:30 - 14:38 IP611
Are simulators better trainers in surgery?
 Marek Soltes, Slovakia

14:38 - 14:44
Q&A

14:44 - 14:59 IP612
Decision support systems
 Edward J Despott, United Kingdom

14:59 - 15:06
Q&A

15:06 - 15:21 IP613
Train the trainers
 Roland Valori, United Kingdom

15:21 - 15:28
Q&A

Symposium

14:00 - 15:30 E2
Microbiome as a target: What's new in 2019?
 Chairs: Barbara Cassani, Italy
 Marcis Leja, Latvia



14:00 - 14:15 IP614
The effects of proton pump inhibitors upon microbiota
 Nele Brusselaers, Sweden

14:15 - 14:22
Q&A

14:22 - 14:37 IP615
The role of microbiome in immunotherapy
 Harry Sokol, France

14:37 - 14:44
Q&A

14:44 - 14:59 IP616
How can probiotics serve as part of the therapeutic strategy?
 Marie Joossens, Belgium

14:59 - 15:06
Q&A

15:06 - 15:21 IP617
Faecal microbial transplant: From C. difficile induced colitis to cancer
 Gianluca Ianiro, Italy

15:21 - 15:28
Q&A

Symposium

14:00 - 15:30 F1
Endoscopy: What's new in 2019?
 Chairs: Thierry Ponchon, France
 Ian Mark Gralnek, Israel



14:00 - 14:15 IP618
Upper GI
 Mathieu Pioche, France

14:15 - 14:22
Q&A

14:22 - 14:37 IP619
Colonoscopy
 Helmut Messmann, Germany

14:37 - 14:44
Q&A

14:44 - 14:59 IP620
Small Bowel
 Torsten Beyna, Germany

14:59 - 15:06
Q&A

15:06 - 15:21 IP621
EUS
 Lars Aabakken, Norway

15:21 - 15:28
Q&A

Advances in Clinical GI & Hepatology

14:00 - 15:30 F2
Organ-saving strategies in GI cancer
 Chairs: Jeroen Dekervel, Belgium
 Bas P.L. Wijnhoven, Netherlands



14:00 - 14:15 IP622
Endoscopic management of superficial SCC
 Alexander Meining, Germany

14:15 - 14:22
Q&A

14:22 - 14:37 IP623
Indications for additional treatment after endoscopic SCC resection
 Bas P.L. Wijnhoven, Netherlands

14:37 - 14:44
Q&A

14:44 - 14:59 IP624
Is watch-and-wait a valid option for rectal cancer?
 André D'Hoore, Belgium

14:59 - 15:06
Q&A

15:06 - 15:21 IP625
How to assess complete response after chemoradiotherapy in rectal cancer?
 Regina Beets-Tan, Netherlands

15:21 - 15:28
Q&A